

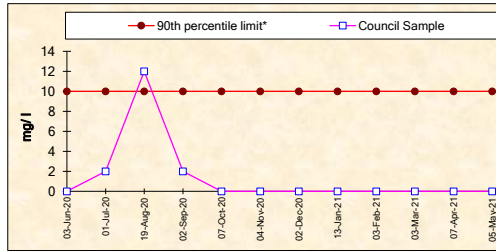
Bomaderry Wastewater Treatment Plant - Monitoring Summary

Licensee: Shoalhaven City Council, Shoalhaven Water, PO Box 42 Nowra 2541
(New WwTP - Environmental Discharge)

Environment Protection License No. 1735
EPA ID No. 5

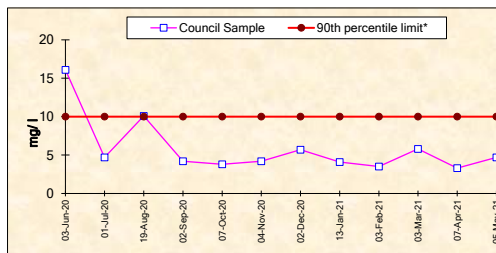
BOD

Frequency	Date Sample Obtained	Date Result Obtained	Unit Of Measurement	90th percentile limit*	Council Sample
Monthly	03-Jun-20	15-Jun-20	milligrams per litre	10	<2
Monthly	01-Jul-20	13-Jul-20	milligrams per litre	10	2
Monthly	19-Aug-20	27-Aug-20	milligrams per litre	10	12
Monthly	02-Sep-20	11-Sep-20	milligrams per litre	10	2
Monthly	07-Oct-20	16-Oct-20	milligrams per litre	10	<2
Monthly	04-Nov-20	13-Nov-20	milligrams per litre	10	<2
Monthly	02-Dec-20	11-Dec-20	milligrams per litre	10	<2
Monthly	13-Jan-21	22-Jan-21	milligrams per litre	10	<2
Monthly	03-Feb-21	12-Feb-21	milligrams per litre	10	<2
Monthly	03-Mar-21	11-Mar-21	milligrams per litre	10	<2
Monthly	07-Apr-21	16-Apr-21	milligrams per litre	10	<2
Monthly	05-May-21	14-May-21	milligrams per litre	10	<2



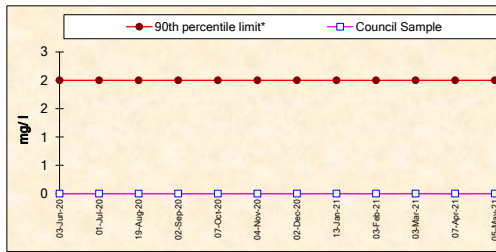
TOTAL NITROGEN

Frequency	Date Sample Obtained	Date Result Obtained	Unit Of Measurement	90th percentile limit*	Council Sample
Monthly	03-Jun-20	15-Jun-20	milligrams per litre	10	16.1
Monthly	01-Jul-20	13-Jul-20	milligrams per litre	10	4.7
Monthly	19-Aug-20	27-Aug-20	milligrams per litre	10	10.1
Monthly	02-Sep-20	11-Sep-20	milligrams per litre	10	4.2
Monthly	07-Oct-20	16-Oct-20	milligrams per litre	10	3.8
Monthly	04-Nov-20	13-Nov-20	milligrams per litre	10	4.2
Monthly	02-Dec-20	11-Dec-20	milligrams per litre	10	5.7
Monthly	13-Jan-21	22-Jan-21	milligrams per litre	10	4.1
Monthly	03-Feb-21	12-Feb-21	milligrams per litre	10	3.5
Monthly	03-Mar-21	11-Mar-21	milligrams per litre	10	5.8
Monthly	07-Apr-21	16-Apr-21	milligrams per litre	10	3.3
Monthly	05-May-21	14-May-21	milligrams per litre	10	4.7



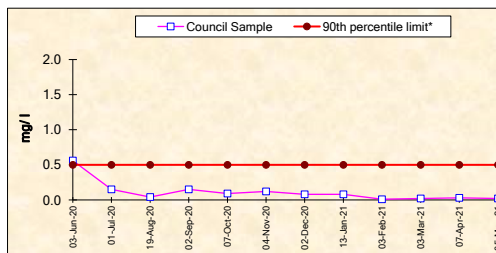
OIL AND GREASE

Frequency	Date Sample Obtained	Date Result Obtained	Unit Of Measurement	90th percentile limit*	Council Sample
Monthly	03-Jun-20	15-Jun-20	milligrams per litre	2	<1
Monthly	01-Jul-20	13-Jul-20	milligrams per litre	2	<1
Monthly	19-Aug-20	27-Aug-20	milligrams per litre	2	<1
Monthly	02-Sep-20	11-Sep-20	milligrams per litre	2	<1
Monthly	07-Oct-20	16-Oct-20	milligrams per litre	2	<1
Monthly	04-Nov-20	13-Nov-20	milligrams per litre	2	<1
Monthly	02-Dec-20	11-Dec-20	milligrams per litre	2	<1
Monthly	13-Jan-21	22-Jan-21	milligrams per litre	2	<1
Monthly	03-Feb-21	12-Feb-21	milligrams per litre	2	<1
Monthly	03-Mar-21	11-Mar-21	milligrams per litre	2	<1
Monthly	07-Apr-21	16-Apr-21	milligrams per litre	2	<1
Monthly	05-May-21	14-May-21	milligrams per litre	2	<1



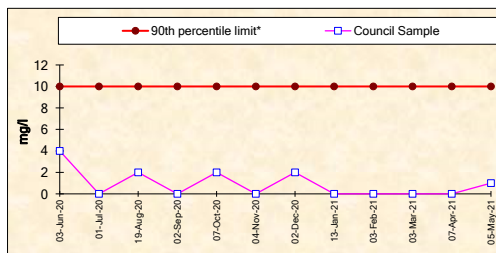
TOTAL PHOSPHORUS

Frequency	Date Sample Obtained	Date Result Obtained	Unit Of Measurement	90th percentile limit*	Council Sample
Monthly	03-Jun-20	15-Jun-20	milligrams per litre	0.5	0.56
Monthly	01-Jul-20	13-Jul-20	milligrams per litre	0.5	0.15
Monthly	19-Aug-20	27-Aug-20	milligrams per litre	0.5	0.04
Monthly	02-Sep-20	11-Sep-20	milligrams per litre	0.5	0.15
Monthly	07-Oct-20	16-Oct-20	milligrams per litre	0.5	0.09
Monthly	04-Nov-20	13-Nov-20	milligrams per litre	0.5	0.12
Monthly	02-Dec-20	11-Dec-20	milligrams per litre	0.5	0.08
Monthly	13-Jan-21	22-Jan-21	milligrams per litre	0.5	0.08
Monthly	03-Feb-21	12-Feb-21	milligrams per litre	0.5	0.01
Monthly	03-Mar-21	11-Mar-21	milligrams per litre	0.5	0.02
Monthly	07-Apr-21	16-Apr-21	milligrams per litre	0.5	0.03
Monthly	05-May-21	14-May-21	milligrams per litre	0.5	0.02



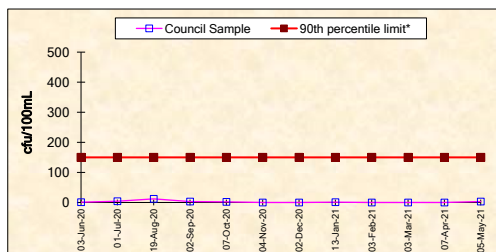
TOTAL SUSPENDED SOLIDS

Frequency	Date Sample Obtained	Date Result Obtained	Unit Of Measurement	90th percentile limit*	Council Sample
Monthly	03-Jun-20	15-Jun-20	milligrams per litre	10	4
Monthly	01-Jul-20	13-Jul-20	milligrams per litre	10	<1
Monthly	19-Aug-20	27-Aug-20	milligrams per litre	10	2
Monthly	02-Sep-20	11-Sep-20	milligrams per litre	10	<1
Monthly	07-Oct-20	16-Oct-20	milligrams per litre	10	2
Monthly	04-Nov-20	13-Nov-20	milligrams per litre	10	<1
Monthly	02-Dec-20	11-Dec-20	milligrams per litre	10	2
Monthly	13-Jan-21	22-Jan-21	milligrams per litre	10	<1
Monthly	03-Feb-21	12-Feb-21	milligrams per litre	10	<1
Monthly	03-Mar-21	11-Mar-21	milligrams per litre	10	<1
Monthly	07-Apr-21	16-Apr-21	milligrams per litre	10	<1
Monthly	05-May-21	14-May-21	milligrams per litre	10	1



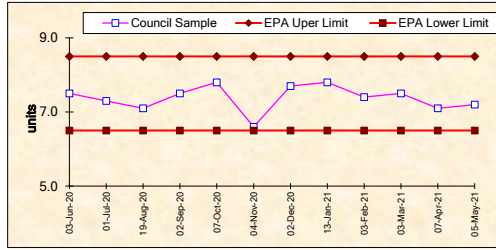
Faecal Coliforms

Frequency	Date Sample Obtained	Date Result Obtained	Unit Of Measurement	90th percentile limit*	Council Sample
Monthly	03-Jun-20	15-Jun-20	cfu/100mL	150	1
Monthly	01-Jul-20	13-Jul-20	cfu/100mL	150	4
Monthly	19-Aug-20	27-Aug-20	cfu/100mL	150	12
Monthly	02-Sep-20	11-Sep-20	cfu/100mL	150	3
Monthly	07-Oct-20	16-Oct-20	cfu/100mL	150	2
Monthly	04-Nov-20	13-Nov-20	cfu/100mL	150	<1
Monthly	02-Dec-20	11-Dec-20	cfu/100mL	150	<1
Monthly	13-Jan-21	22-Jan-21	cfu/100mL	150	1
Monthly	03-Feb-21	12-Feb-21	cfu/100mL	150	<1
Monthly	03-Mar-21	11-Mar-21	cfu/100mL	150	<1
Monthly	07-Apr-21	16-Apr-21	cfu/100mL	150	<1
Monthly	05-May-21	14-May-21	cfu/100mL	150	3



pH

Frequency	Date Sample Obtained	Date Result Obtained	Unit Of Measurement	100th percentile limit	Council Sample
Monthly	03-Jun-20	15-Jun-20	units	6.5 - 8.5	7.5
Monthly	01-Jul-20	13-Jul-20	units	6.5 - 8.5	7.3
Monthly	19-Aug-20	27-Aug-20	units	6.5 - 8.5	7.1
Monthly	02-Sep-20	11-Sep-20	units	6.5 - 8.5	7.5
Monthly	07-Oct-20	16-Oct-20	units	6.5 - 8.5	7.8
Monthly	04-Nov-20	13-Nov-20	units	6.5 - 8.5	6.6
Monthly	02-Dec-20	11-Dec-20	units	6.5 - 8.5	7.7
Monthly	13-Jan-21	22-Jan-21	units	6.5 - 8.5	7.8
Monthly	03-Feb-21	12-Feb-21	units	6.5 - 8.5	7.4
Monthly	03-Mar-21	11-Mar-21	units	6.5 - 8.5	7.5
Monthly	07-Apr-21	16-Apr-21	units	6.5 - 8.5	7.1
Monthly	05-May-21	14-May-21	units	6.5 - 8.5	7.2

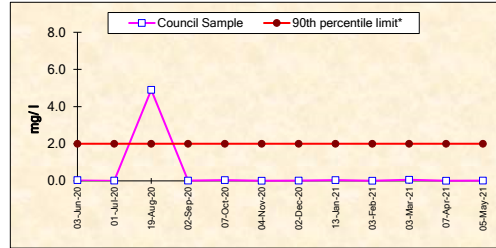


EPA Lower Limit EPA Upper Limit

6.5 8.5
6.5 8.5
6.5 8.5
6.5 8.5
6.5 8.5
6.5 8.5
6.5 8.5
6.5 8.5
6.5 8.5
6.5 8.5
6.5 8.5
6.5 8.5

AMMONIA NITROGEN

Frequency	Date Sample Obtained	Date Result Obtained	Unit Of Measurement	90th percentile limit*	Council Sample
Monthly	03-Jun-20	15-Jun-20	milligrams per litre	2	0.04
Monthly	01-Jul-20	13-Jul-20	milligrams per litre	2	0.02
Monthly	19-Aug-20	27-Aug-20	milligrams per litre	2	4.90
Monthly	02-Sep-20	11-Sep-20	milligrams per litre	2	0.02
Monthly	07-Oct-20	16-Oct-20	milligrams per litre	2	0.04
Monthly	04-Nov-20	13-Nov-20	milligrams per litre	2	0.01
Monthly	02-Dec-20	11-Dec-20	milligrams per litre	2	0.02
Monthly	13-Jan-21	22-Jan-21	milligrams per litre	2	0.04
Monthly	03-Feb-21	12-Feb-21	milligrams per litre	2	0.01
Monthly	03-Mar-21	11-Mar-21	milligrams per litre	2	0.06
Monthly	07-Apr-21	16-Apr-21	milligrams per litre	2	0.01
Monthly	05-May-21	14-May-21	milligrams per litre	2	0.02



* Note: 90th percentile limit compliance calculated on an annual basis

non-compliance notes: