

## Kangaroo Valley Wastewater Treatment Plant - Monitoring Summary

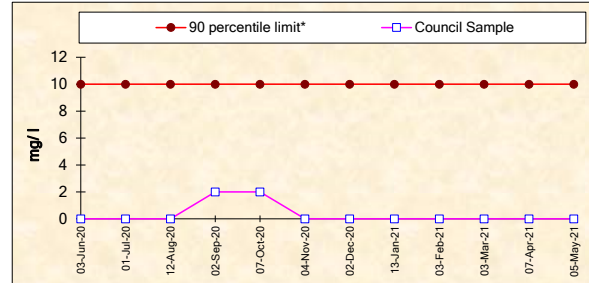
Licensee: Shoalhaven City Council, Shoalhaven Water, PO Box 42 Nowra 2541

Environment Protection License No. 20244

EPA ID No. 3

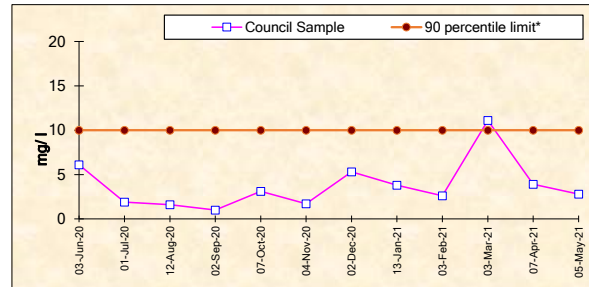
### BOD

Frequency	Date Sample Obtained	Date Result Obtained	Unit Of Measurement	90 percentile limit*	Council Sample
Monthly	03-Jun-20	15-Jun-20	milligrams per litre	10	<2
Monthly	01-Jul-20	13-Jul-20	milligrams per litre	10	<2
Monthly	12-Aug-20	21-Aug-20	milligrams per litre	10	<2
Monthly	02-Sep-20	11-Sep-20	milligrams per litre	10	2
Monthly	07-Oct-20	16-Oct-20	milligrams per litre	10	2
Monthly	04-Nov-20	13-Nov-20	milligrams per litre	10	<2
Monthly	02-Dec-20	11-Dec-20	milligrams per litre	10	<2
Monthly	13-Jan-21	22-Jan-21	milligrams per litre	10	<2
Monthly	03-Feb-21	12-Feb-21	milligrams per litre	10	<2
Monthly	03-Mar-21	11-Mar-21	milligrams per litre	10	<2
Monthly	07-Apr-21	16-Apr-21	milligrams per litre	10	<2
Monthly	05-May-21	14-May-21	milligrams per litre	10	<2



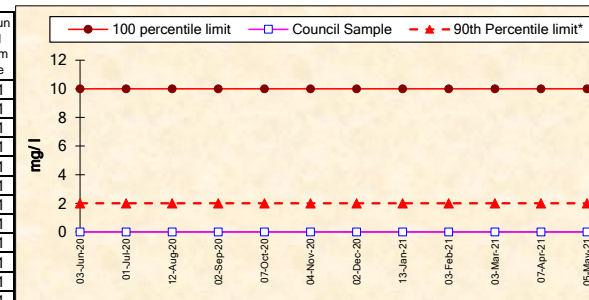
### TOTAL NITROGEN

Frequency	Date Sample Obtained	Date Result Obtained	Unit Of Measurement	90 percentile limit*	Council Sample
Monthly	03-Jun-20	15-Jun-20	milligrams per litre	10	6.1
Monthly	01-Jul-20	13-Jul-20	milligrams per litre	10	1.9
Monthly	12-Aug-20	21-Aug-20	milligrams per litre	10	1.6
Monthly	02-Sep-20	11-Sep-20	milligrams per litre	10	1.0
Monthly	07-Oct-20	16-Oct-20	milligrams per litre	10	3.1
Monthly	04-Nov-20	13-Nov-20	milligrams per litre	10	1.7
Monthly	02-Dec-20	11-Dec-20	milligrams per litre	10	5.3
Monthly	13-Jan-21	22-Jan-21	milligrams per litre	10	3.8
Monthly	03-Feb-21	12-Feb-21	milligrams per litre	10	2.6
Monthly	03-Mar-21	11-Mar-21	milligrams per litre	10	11.1
Monthly	07-Apr-21	16-Apr-21	milligrams per litre	10	3.9
Monthly	05-May-21	14-May-21	milligrams per litre	10	2.8



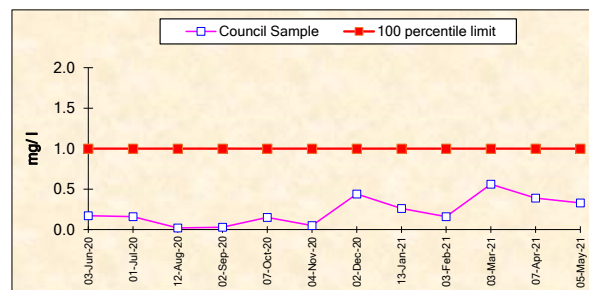
### OIL AND GREASE

Frequency	Date Sample Obtained	Date Result Obtained	Unit Of Measurement	90th Percentile limit*	100 percentile limit	Council Sample
Monthly	03-Jun-20	15-Jun-20	milligrams per litre	2	10	<1
Monthly	01-Jul-20	13-Jul-20	milligrams per litre	2	10	<1
Monthly	12-Aug-20	21-Aug-20	milligrams per litre	2	10	<1
Monthly	02-Sep-20	11-Sep-20	milligrams per litre	2	10	<1
Monthly	07-Oct-20	16-Oct-20	milligrams per litre	2	10	<1
Monthly	04-Nov-20	13-Nov-20	milligrams per litre	2	10	<1
Monthly	02-Dec-20	11-Dec-20	milligrams per litre	2	10	<1
Monthly	13-Jan-21	22-Jan-21	milligrams per litre	2	10	<1
Monthly	03-Feb-21	12-Feb-21	milligrams per litre	2	10	<1
Monthly	03-Mar-21	11-Mar-21	milligrams per litre	2	10	<1
Monthly	07-Apr-21	16-Apr-21	milligrams per litre	2	10	<1
Monthly	05-May-21	14-May-21	milligrams per litre	2	10	<1



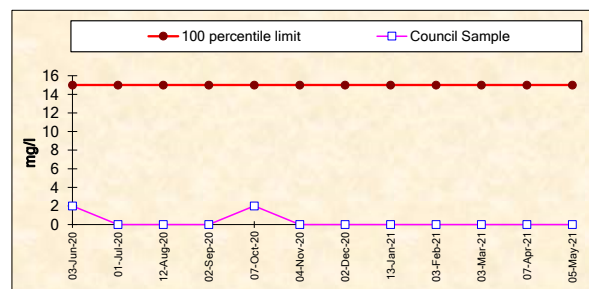
### TOTAL PHOSPHORUS

Frequency	Date Sample Obtained	Date Result Obtained	Unit Of Measurement	100 percentile limit	Council Sample
Monthly	03-Jun-20	15-Jun-20	milligrams per litre	1	0.17
Monthly	01-Jul-20	13-Jul-20	milligrams per litre	1	0.16
Monthly	12-Aug-20	21-Aug-20	milligrams per litre	1	0.02
Monthly	02-Sep-20	11-Sep-20	milligrams per litre	1	0.03
Monthly	07-Oct-20	16-Oct-20	milligrams per litre	1	0.15
Monthly	04-Nov-20	13-Nov-20	milligrams per litre	1	0.05
Monthly	02-Dec-20	11-Dec-20	milligrams per litre	1	0.44
Monthly	13-Jan-21	22-Jan-21	milligrams per litre	1	0.26
Monthly	03-Feb-21	12-Feb-21	milligrams per litre	1	0.16
Monthly	03-Mar-21	11-Mar-21	milligrams per litre	1	0.56
Monthly	07-Apr-21	16-Apr-21	milligrams per litre	1	0.39
Monthly	05-May-21	14-May-21	milligrams per litre	1	0.33



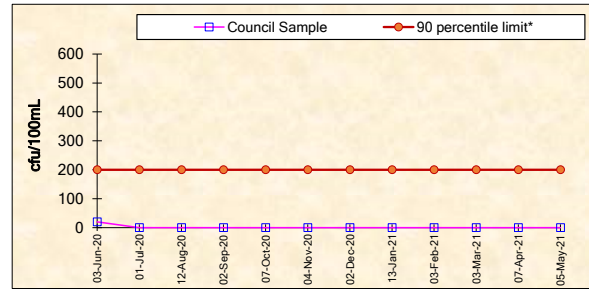
### TOTAL SUSPENDED SOLIDS

Frequency	Date Sample Obtained	Date Result Obtained	Unit Of Measurement	100 percentile limit	Council Sample
Monthly	03-Jun-20	15-Jun-20	milligrams per litre	15	2
Monthly	01-Jul-20	13-Jul-20	milligrams per litre	15	<1
Monthly	12-Aug-20	21-Aug-20	milligrams per litre	15	<1
Monthly	02-Sep-20	11-Sep-20	milligrams per litre	15	<1
Monthly	07-Oct-20	16-Oct-20	milligrams per litre	15	2
Monthly	04-Nov-20	13-Nov-20	milligrams per litre	15	<1
Monthly	02-Dec-20	11-Dec-20	milligrams per litre	15	<1
Monthly	13-Jan-21	22-Jan-21	milligrams per litre	15	<1
Monthly	03-Feb-21	12-Feb-21	milligrams per litre	15	<1
Monthly	03-Mar-21	11-Mar-21	milligrams per litre	15	<1
Monthly	07-Apr-21	16-Apr-21	milligrams per litre	15	<1
Monthly	05-May-21	14-May-21	milligrams per litre	15	<1



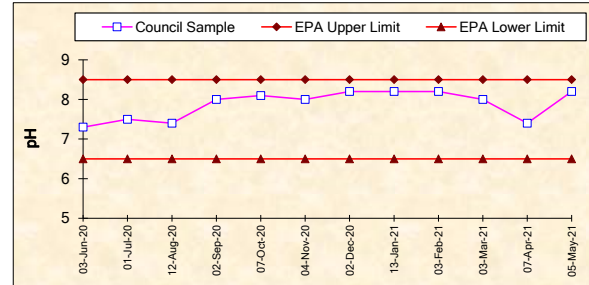
## FAECAL COLIFORMS

Frequency	Date Sample Obtained	Date Result Obtained	Unit Of Measurement	90 percentile limit*	Council Sample
Monthly	03-Jun-20	15-Jun-20	colony forming units per 100 millilitres	200	20
Monthly	01-Jul-20	13-Jul-20	colony forming units per 100 millilitres	200	<1
Monthly	12-Aug-20	21-Aug-20	colony forming units per 100 millilitres	200	<1
Monthly	02-Sep-20	11-Sep-20	colony forming units per 100 millilitres	200	<1
Monthly	07-Oct-20	16-Oct-20	colony forming units per 100 millilitres	200	<1
Monthly	04-Nov-20	13-Nov-20	colony forming units per 100 millilitres	200	<1
Monthly	02-Dec-20	11-Dec-20	colony forming units per 100 millilitres	200	<1
Monthly	13-Jan-21	22-Jan-21	colony forming units per 100 millilitres	200	<1
Monthly	03-Feb-21	12-Feb-21	colony forming units per 100 millilitres	200	<1
Monthly	03-Mar-21	11-Mar-21	colony forming units per 100 millilitres	200	<1
Monthly	07-Apr-21	16-Apr-21	colony forming units per 100 millilitres	200	<1
Monthly	05-May-21	14-May-21	colony forming units per 100 millilitres	200	<1



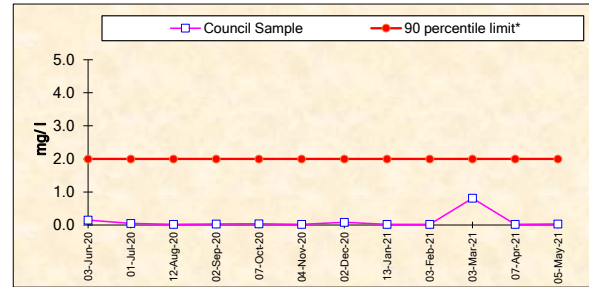
## pH

Frequency	Date Sample Obtained	Date Result Obtained	Unit Of Measurement	100 percentile limit	Council Sample
Monthly	03-Jun-20	15-Jun-20	pH	6.5-8.5	7.3
Monthly	01-Jul-20	13-Jul-20	pH	6.5-8.5	7.5
Monthly	12-Aug-20	21-Aug-20	pH	6.5-8.5	7.4
Monthly	02-Sep-20	11-Sep-20	pH	6.5-8.5	8.0
Monthly	07-Oct-20	16-Oct-20	pH	6.5-8.5	8.1
Monthly	04-Nov-20	13-Nov-20	pH	6.5-8.5	8.0
Monthly	02-Dec-20	11-Dec-20	pH	6.5-8.5	8.2
Monthly	13-Jan-21	22-Jan-21	pH	6.5-8.5	8.2
Monthly	03-Feb-21	12-Feb-21	pH	6.5-8.5	8.2
Monthly	03-Mar-21	11-Mar-21	pH	6.5-8.5	8.0
Monthly	07-Apr-21	16-Apr-21	pH	6.5-8.5	7.4
Monthly	05-May-21	14-May-21	pH	6.5-8.5	8.2



## AMMONIA NITROGEN

Frequency	Date Sample Obtained	Date Result Obtained	Unit Of Measurement	90 percentile limit*	Council Sample
Monthly	03-Jun-20	15-Jun-20	milligrams per litre	2	0.15
Monthly	01-Jul-20	13-Jul-20	milligrams per litre	2	0.05
Monthly	12-Aug-20	21-Aug-20	milligrams per litre	2	0.02
Monthly	02-Sep-20	11-Sep-20	milligrams per litre	2	0.03
Monthly	07-Oct-20	16-Oct-20	milligrams per litre	2	0.04
Monthly	04-Nov-20	13-Nov-20	milligrams per litre	2	0.02
Monthly	02-Dec-20	11-Dec-20	milligrams per litre	2	0.08
Monthly	13-Jan-21	22-Jan-21	milligrams per litre	2	0.02
Monthly	03-Feb-21	12-Feb-21	milligrams per litre	2	0.02
Monthly	03-Mar-21	11-Mar-21	milligrams per litre	2	0.81
Monthly	07-Apr-21	16-Apr-21	milligrams per litre	2	0.02
Monthly	05-May-21	14-May-21	milligrams per litre	2	0.03



\* Note: 90th percentile limit compliance calculated on an annual basis

non-compliance notes: