

# REMS Discharge to Ocean - Wastewater Monitoring Summary

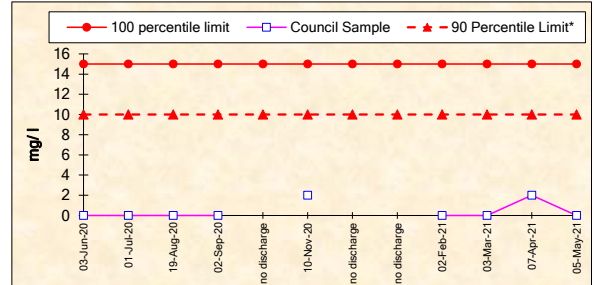
Licensee: Shoalhaven City Council, Shoalhaven Water, PO Box 42 Nowra 2541

Environment Protection Licence No. 2419

EPA ID No. 2

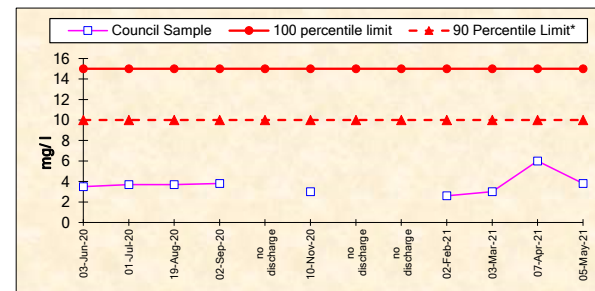
## BOD

Frequency	Date Sample Obtained	Date Result Obtained	Unit Of Measurement	90 Percentile Limit*	100 percentile limit	Council Sample
Special Frequency 1	03-Jun-20	15-Jun-20	milligrams per litre	10	15	<2
Special Frequency 1	01-Jul-20	13-Jul-20	milligrams per litre	10	15	<2
Special Frequency 1	19-Aug-20	27-Aug-20	milligrams per litre	10	15	<2
Special Frequency 1	02-Sep-20	11-Sep-20	milligrams per litre	10	15	<2
Special Frequency 1	no discharge		milligrams per litre	10	15	
Special Frequency 1	10-Nov-20	18-Nov-20	milligrams per litre	10	15	2
Special Frequency 1	no discharge		milligrams per litre	10	15	
Special Frequency 1	no discharge		milligrams per litre	10	15	
Special Frequency 1	02-Feb-21	11-Feb-21	milligrams per litre	10	15	<2
Special Frequency 1	03-Mar-21	11-Mar-21	milligrams per litre	10	15	<2
Special Frequency 1	07-Apr-21	16-Apr-21	milligrams per litre	10	15	2
Special Frequency 1	05-May-21	14-May-21	milligrams per litre	10	15	<2



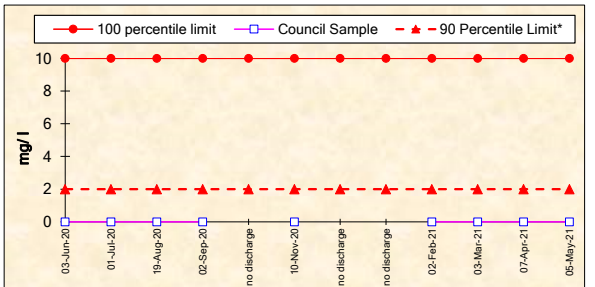
## TOTAL NITROGEN

Frequency	Date Sample Obtained	Date Result Obtained	Unit Of Measurement	90 Percentile Limit*	100 percentile limit	Council Sample
Special Frequency 1	03-Jun-20	15-Jun-20	milligrams per litre	10	15	3.5
Special Frequency 1	01-Jul-20	13-Jul-20	milligrams per litre	10	15	3.7
Special Frequency 1	19-Aug-20	27-Aug-20	milligrams per litre	10	15	3.7
Special Frequency 1	02-Sep-20	11-Sep-20	milligrams per litre	10	15	3.8
Special Frequency 1	no discharge		milligrams per litre	10	15	
Special Frequency 1	10-Nov-20	18-Nov-20	milligrams per litre	10	15	3.0
Special Frequency 1	no discharge		milligrams per litre	10	15	
Special Frequency 1	no discharge		milligrams per litre	10	15	
Special Frequency 1	02-Feb-21	11-Feb-21	milligrams per litre	10	15	2.6
Special Frequency 1	03-Mar-21	11-Mar-21	milligrams per litre	10	15	3.0
Special Frequency 1	07-Apr-21	16-Apr-21	milligrams per litre	10	15	6.0
Special Frequency 1	05-May-21	14-May-21	milligrams per litre	10	15	3.8



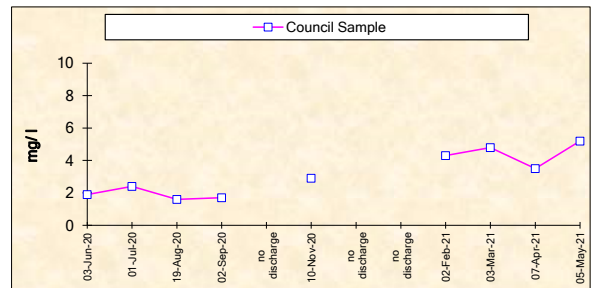
## OIL AND GREASE

Frequency	Date Sample Obtained	Date Result Obtained	Unit Of Measurement	90 Percentile Limit*	100 percentile limit	Council Sample
Special Frequency 1	03-Jun-20	15-Jun-20	milligrams per litre	2	10	<1
Special Frequency 1	01-Jul-20	13-Jul-20	milligrams per litre	2	10	<1
Special Frequency 1	19-Aug-20	27-Aug-20	milligrams per litre	2	10	<1
Special Frequency 1	02-Sep-20	11-Sep-20	milligrams per litre	2	10	<1
Special Frequency 1	no discharge		milligrams per litre	2	10	
Special Frequency 1	10-Nov-20	18-Nov-20	milligrams per litre	2	10	<1
Special Frequency 1	no discharge		milligrams per litre	2	10	
Special Frequency 1	no discharge		milligrams per litre	2	10	
Special Frequency 1	02-Feb-21	11-Feb-21	milligrams per litre	2	10	<1
Special Frequency 1	03-Mar-21	11-Mar-21	milligrams per litre	2	10	<1
Special Frequency 1	07-Apr-21	16-Apr-21	milligrams per litre	2	10	<1
Special Frequency 1	05-May-21	14-May-21	milligrams per litre	2	10	<1



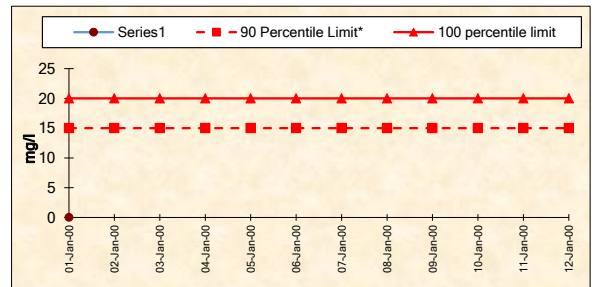
## TOTAL PHOSPHORUS

Frequency	Date Sample Obtained	Date Result Obtained	Unit Of Measurement	90 Percentile Limit*	100 percentile limit	Council Sample
Special Frequency 1	03-Jun-20	15-Jun-20	milligrams per litre			1.9
Special Frequency 1	01-Jul-20	13-Jul-20	milligrams per litre			2.4
Special Frequency 1	19-Aug-20	27-Aug-20	milligrams per litre			1.6
Special Frequency 1	02-Sep-20	11-Sep-20	milligrams per litre			1.7
Special Frequency 1	no discharge		milligrams per litre			
Special Frequency 1	10-Nov-20	18-Nov-20	milligrams per litre			2.9
Special Frequency 1	no discharge		milligrams per litre			
Special Frequency 1	no discharge		milligrams per litre			
Special Frequency 1	02-Feb-21	11-Feb-21	milligrams per litre			4.3
Special Frequency 1	03-Mar-21	11-Mar-21	milligrams per litre			4.8
Special Frequency 1	07-Apr-21	16-Apr-21	milligrams per litre			3.5
Special Frequency 1	05-May-21	14-May-21	milligrams per litre			5.2



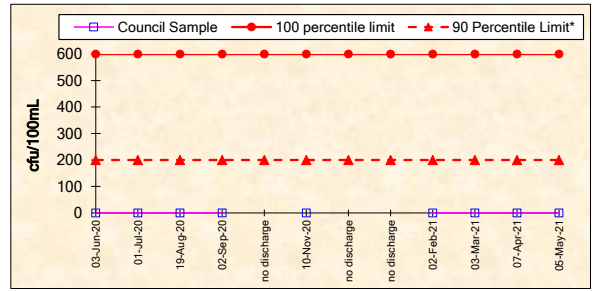
## TOTAL SUSPENDED SOLIDS

Frequency	Date Sample Obtained	Date Result Obtained	Unit Of Measurement	90 Percentile Limit*	100 percentile limit	Council Sample
Special Frequency 1	03-Jun-20	15-Jun-20	milligrams per litre	15	20	2
Special Frequency 1	01-Jul-20	13-Jul-20	milligrams per litre	15	20	2
Special Frequency 1	19-Aug-20	27-Aug-20	milligrams per litre	15	20	<1
Special Frequency 1	02-Sep-20	11-Sep-20	milligrams per litre	15	20	<1
Special Frequency 1	no discharge		milligrams per litre	15	20	
Special Frequency 1	10-Nov-20	18-Nov-20	milligrams per litre	15	20	3
Special Frequency 1	no discharge		milligrams per litre	15	20	
Special Frequency 1	no discharge		milligrams per litre	15	20	
Special Frequency 1	02-Feb-21	11-Feb-21	milligrams per litre	15	20	3
Special Frequency 1	03-Mar-21	11-Mar-21	milligrams per litre	15	20	<1
Special Frequency 1	07-Apr-21	16-Apr-21	milligrams per litre	15	20	2
Special Frequency 1	05-May-21	14-May-21	milligrams per litre	15	20	3



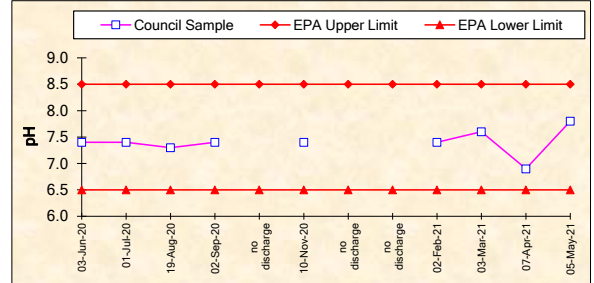
## FAECAL COLIFORMS

Frequency	Date Sample Obtained	Date Result Obtained	Unit Of Measurement	90 Percentile Limit*	100 percentile limit	Council Sample
Special Frequency 1	03-Jun-20	15-Jun-20	colony forming units per 100 millilitres	200	600	<1
Special Frequency 1	01-Jul-20	13-Jul-20	colony forming units per 100 millilitres	200	600	<1
Special Frequency 1	19-Aug-20	27-Aug-20	colony forming units per 100 millilitres	200	600	<1
Special Frequency 1	02-Sep-20	11-Sep-20	colony forming units per 100 millilitres	200	600	<1
Special Frequency 1	no discharge		colony forming units per 100 millilitres	200	600	
Special Frequency 1	10-Nov-20	18-Nov-20	colony forming units per 100 millilitres	200	600	<1
Special Frequency 1	no discharge		colony forming units per 100 millilitres	200	600	
Special Frequency 1	no discharge		colony forming units per 100 millilitres	200	600	
Special Frequency 1	02-Feb-21	11-Feb-21	colony forming units per 100 millilitres	200	600	<1
Special Frequency 1	03-Mar-21	11-Mar-21	colony forming units per 100 millilitres	200	600	<1
Special Frequency 1	07-Apr-21	16-Apr-21	colony forming units per 100 millilitres	200	600	<1
Special Frequency 1	05-May-21	14-May-21	colony forming units per 100 millilitres	200	600	<1



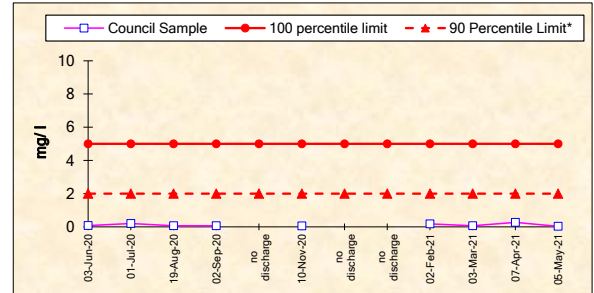
## pH

Frequency	Date Sample Obtained	Date Result Obtained	Unit Of Measurement		100 percentile limit	Council Sample
Special Frequency 1	03-Jun-20	15-Jun-20	pH		6.5-8.5	7.4
Special Frequency 1	01-Jul-20	13-Jul-20	pH		6.5-8.5	7.4
Special Frequency 1	19-Aug-20	27-Aug-20	pH		6.5-8.5	7.3
Special Frequency 1	02-Sep-20	11-Sep-20	pH		6.5-8.5	7.4
Special Frequency 1	no discharge		pH		6.5-8.5	
Special Frequency 1	10-Nov-20	18-Nov-20	pH		6.5-8.5	7.4
Special Frequency 1	no discharge		pH		6.5-8.5	
Special Frequency 1	no discharge		pH		6.5-8.5	
Special Frequency 1	02-Feb-21	11-Feb-21	pH		6.5-8.5	7.4
Special Frequency 1	03-Mar-21	11-Mar-21	pH		6.5-8.5	7.6
Special Frequency 1	07-Apr-21	16-Apr-21	pH		6.5-8.5	6.9
Special Frequency 1	05-May-21	14-May-21	pH		6.5-8.5	7.8



## AMMONIA NITROGEN

Frequency	Date Sample Obtained	Date Result Obtained	Unit Of Measurement	90 Percentile Limit*	100 percentile limit	Council Sample
Special Frequency 1	03-Jun-20	15-Jun-20	milligrams per litre	2	5	0.08
Special Frequency 1	01-Jul-20	13-Jul-20	milligrams per litre	2	5	0.20
Special Frequency 1	19-Aug-20	27-Aug-20	milligrams per litre	2	5	0.07
Special Frequency 1	02-Sep-20	11-Sep-20	milligrams per litre	2	5	0.07
Special Frequency 1	no discharge		milligrams per litre	2	5	
Special Frequency 1	10-Nov-20	18-Nov-20	milligrams per litre	2	5	0.05
Special Frequency 1	no discharge		milligrams per litre	2	5	
Special Frequency 1	no discharge		milligrams per litre	2	5	
Special Frequency 1	02-Feb-21	11-Feb-21	milligrams per litre	2	5	0.18
Special Frequency 1	03-Mar-21	11-Mar-21	milligrams per litre	2	5	0.06
Special Frequency 1	07-Apr-21	16-Apr-21	milligrams per litre	2	5	0.27
Special Frequency 1	05-May-21	14-May-21	milligrams per litre	2	5	0.03



\* Note: 90th percentile limit compliance calculated on an annual basis

non-compliance notes:





## St Georges Basin Wastewater Treatment Plant - Monitoring Summary

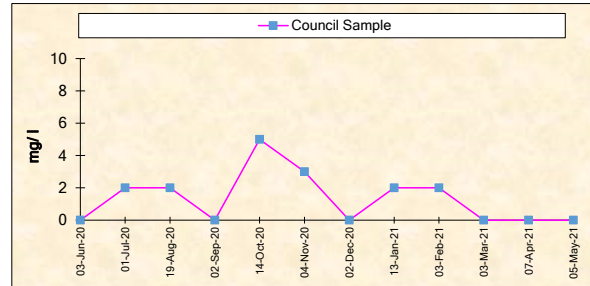
Licensee: Shoalhaven City Council, Shoalhaven Water, PO Box 42 Nowra 2541

Environment Protection Licence No. 2419

EPA ID No. 14

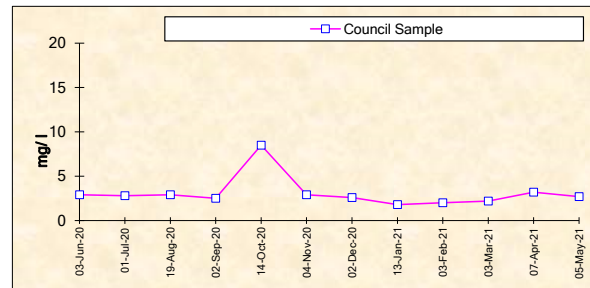
### BOD

Frequency	Date Sample Obtained	Date Result Obtained	Unit Of Measurement	EPA Limit	Council Sample
Monthly	03-Jun-20	15-Jun-20	milligrams per litre	MONITORING	<2
Monthly	01-Jul-20	13-Jul-20	milligrams per litre		2
Monthly	19-Aug-20	27-Aug-20	milligrams per litre		2
Monthly	02-Sep-20	11-Sep-20	milligrams per litre		<2
Monthly	14-Oct-20	23-Oct-20	milligrams per litre		5
Monthly	04-Nov-20	13-Nov-20	milligrams per litre		3
Monthly	02-Dec-20	11-Dec-20	milligrams per litre	CONDITION	<2
Monthly	13-Jan-21	22-Jan-21	milligrams per litre		2
Monthly	03-Feb-21	12-Feb-21	milligrams per litre		2
Monthly	03-Mar-21	11-Mar-21	milligrams per litre		<2
Monthly	07-Apr-21	16-Apr-21	milligrams per litre		<2
Monthly	05-May-21	14-May-21	milligrams per litre		<2



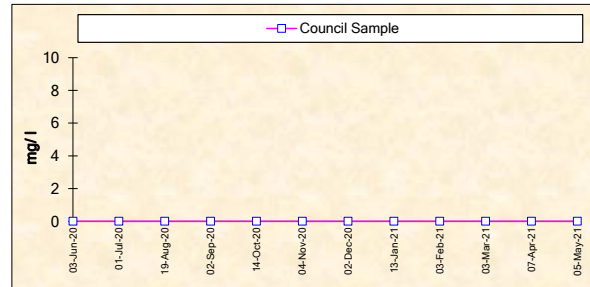
### TOTAL NITROGEN

Frequency	Date Sample Obtained	Date Result Obtained	Unit Of Measurement	EPA Limit	Council Sample
Monthly	03-Jun-20	15-Jun-20	milligrams per litre	MONITORING	2.9
Monthly	01-Jul-20	13-Jul-20	milligrams per litre		2.8
Monthly	19-Aug-20	27-Aug-20	milligrams per litre		2.9
Monthly	02-Sep-20	11-Sep-20	milligrams per litre		2.5
Monthly	14-Oct-20	23-Oct-20	milligrams per litre		8.5
Monthly	04-Nov-20	13-Nov-20	milligrams per litre		2.9
Monthly	02-Dec-20	11-Dec-20	milligrams per litre	CONDITION	2.6
Monthly	13-Jan-21	22-Jan-21	milligrams per litre		1.8
Monthly	03-Feb-21	12-Feb-21	milligrams per litre		2.0
Monthly	03-Mar-21	11-Mar-21	milligrams per litre		2.2
Monthly	07-Apr-21	16-Apr-21	milligrams per litre		3.2
Monthly	05-May-21	14-May-21	milligrams per litre		2.7



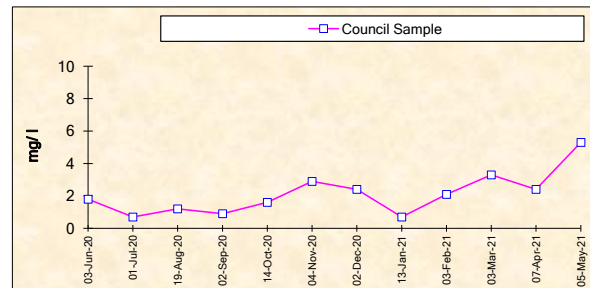
### OIL AND GREASE

Frequency	Date Sample Obtained	Date Result Obtained	Unit Of Measurement	EPA Limit	Council Sample
Monthly	03-Jun-20	15-Jun-20	milligrams per litre	MONITORING	<1
Monthly	01-Jul-20	13-Jul-20	milligrams per litre		<1
Monthly	19-Aug-20	27-Aug-20	milligrams per litre		<1
Monthly	02-Sep-20	11-Sep-20	milligrams per litre		<1
Monthly	14-Oct-20	23-Oct-20	milligrams per litre		<1
Monthly	04-Nov-20	13-Nov-20	milligrams per litre		<1
Monthly	02-Dec-20	11-Dec-20	milligrams per litre	CONDITION	<1
Monthly	13-Jan-21	22-Jan-21	milligrams per litre		<1
Monthly	03-Feb-21	12-Feb-21	milligrams per litre		<1
Monthly	03-Mar-21	11-Mar-21	milligrams per litre		<1
Monthly	07-Apr-21	16-Apr-21	milligrams per litre		<1
Monthly	05-May-21	14-May-21	milligrams per litre		<1



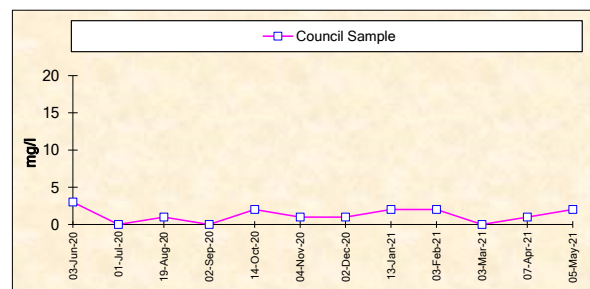
### TOTAL PHOSPHORUS

Frequency	Date Sample Obtained	Date Result Obtained	Unit Of Measurement	EPA Limit	Council Sample
Monthly	03-Jun-20	15-Jun-20	milligrams per litre	MONITORING	1.8
Monthly	01-Jul-20	13-Jul-20	milligrams per litre		0.7
Monthly	19-Aug-20	27-Aug-20	milligrams per litre		1.2
Monthly	02-Sep-20	11-Sep-20	milligrams per litre		0.9
Monthly	14-Oct-20	23-Oct-20	milligrams per litre		1.6
Monthly	04-Nov-20	13-Nov-20	milligrams per litre		2.9
Monthly	02-Dec-20	11-Dec-20	milligrams per litre	CONDITION	2.4
Monthly	13-Jan-21	22-Jan-21	milligrams per litre		0.7
Monthly	03-Feb-21	12-Feb-21	milligrams per litre		2.1
Monthly	03-Mar-21	11-Mar-21	milligrams per litre		3.3
Monthly	07-Apr-21	16-Apr-21	milligrams per litre		2.4
Monthly	05-May-21	14-May-21	milligrams per litre		5.3



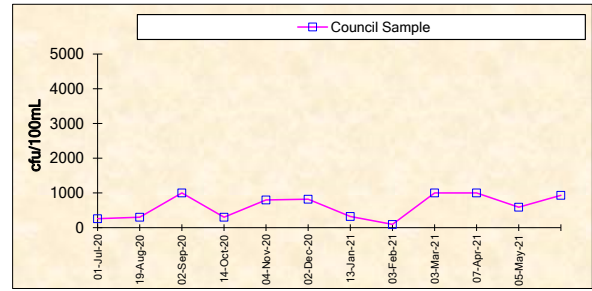
### TOTAL SUSPENDED SOLIDS

Frequency	Date Sample Obtained	Date Result Obtained	Unit Of Measurement	100 percentile limit	Council Sample
Monthly	03-Jun-20	15-Jun-20	milligrams per litre	MONITORING	3
Monthly	01-Jul-20	13-Jul-20	milligrams per litre		<1
Monthly	19-Aug-20	27-Aug-20	milligrams per litre		1
Monthly	02-Sep-20	11-Sep-20	milligrams per litre		<1
Monthly	14-Oct-20	23-Oct-20	milligrams per litre		2
Monthly	04-Nov-20	13-Nov-20	milligrams per litre		1
Monthly	02-Dec-20	11-Dec-20	milligrams per litre	CONDITION	1
Monthly	13-Jan-21	22-Jan-21	milligrams per litre		2
Monthly	03-Feb-21	12-Feb-21	milligrams per litre		2
Monthly	03-Mar-21	11-Mar-21	milligrams per litre		<1
Monthly	07-Apr-21	16-Apr-21	milligrams per litre		1
Monthly	05-May-21	14-May-21	milligrams per litre		2



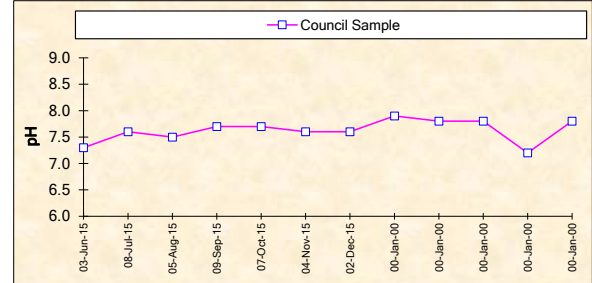
## FAECAL COLIFORMS

Frequency	Date Sample Obtained	Date Result Obtained	Unit Of Measurement	EPA Limit	Council Sample	
Monthly	03-Jun-20	15-Jun-20	colony forming units per 100 millilitres	MONITORING	260	
Monthly	01-Jul-20	13-Jul-20	colony forming units per 100 millilitres		300	
Monthly	19-Aug-20	27-Aug-20	colony forming units per 100 millilitres		1000	
Monthly	02-Sep-20	11-Sep-20	colony forming units per 100 millilitres		300	
Monthly	14-Oct-20	23-Oct-20	colony forming units per 100 millilitres		800	
Monthly	04-Nov-20	13-Nov-20	colony forming units per 100 millilitres		820	
Monthly	02-Dec-20	11-Dec-20	colony forming units per 100 millilitres		CONDITION	320
Monthly	13-Jan-21	22-Jan-21	colony forming units per 100 millilitres			95
Monthly	03-Feb-21	12-Feb-21	colony forming units per 100 millilitres			1000
Monthly	03-Mar-21	11-Mar-21	colony forming units per 100 millilitres			1000
Monthly	07-Apr-21	16-Apr-21	colony forming units per 100 millilitres			590
Monthly	05-May-21	14-May-21	colony forming units per 100 millilitres			930



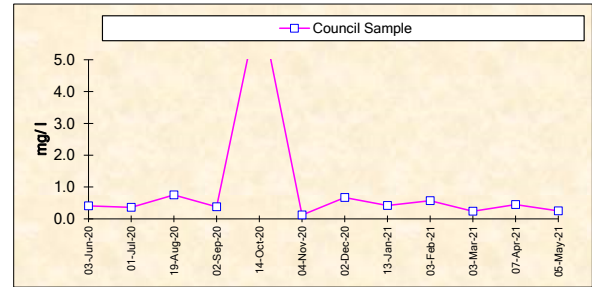
## pH

Frequency	Date Sample Obtained	Date Result Obtained	Unit Of Measurement	EPA Limit	Council Sample
Monthly	03-Jun-20	15-Jun-20	units	MONITORING	7.3
Monthly	01-Jul-20	13-Jul-20	units		7.6
Monthly	19-Aug-20	27-Aug-20	units		7.5
Monthly	02-Sep-20	11-Sep-20	units		7.7
Monthly	14-Oct-20	23-Oct-20	units		7.7
Monthly	04-Nov-20	13-Nov-20	units		7.6
Monthly	02-Dec-20	11-Dec-20	units	CONDITION	7.6
Monthly	13-Jan-21	22-Jan-21	units		7.9
Monthly	03-Feb-21	12-Feb-21	units		7.8
Monthly	03-Mar-21	11-Mar-21	units		7.8
Monthly	07-Apr-21	16-Apr-21	units		7.2
Monthly	05-May-21	14-May-21	units		7.8



## AMMONIA NITROGEN

Frequency	Date Sample Obtained	Date Result Obtained	Unit Of Measurement	EPA Limit	Council Sample
Monthly	03-Jun-20	15-Jun-20	milligrams per litre	MONITORING	0.41
Monthly	01-Jul-20	13-Jul-20	milligrams per litre		0.36
Monthly	19-Aug-20	27-Aug-20	milligrams per litre		0.75
Monthly	02-Sep-20	11-Sep-20	milligrams per litre		0.38
Monthly	14-Oct-20	23-Oct-20	milligrams per litre		6.80
Monthly	04-Nov-20	13-Nov-20	milligrams per litre		0.12
Monthly	02-Dec-20	11-Dec-20	milligrams per litre	CONDITION	0.67
Monthly	13-Jan-21	22-Jan-21	milligrams per litre		0.42
Monthly	03-Feb-21	12-Feb-21	milligrams per litre		0.57
Monthly	03-Mar-21	11-Mar-21	milligrams per litre		0.24
Monthly	07-Apr-21	16-Apr-21	milligrams per litre		0.45
Monthly	05-May-21	14-May-21	milligrams per litre		0.25





## Vincentia Wastewater Treatment Plant - Monitoring Summary

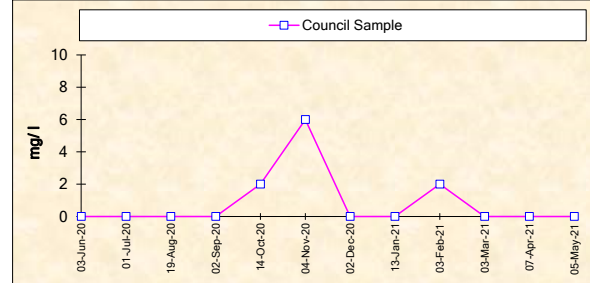
Licensee: Shoalhaven City Council, Shoalhaven Water, PO Box 42 Nowra 2541

Environment Protection Licence No. 2419

EPA ID No. 15

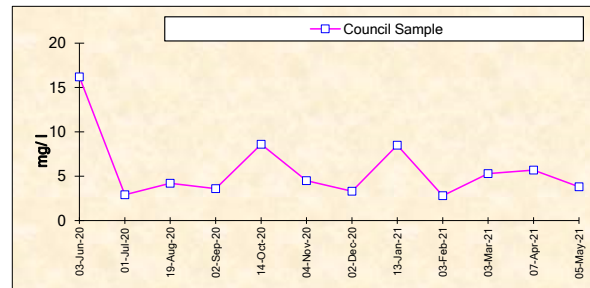
### BOD

Frequency	Date Sample Obtained	Date Result Obtained	Unit Of Measurement	EPA Limit	Council Sample
Monthly	03-Jun-20	15-Jun-20	milligrams per litre	MONITORING	<2
Monthly	01-Jul-20	13-Jul-20	milligrams per litre		<2
Monthly	19-Aug-20	27-Aug-20	milligrams per litre		<2
Monthly	02-Sep-20	11-Sep-20	milligrams per litre		<2
Monthly	14-Oct-20	23-Oct-20	milligrams per litre		2
Monthly	04-Nov-20	13-Nov-20	milligrams per litre		6
Monthly	02-Dec-20	11-Dec-20	milligrams per litre	CONDITION	<2
Monthly	13-Jan-21	22-Jan-21	milligrams per litre		<2
Monthly	03-Feb-21	12-Feb-21	milligrams per litre		2
Monthly	03-Mar-21	11-Mar-21	milligrams per litre		<2
Monthly	07-Apr-21	16-Apr-21	milligrams per litre		<2
Monthly	05-May-21	14-May-21	milligrams per litre		<2



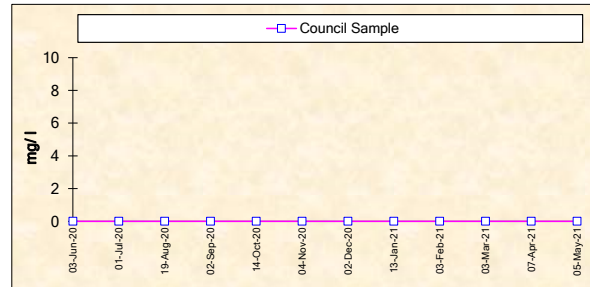
### TOTAL NITROGEN

Frequency	Date Sample Obtained	Date Result Obtained	Unit Of Measurement	EPA Limit	Council Sample
Monthly	03-Jun-20	15-Jun-20	milligrams per litre	MONITORING	16.2
Monthly	01-Jul-20	13-Jul-20	milligrams per litre		2.9
Monthly	19-Aug-20	27-Aug-20	milligrams per litre		4.2
Monthly	02-Sep-20	11-Sep-20	milligrams per litre		3.6
Monthly	14-Oct-20	23-Oct-20	milligrams per litre		8.6
Monthly	04-Nov-20	13-Nov-20	milligrams per litre		4.5
Monthly	02-Dec-20	11-Dec-20	milligrams per litre	CONDITION	3.3
Monthly	13-Jan-21	22-Jan-21	milligrams per litre		8.5
Monthly	03-Feb-21	12-Feb-21	milligrams per litre		2.8
Monthly	03-Mar-21	11-Mar-21	milligrams per litre		5.3
Monthly	07-Apr-21	16-Apr-21	milligrams per litre		5.7
Monthly	05-May-21	14-May-21	milligrams per litre		3.8



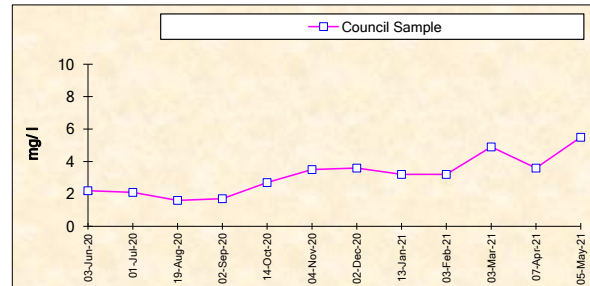
### OIL AND GREASE

Frequency	Date Sample Obtained	Date Result Obtained	Unit Of Measurement	EPA Limit	Council Sample
Monthly	03-Jun-20	15-Jun-20	milligrams per litre	MONITORING	<1
Monthly	01-Jul-20	13-Jul-20	milligrams per litre		<1
Monthly	19-Aug-20	27-Aug-20	milligrams per litre		<1
Monthly	02-Sep-20	11-Sep-20	milligrams per litre		<1
Monthly	14-Oct-20	23-Oct-20	milligrams per litre		<1
Monthly	04-Nov-20	13-Nov-20	milligrams per litre		<1
Monthly	02-Dec-20	11-Dec-20	milligrams per litre	CONDITION	<1
Monthly	13-Jan-21	22-Jan-21	milligrams per litre		<1
Monthly	03-Feb-21	12-Feb-21	milligrams per litre		<1
Monthly	03-Mar-21	11-Mar-21	milligrams per litre		<1
Monthly	07-Apr-21	16-Apr-21	milligrams per litre		<1
Monthly	05-May-21	14-May-21	milligrams per litre		<1



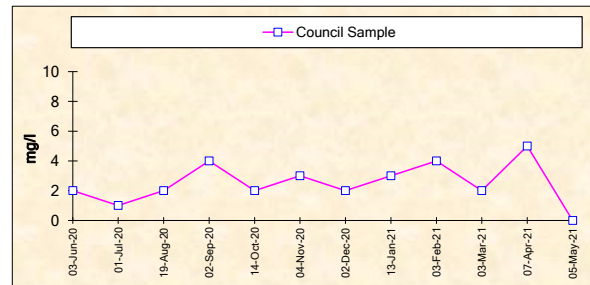
### TOTAL PHOSPHORUS

Frequency	Date Sample Obtained	Date Result Obtained	Unit Of Measurement	EPA Limit	Council Sample
Monthly	03-Jun-20	15-Jun-20	milligrams per litre	MONITORING	2.2
Monthly	01-Jul-20	13-Jul-20	milligrams per litre		2.1
Monthly	19-Aug-20	27-Aug-20	milligrams per litre		1.6
Monthly	02-Sep-20	11-Sep-20	milligrams per litre		1.7
Monthly	14-Oct-20	23-Oct-20	milligrams per litre		2.7
Monthly	04-Nov-20	13-Nov-20	milligrams per litre		3.5
Monthly	02-Dec-20	11-Dec-20	milligrams per litre	CONDITION	3.6
Monthly	13-Jan-21	22-Jan-21	milligrams per litre		3.2
Monthly	03-Feb-21	12-Feb-21	milligrams per litre		3.2
Monthly	03-Mar-21	11-Mar-21	milligrams per litre		4.9
Monthly	07-Apr-21	16-Apr-21	milligrams per litre		3.6
Monthly	05-May-21	14-May-21	milligrams per litre		5.5



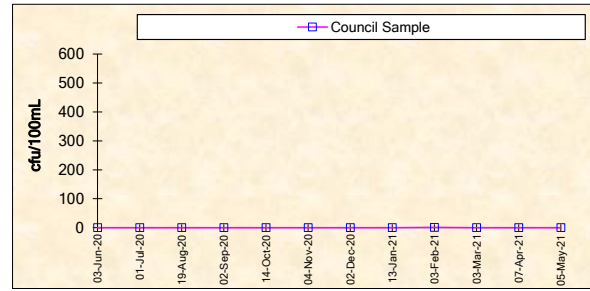
### TOTAL SUSPENDED SOLIDS

Frequency	Date Sample Obtained	Date Result Obtained	Unit Of Measurement	EPA Limit	Council Sample
Monthly	03-Jun-20	15-Jun-20	milligrams per litre	MONITORING	2
Monthly	01-Jul-20	13-Jul-20	milligrams per litre		1
Monthly	19-Aug-20	27-Aug-20	milligrams per litre		2
Monthly	02-Sep-20	11-Sep-20	milligrams per litre		4
Monthly	14-Oct-20	23-Oct-20	milligrams per litre		2
Monthly	04-Nov-20	13-Nov-20	milligrams per litre		3
Monthly	02-Dec-20	11-Dec-20	milligrams per litre	CONDITION	2
Monthly	13-Jan-21	22-Jan-21	milligrams per litre		3
Monthly	03-Feb-21	12-Feb-21	milligrams per litre		4
Monthly	03-Mar-21	11-Mar-21	milligrams per litre		2
Monthly	07-Apr-21	16-Apr-21	milligrams per litre		5
Monthly	05-May-21	14-May-21	milligrams per litre		<1



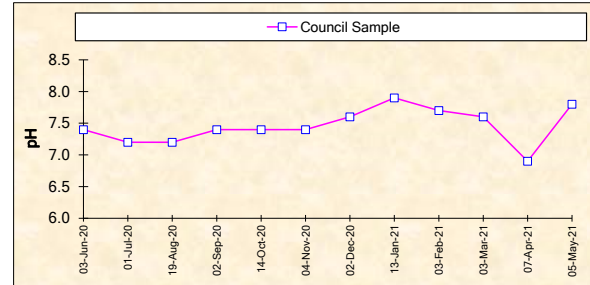
### FAECAL COLIFORMS

Frequency	Date Sample Obtained	Date Result Obtained	Unit Of Measurement	EPA Limit	Council Sample	
Monthly	03-Jun-20	15-Jun-20	colony forming units per 100 millilitres	MONITORING	<1	
Monthly	01-Jul-20	13-Jul-20	colony forming units per 100 millilitres		<1	
Monthly	19-Aug-20	27-Aug-20	colony forming units per 100 millilitres		<1	
Monthly	02-Sep-20	11-Sep-20	colony forming units per 100 millilitres		<1	
Monthly	14-Oct-20	23-Oct-20	colony forming units per 100 millilitres		<1	
Monthly	04-Nov-20	13-Nov-20	colony forming units per 100 millilitres		<1	
Monthly	02-Dec-20	11-Dec-20	colony forming units per 100 millilitres		CONDITION	<1
Monthly	13-Jan-21	22-Jan-21	colony forming units per 100 millilitres			<1
Monthly	03-Feb-21	12-Feb-21	colony forming units per 100 millilitres			1
Monthly	03-Mar-21	11-Mar-21	colony forming units per 100 millilitres			<1
Monthly	07-Apr-21	16-Apr-21	colony forming units per 100 millilitres	<1		
Monthly	05-May-21	14-May-21	colony forming units per 100 millilitres	<1		



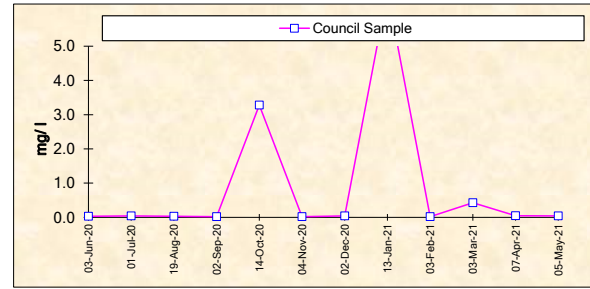
### pH

Frequency	Date Sample Obtained	Date Result Obtained	Unit Of Measurement	EPA Limit	Council Sample
Monthly	03-Jun-20	15-Jun-20	units	MONITORING	7.4
Monthly	01-Jul-20	13-Jul-20	units		7.2
Monthly	19-Aug-20	27-Aug-20	units		7.2
Monthly	02-Sep-20	11-Sep-20	units		7.4
Monthly	14-Oct-20	23-Oct-20	units		7.4
Monthly	04-Nov-20	13-Nov-20	units	CONDITION	7.4
Monthly	02-Dec-20	11-Dec-20	units		7.6
Monthly	13-Jan-21	22-Jan-21	units		7.9
Monthly	03-Feb-21	12-Feb-21	units		7.7
Monthly	03-Mar-21	11-Mar-21	units		7.6
Monthly	07-Apr-21	16-Apr-21	units	6.9	
Monthly	05-May-21	14-May-21	units	7.8	



### AMMONIA NITROGEN

Frequency	Date Sample Obtained	Date Result Obtained	Unit Of Measurement	EPA Limit	Council Sample
Monthly	03-Jun-20	15-Jun-20	milligrams per litre	MONITORING	0.03
Monthly	01-Jul-20	13-Jul-20	milligrams per litre		0.04
Monthly	19-Aug-20	27-Aug-20	milligrams per litre		0.03
Monthly	02-Sep-20	11-Sep-20	milligrams per litre		0.02
Monthly	14-Oct-20	23-Oct-20	milligrams per litre		3.28
Monthly	04-Nov-20	13-Nov-20	milligrams per litre	CONDITION	0.02
Monthly	02-Dec-20	11-Dec-20	milligrams per litre		0.04
Monthly	13-Jan-21	22-Jan-21	milligrams per litre		6.59
Monthly	03-Feb-21	12-Feb-21	milligrams per litre		0.02
Monthly	03-Mar-21	11-Mar-21	milligrams per litre		0.43
Monthly	07-Apr-21	16-Apr-21	milligrams per litre	0.05	
Monthly	05-May-21	14-May-21	milligrams per litre	0.04	





### Culburra Wastewater Treatment Plant - Monitoring Summary

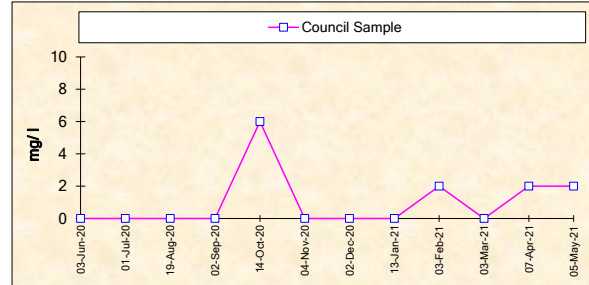
Licensee: Shoalhaven City Council, Shoalhaven Water, PO Box 42 Nowra 2541

Environment Protection Licence No. 2419

EPA ID No. 16

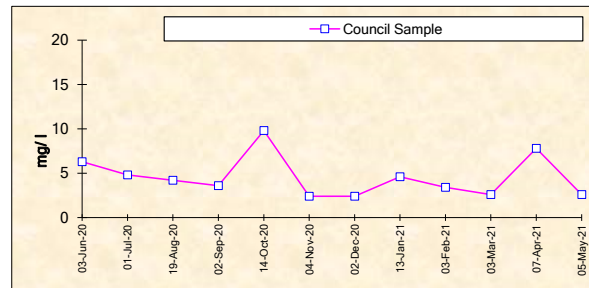
#### BOD

Frequency	Date Sample Obtained	Date Result Obtained	Unit Of Measurement	EPA Limit	Council Sample
Monthly	03-Jun-20	15-Jun-20	milligrams per litre	MONITORING	<2
Monthly	01-Jul-20	13-Jul-20	milligrams per litre		<2
Monthly	19-Aug-20	27-Aug-20	milligrams per litre		<2
Monthly	02-Sep-20	11-Sep-20	milligrams per litre		<2
Monthly	14-Oct-20	23-Oct-20	milligrams per litre		6
Monthly	04-Nov-20	13-Nov-20	milligrams per litre	CONDITION	<2
Monthly	02-Dec-20	11-Dec-20	milligrams per litre		<2
Monthly	13-Jan-21	22-Jan-21	milligrams per litre		<2
Monthly	03-Feb-21	12-Feb-21	milligrams per litre		2
Monthly	03-Mar-21	11-Mar-21	milligrams per litre		<2
Monthly	07-Apr-21	16-Apr-21	milligrams per litre	2	
Monthly	05-May-21	14-May-21	milligrams per litre	2	



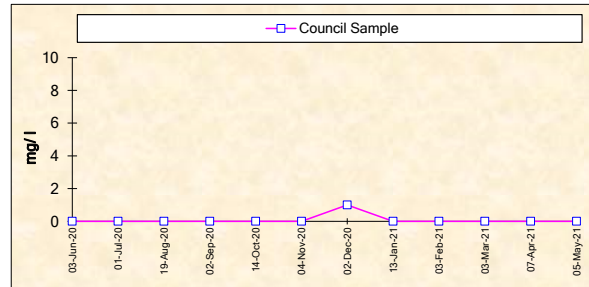
#### TOTAL NITROGEN

Frequency	Date Sample Obtained	Date Result Obtained	Unit Of Measurement	EPA Limit	Council Sample
Monthly	03-Jun-20	15-Jun-20	milligrams per litre	MONITORING	6.3
Monthly	01-Jul-20	13-Jul-20	milligrams per litre		4.8
Monthly	19-Aug-20	27-Aug-20	milligrams per litre		4.2
Monthly	02-Sep-20	11-Sep-20	milligrams per litre		3.6
Monthly	14-Oct-20	23-Oct-20	milligrams per litre		9.8
Monthly	04-Nov-20	13-Nov-20	milligrams per litre	CONDITION	2.4
Monthly	02-Dec-20	11-Dec-20	milligrams per litre		2.4
Monthly	13-Jan-21	22-Jan-21	milligrams per litre		4.6
Monthly	03-Feb-21	12-Feb-21	milligrams per litre		3.4
Monthly	03-Mar-21	11-Mar-21	milligrams per litre		2.6
Monthly	07-Apr-21	16-Apr-21	milligrams per litre	7.8	
Monthly	05-May-21	14-May-21	milligrams per litre	2.6	



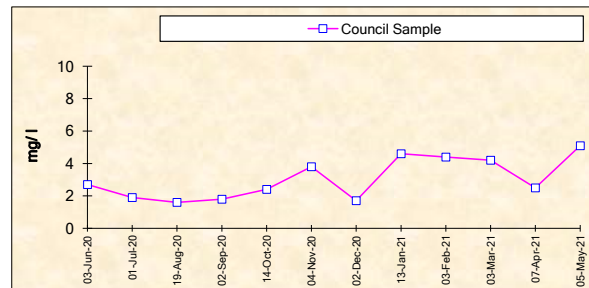
#### OIL AND GREASE

Frequency	Date Sample Obtained	Date Result Obtained	Unit Of Measurement	EPA Limit	Council Sample
Monthly	03-Jun-20	15-Jun-20	milligrams per litre	MONITORING	<1
Monthly	01-Jul-20	13-Jul-20	milligrams per litre		<1
Monthly	19-Aug-20	27-Aug-20	milligrams per litre		<1
Monthly	02-Sep-20	11-Sep-20	milligrams per litre		<1
Monthly	14-Oct-20	23-Oct-20	milligrams per litre		<1
Monthly	04-Nov-20	13-Nov-20	milligrams per litre	CONDITION	<1
Monthly	02-Dec-20	11-Dec-20	milligrams per litre		1
Monthly	13-Jan-21	22-Jan-21	milligrams per litre		<1
Monthly	03-Feb-21	12-Feb-21	milligrams per litre		<1
Monthly	03-Mar-21	11-Mar-21	milligrams per litre		<1
Monthly	07-Apr-21	16-Apr-21	milligrams per litre	<1	
Monthly	05-May-21	14-May-21	milligrams per litre	<1	



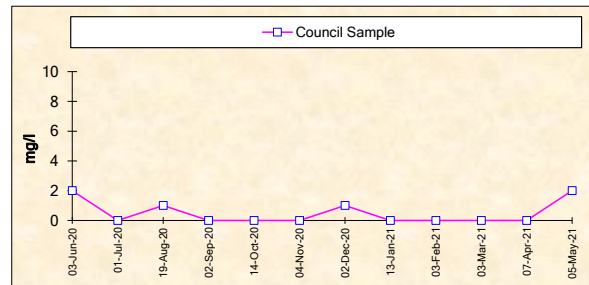
#### TOTAL PHOSPHORUS

Frequency	Date Sample Obtained	Date Result Obtained	Unit Of Measurement	EPA Limit	Council Sample
Monthly	03-Jun-20	15-Jun-20	milligrams per litre	MONITORING	2.7
Monthly	01-Jul-20	13-Jul-20	milligrams per litre		1.9
Monthly	19-Aug-20	27-Aug-20	milligrams per litre		1.6
Monthly	02-Sep-20	11-Sep-20	milligrams per litre		1.8
Monthly	14-Oct-20	23-Oct-20	milligrams per litre		2.4
Monthly	04-Nov-20	13-Nov-20	milligrams per litre	CONDITION	3.8
Monthly	02-Dec-20	11-Dec-20	milligrams per litre		1.7
Monthly	13-Jan-21	22-Jan-21	milligrams per litre		4.6
Monthly	03-Feb-21	12-Feb-21	milligrams per litre		4.4
Monthly	03-Mar-21	11-Mar-21	milligrams per litre		4.2
Monthly	07-Apr-21	16-Apr-21	milligrams per litre	2.5	
Monthly	05-May-21	14-May-21	milligrams per litre	5.1	



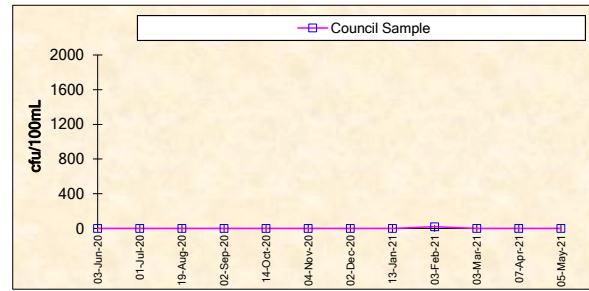
#### TOTAL SUSPENDED SOLIDS

Frequency	Date Sample Obtained	Date Result Obtained	Unit Of Measurement	EPA Limit	Council Sample
Monthly	03-Jun-20	15-Jun-20	milligrams per litre	MONITORING	2
Monthly	01-Jul-20	13-Jul-20	milligrams per litre		<1
Monthly	19-Aug-20	27-Aug-20	milligrams per litre		1
Monthly	02-Sep-20	11-Sep-20	milligrams per litre		<1
Monthly	14-Oct-20	23-Oct-20	milligrams per litre		<1
Monthly	04-Nov-20	13-Nov-20	milligrams per litre	CONDITION	<1
Monthly	02-Dec-20	11-Dec-20	milligrams per litre		1
Monthly	13-Jan-21	22-Jan-21	milligrams per litre		<1
Monthly	03-Feb-21	12-Feb-21	milligrams per litre		<1
Monthly	03-Mar-21	11-Mar-21	milligrams per litre		<1
Monthly	07-Apr-21	16-Apr-21	milligrams per litre	<1	
Monthly	05-May-21	14-May-21	milligrams per litre	2	



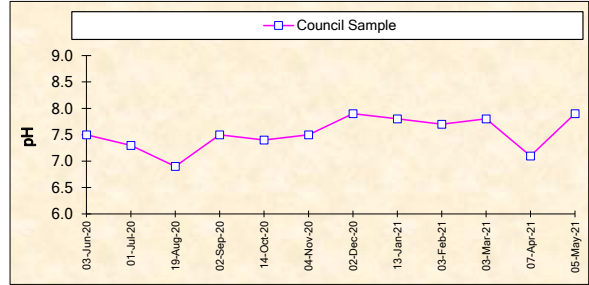
### FAECAL COLIFORMS

Frequency	Date Sample Obtained	Date Result Obtained	Unit Of Measurement	EPA Limit	Council Sample	
Monthly	03-Jun-20	15-Jun-20	colony forming units per 100 millilitres	MONITORING	<1	
Monthly	01-Jul-20	13-Jul-20	colony forming units per 100 millilitres		<1	
Monthly	19-Aug-20	27-Aug-20	colony forming units per 100 millilitres		<1	
Monthly	02-Sep-20	11-Sep-20	colony forming units per 100 millilitres		<1	
Monthly	14-Oct-20	23-Oct-20	colony forming units per 100 millilitres		<1	
Monthly	04-Nov-20	13-Nov-20	colony forming units per 100 millilitres		<1	
Monthly	02-Dec-20	11-Dec-20	colony forming units per 100 millilitres		CONDITION	<1
Monthly	13-Jan-21	22-Jan-21	colony forming units per 100 millilitres			<1
Monthly	03-Feb-21	12-Feb-21	colony forming units per 100 millilitres			20
Monthly	03-Mar-21	11-Mar-21	colony forming units per 100 millilitres			<1
Monthly	07-Apr-21	16-Apr-21	colony forming units per 100 millilitres	<1		
Monthly	05-May-21	14-May-21	colony forming units per 100 millilitres	<1		



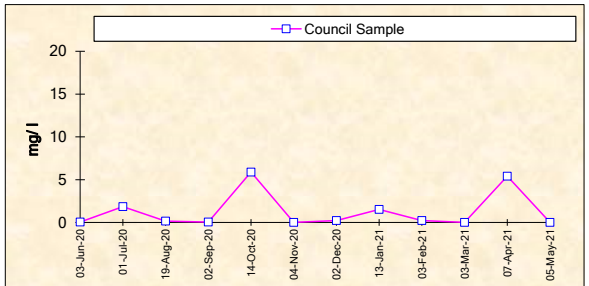
### pH

Frequency	Date Sample Obtained	Date Result Obtained	Unit Of Measurement	EPA Limit	Council Sample
Monthly	03-Jun-20	15-Jun-20	units	MONITORING	7.5
Monthly	01-Jul-20	13-Jul-20	units		7.3
Monthly	19-Aug-20	27-Aug-20	units		6.9
Monthly	02-Sep-20	11-Sep-20	units		7.5
Monthly	14-Oct-20	23-Oct-20	units		7.4
Monthly	04-Nov-20	13-Nov-20	units	CONDITION	7.5
Monthly	02-Dec-20	11-Dec-20	units		7.9
Monthly	13-Jan-21	22-Jan-21	units		7.8
Monthly	03-Feb-21	12-Feb-21	units		7.7
Monthly	03-Mar-21	11-Mar-21	units		7.8
Monthly	07-Apr-21	16-Apr-21	units	7.1	
Monthly	05-May-21	14-May-21	units	7.9	



### AMMONIA NITROGEN

Frequency	Date Sample Obtained	Date Result Obtained	Unit Of Measurement	EPA Limit	Council Sample
Monthly	03-Jun-20	15-Jun-20	milligrams per litre	MONITORING	0.04
Monthly	01-Jul-20	13-Jul-20	milligrams per litre		1.84
Monthly	19-Aug-20	27-Aug-20	milligrams per litre		0.16
Monthly	02-Sep-20	11-Sep-20	milligrams per litre		0.04
Monthly	14-Oct-20	23-Oct-20	milligrams per litre		5.89
Monthly	04-Nov-20	13-Nov-20	milligrams per litre	CONDITION	0.01
Monthly	02-Dec-20	11-Dec-20	milligrams per litre		0.21
Monthly	13-Jan-21	22-Jan-21	milligrams per litre		1.52
Monthly	03-Feb-21	12-Feb-21	milligrams per litre		0.21
Monthly	03-Mar-21	11-Mar-21	milligrams per litre		0.01
Monthly	07-Apr-21	16-Apr-21	milligrams per litre	5.40	
Monthly	05-May-21	14-May-21	milligrams per litre	0.01	



## Callala Wastewater Treatment Plant - Monitoring Summary

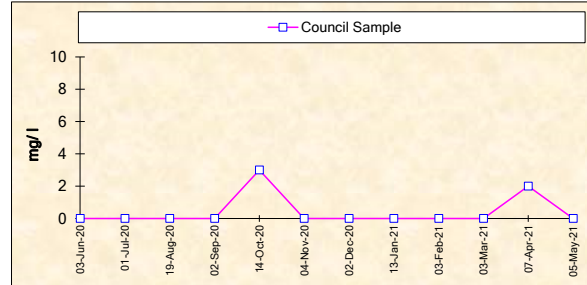
Licensee: Shoalhaven City Council, Shoalhaven Water, PO Box 42 Nowra 2541

Environment Protection Licence No. 2419

EPA ID No. 17

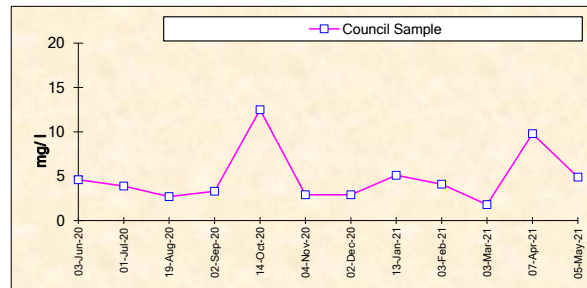
### BOD

Frequency	Date Sample Obtained	Date Result Obtained	Unit Of Measurement	EPA Limit	Council Sample	
Monthly	03-Jun-20	15-Jun-20	milligrams per litre	MONITORING	<2	
Monthly	01-Jul-20	13-Jul-20	milligrams per litre		<2	
Monthly	19-Aug-20	27-Aug-20	milligrams per litre		<2	
Monthly	02-Sep-20	11-Sep-20	milligrams per litre		<2	
Monthly	14-Oct-20	23-Oct-20	milligrams per litre		3	
Monthly	04-Nov-20	13-Nov-20	milligrams per litre		<2	
Monthly	02-Dec-20	11-Dec-20	milligrams per litre		CONDITIONS	<2
Monthly	13-Jan-21	22-Jan-21	milligrams per litre			<2
Monthly	03-Feb-21	12-Feb-21	milligrams per litre			<2
Monthly	03-Mar-21	11-Mar-21	milligrams per litre			<2
Monthly	07-Apr-21	16-Apr-21	milligrams per litre			2
Monthly	05-May-21	14-May-21	milligrams per litre			<2



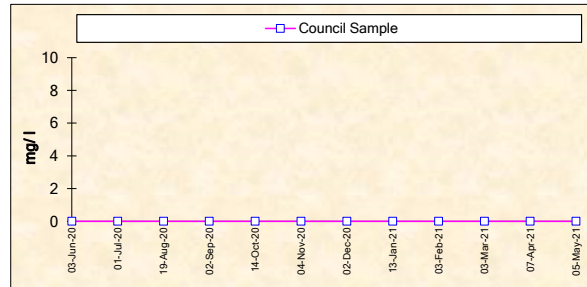
### TOTAL NITROGEN

Frequency	Date Sample Obtained	Date Result Obtained	Unit Of Measurement	EPA Limit	Council Sample	
Monthly	03-Jun-20	15-Jun-20	milligrams per litre	MONITORING	4.6	
Monthly	01-Jul-20	13-Jul-20	milligrams per litre		3.9	
Monthly	19-Aug-20	27-Aug-20	milligrams per litre		2.7	
Monthly	02-Sep-20	11-Sep-20	milligrams per litre		3.3	
Monthly	14-Oct-20	23-Oct-20	milligrams per litre		12.5	
Monthly	04-Nov-20	13-Nov-20	milligrams per litre		2.9	
Monthly	02-Dec-20	11-Dec-20	milligrams per litre		CONDITIONS	2.9
Monthly	13-Jan-21	22-Jan-21	milligrams per litre			5.1
Monthly	03-Feb-21	12-Feb-21	milligrams per litre			4.1
Monthly	03-Mar-21	11-Mar-21	milligrams per litre			1.8
Monthly	07-Apr-21	16-Apr-21	milligrams per litre			9.8
Monthly	05-May-21	14-May-21	milligrams per litre			4.9



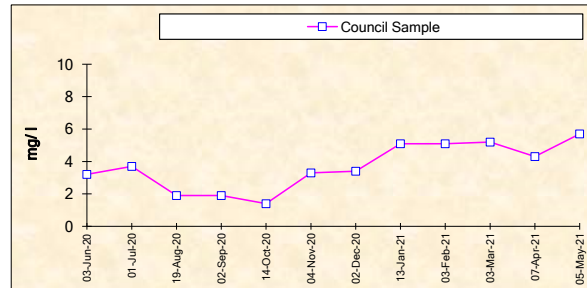
### OIL AND GREASE

Frequency	Date Sample Obtained	Date Result Obtained	Unit Of Measurement	EPA Limit	Council Sample	
Monthly	03-Jun-20	15-Jun-20	milligrams per litre	MONITORING	<1	
Monthly	01-Jul-20	13-Jul-20	milligrams per litre		<1	
Monthly	19-Aug-20	27-Aug-20	milligrams per litre		<1	
Monthly	02-Sep-20	11-Sep-20	milligrams per litre		<1	
Monthly	14-Oct-20	23-Oct-20	milligrams per litre		<1	
Monthly	04-Nov-20	13-Nov-20	milligrams per litre		<1	
Monthly	02-Dec-20	11-Dec-20	milligrams per litre		CONDITIONS	<1
Monthly	13-Jan-21	22-Jan-21	milligrams per litre			<1
Monthly	03-Feb-21	12-Feb-21	milligrams per litre			<1
Monthly	03-Mar-21	11-Mar-21	milligrams per litre			<1
Monthly	07-Apr-21	16-Apr-21	milligrams per litre			<1
Monthly	05-May-21	14-May-21	milligrams per litre			<1



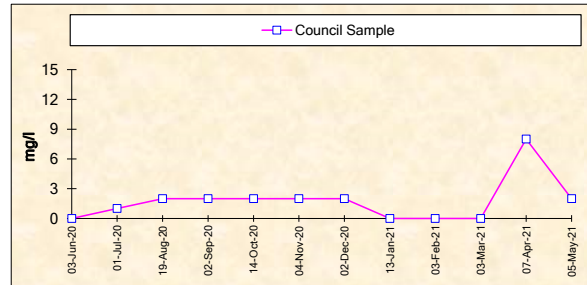
### TOTAL PHOSPHORUS

Frequency	Date Sample Obtained	Date Result Obtained	Unit Of Measurement	EPA Limit	Council Sample	
Monthly	03-Jun-20	15-Jun-20	milligrams per litre	MONITORING	3.2	
Monthly	01-Jul-20	13-Jul-20	milligrams per litre		3.7	
Monthly	19-Aug-20	27-Aug-20	milligrams per litre		1.9	
Monthly	02-Sep-20	11-Sep-20	milligrams per litre		1.9	
Monthly	14-Oct-20	23-Oct-20	milligrams per litre		1.4	
Monthly	04-Nov-20	13-Nov-20	milligrams per litre		3.3	
Monthly	02-Dec-20	11-Dec-20	milligrams per litre		CONDITIONS	3.4
Monthly	13-Jan-21	22-Jan-21	milligrams per litre			5.1
Monthly	03-Feb-21	12-Feb-21	milligrams per litre			5.1
Monthly	03-Mar-21	11-Mar-21	milligrams per litre			5.2
Monthly	07-Apr-21	16-Apr-21	milligrams per litre			4.3
Monthly	05-May-21	14-May-21	milligrams per litre			5.7




### TOTAL SUSPENDED SOLIDS

Frequency	Date Sample Obtained	Date Result Obtained	Unit Of Measurement	EPA Limit	Council Sample	
Monthly	03-Jun-20	15-Jun-20	milligrams per litre	MONITORING	<1	
Monthly	01-Jul-20	13-Jul-20	milligrams per litre		1	
Monthly	19-Aug-20	27-Aug-20	milligrams per litre		2	
Monthly	02-Sep-20	11-Sep-20	milligrams per litre		2	
Monthly	14-Oct-20	23-Oct-20	milligrams per litre		2	
Monthly	04-Nov-20	13-Nov-20	milligrams per litre		2	
Monthly	02-Dec-20	11-Dec-20	milligrams per litre		CONDITIONS	2
Monthly	13-Jan-21	22-Jan-21	milligrams per litre			<1
Monthly	03-Feb-21	12-Feb-21	milligrams per litre			<1
Monthly	03-Mar-21	11-Mar-21	milligrams per litre			<1
Monthly	07-Apr-21	16-Apr-21	milligrams per litre			8
Monthly	05-May-21	14-May-21	milligrams per litre			2



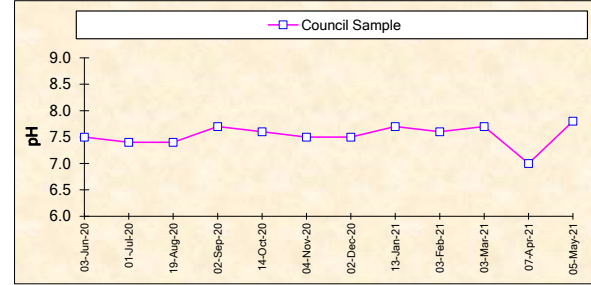
### FAECAL COLIFORMS

Frequency	Date Sample Obtained	Date Result Obtained	Unit Of Measurement	EPA Limit	Council Sample	
Monthly	03-Jun-20	15-Jun-20	colony forming units per 100 millilitres	MONITORING	<1	
Monthly	01-Jul-20	13-Jul-20	colony forming units per 100 millilitres		<1	
Monthly	19-Aug-20	27-Aug-20	colony forming units per 100 millilitres		<1	
Monthly	02-Sep-20	11-Sep-20	colony forming units per 100 millilitres		<1	
Monthly	14-Oct-20	23-Oct-20	colony forming units per 100 millilitres		<1	
Monthly	04-Nov-20	13-Nov-20	colony forming units per 100 millilitres		<1	
Monthly	02-Dec-20	11-Dec-20	colony forming units per 100 millilitres		CONDITIONS	<1
Monthly	13-Jan-21	22-Jan-21	colony forming units per 100 millilitres			<1
Monthly	03-Feb-21	12-Feb-21	colony forming units per 100 millilitres			<1
Monthly	03-Mar-21	11-Mar-21	colony forming units per 100 millilitres			<1
Monthly	07-Apr-21	16-Apr-21	colony forming units per 100 millilitres	3		
Monthly	05-May-21	14-May-21	colony forming units per 100 millilitres	<1		



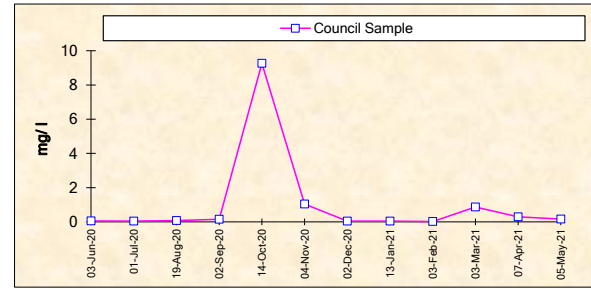
### pH

Frequency	Date Sample Obtained	Date Result Obtained	Unit Of Measurement	EPA Limit	Council Sample
Monthly	03-Jun-20	15-Jun-20	pH	MONITORING	7.5
Monthly	01-Jul-20	13-Jul-20	pH		7.4
Monthly	19-Aug-20	27-Aug-20	pH		7.4
Monthly	02-Sep-20	11-Sep-20	pH		7.7
Monthly	14-Oct-20	23-Oct-20	pH		7.6
Monthly	04-Nov-20	13-Nov-20	pH	CONDITIONS	7.5
Monthly	02-Dec-20	11-Dec-20	pH		7.5
Monthly	13-Jan-21	22-Jan-21	pH		7.7
Monthly	03-Feb-21	12-Feb-21	pH		7.6
Monthly	03-Mar-21	11-Mar-21	pH		7.7
Monthly	07-Apr-21	16-Apr-21	pH	7.0	
Monthly	05-May-21	14-May-21	pH	7.8	



### AMMONIA NITROGEN

Frequency	Date Sample Obtained	Date Result Obtained	Unit Of Measurement	EPA Limit	Council Sample
Monthly	03-Jun-20	15-Jun-20	milligrams per litre	MONITORING	0.05
Monthly	01-Jul-20	13-Jul-20	milligrams per litre		0.04
Monthly	19-Aug-20	27-Aug-20	milligrams per litre		0.08
Monthly	02-Sep-20	11-Sep-20	milligrams per litre		0.15
Monthly	14-Oct-20	23-Oct-20	milligrams per litre		9.26
Monthly	04-Nov-20	13-Nov-20	milligrams per litre	CONDITIONS	1.04
Monthly	02-Dec-20	11-Dec-20	milligrams per litre		0.04
Monthly	13-Jan-21	22-Jan-21	milligrams per litre		0.04
Monthly	03-Feb-21	12-Feb-21	milligrams per litre		0.02
Monthly	03-Mar-21	11-Mar-21	milligrams per litre		0.87
Monthly	07-Apr-21	16-Apr-21	milligrams per litre	0.29	
Monthly	05-May-21	14-May-21	milligrams per litre	0.16	



## REMS Supply to Farms - Monitoring Summary

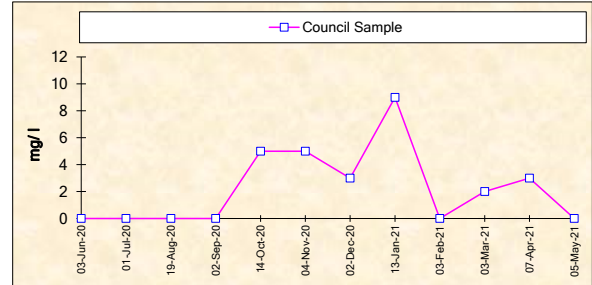
Licensee: Shoalhaven City Council, Shoalhaven Water, PO Box 42 Nowra 2541

Environment Protection Licence No. 2419

EPA ID No. 24

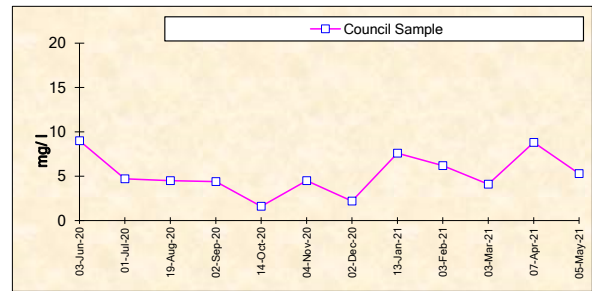
### BOD

Frequency	Date Sample Obtained	Date Result Obtained	Unit Of Measurement	EPA Limit	Council Sample
Monthly	03-Jun-20	15-Jun-20	milligrams per litre	MONITORING	<2
Monthly	01-Jul-20	13-Jul-20	milligrams per litre		<2
Monthly	19-Aug-20	27-Aug-20	milligrams per litre		<2
Monthly	02-Sep-20	11-Sep-20	milligrams per litre		<2
Monthly	14-Oct-20	23-Oct-20	milligrams per litre		5
Monthly	04-Nov-20	13-Nov-20	milligrams per litre		5
Monthly	02-Dec-20	11-Dec-20	milligrams per litre	CONDITION	3
Monthly	13-Jan-21	22-Jan-21	milligrams per litre		9
Monthly	03-Feb-21	12-Feb-21	milligrams per litre		<2
Monthly	03-Mar-21	11-Mar-21	milligrams per litre		2
Monthly	07-Apr-21	16-Apr-21	milligrams per litre		3
Monthly	05-May-21	14-May-21	milligrams per litre		<2



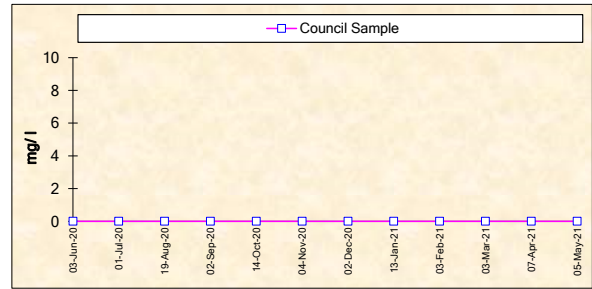
### TOTAL NITROGEN

Frequency	Date Sample Obtained	Date Result Obtained	Unit Of Measurement	EPA Limit	Council Sample
Monthly	03-Jun-20	15-Jun-20	milligrams per litre	MONITORING	9.0
Monthly	01-Jul-20	13-Jul-20	milligrams per litre		4.7
Monthly	19-Aug-20	27-Aug-20	milligrams per litre		4.5
Monthly	02-Sep-20	11-Sep-20	milligrams per litre		4.4
Monthly	14-Oct-20	23-Oct-20	milligrams per litre		1.6
Monthly	04-Nov-20	13-Nov-20	milligrams per litre		4.5
Monthly	02-Dec-20	11-Dec-20	milligrams per litre	CONDITION	2.2
Monthly	13-Jan-21	22-Jan-21	milligrams per litre		7.6
Monthly	03-Feb-21	12-Feb-21	milligrams per litre		6.2
Monthly	03-Mar-21	11-Mar-21	milligrams per litre		4.1
Monthly	07-Apr-21	16-Apr-21	milligrams per litre		8.8
Monthly	05-May-21	14-May-21	milligrams per litre		5.3



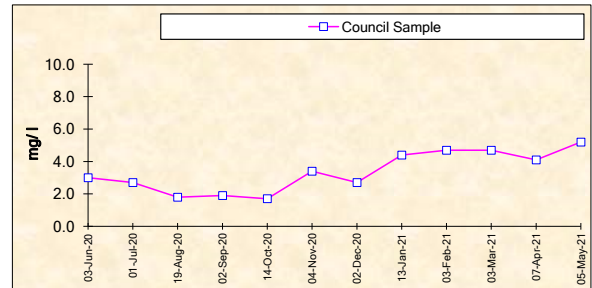
### OIL AND GREASE

Frequency	Date Sample Obtained	Date Result Obtained	Unit Of Measurement	EPA Limit	Council Sample
Monthly	03-Jun-20	15-Jun-20	milligrams per litre	MONITORING	<1
Monthly	01-Jul-20	13-Jul-20	milligrams per litre		<1
Monthly	19-Aug-20	27-Aug-20	milligrams per litre		<1
Monthly	02-Sep-20	11-Sep-20	milligrams per litre		<1
Monthly	14-Oct-20	23-Oct-20	milligrams per litre		<1
Monthly	04-Nov-20	13-Nov-20	milligrams per litre		<1
Monthly	02-Dec-20	11-Dec-20	milligrams per litre	CONDITION	<1
Monthly	13-Jan-21	22-Jan-21	milligrams per litre		<1
Monthly	03-Feb-21	12-Feb-21	milligrams per litre		<1
Monthly	03-Mar-21	11-Mar-21	milligrams per litre		<1
Monthly	07-Apr-21	16-Apr-21	milligrams per litre		<1
Monthly	05-May-21	14-May-21	milligrams per litre		<1



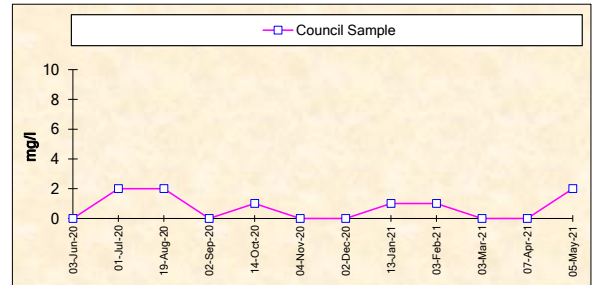
### TOTAL PHOSPHORUS

Frequency	Date Sample Obtained	Date Result Obtained	Unit Of Measurement	EPA Limit	Council Sample
Monthly	03-Jun-20	15-Jun-20	milligrams per litre	MONITORING	3.0
Monthly	01-Jul-20	13-Jul-20	milligrams per litre		2.7
Monthly	19-Aug-20	27-Aug-20	milligrams per litre		1.8
Monthly	02-Sep-20	11-Sep-20	milligrams per litre		1.9
Monthly	14-Oct-20	23-Oct-20	milligrams per litre		1.7
Monthly	04-Nov-20	13-Nov-20	milligrams per litre		3.4
Monthly	02-Dec-20	11-Dec-20	milligrams per litre	CONDITION	2.7
Monthly	13-Jan-21	22-Jan-21	milligrams per litre		4.4
Monthly	03-Feb-21	12-Feb-21	milligrams per litre		4.7
Monthly	03-Mar-21	11-Mar-21	milligrams per litre		4.7
Monthly	07-Apr-21	16-Apr-21	milligrams per litre		4.1
Monthly	05-May-21	14-May-21	milligrams per litre		5.2



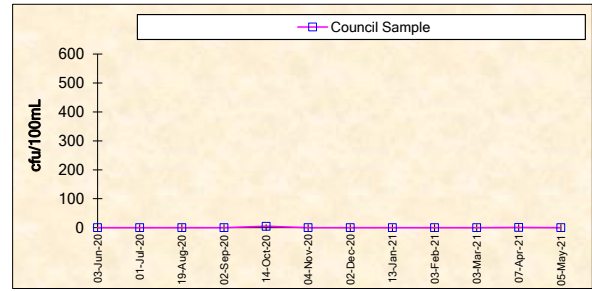
### TOTAL SUSPENDED SOLIDS

Frequency	Date Sample Obtained	Date Result Obtained	Unit Of Measurement	EPA Limit	Council Sample
Monthly	03-Jun-20	15-Jun-20	milligrams per litre	MONITORING	<1
Monthly	01-Jul-20	13-Jul-20	milligrams per litre		2
Monthly	19-Aug-20	27-Aug-20	milligrams per litre		2
Monthly	02-Sep-20	11-Sep-20	milligrams per litre		<1
Monthly	14-Oct-20	23-Oct-20	milligrams per litre		1
Monthly	04-Nov-20	13-Nov-20	milligrams per litre		<1
Monthly	02-Dec-20	11-Dec-20	milligrams per litre	CONDITION	<1
Monthly	13-Jan-21	22-Jan-21	milligrams per litre		1
Monthly	03-Feb-21	12-Feb-21	milligrams per litre		1
Monthly	03-Mar-21	11-Mar-21	milligrams per litre		<1
Monthly	07-Apr-21	16-Apr-21	milligrams per litre		<1
Monthly	05-May-21	14-May-21	milligrams per litre		2



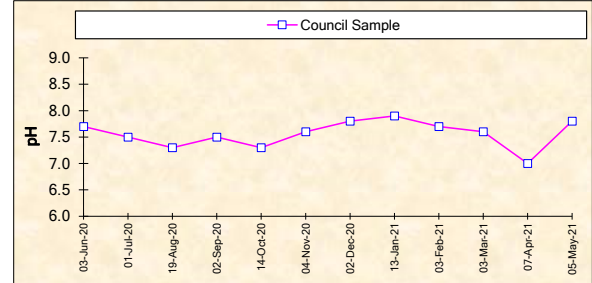
## FAECAL COLIFORMS

Frequency	Date Sample Obtained	Date Result Obtained	Unit Of Measurement	EPA Limit	Council Sample	
Monthly	03-Jun-20	15-Jun-20	colony forming units per 100 millilitres	MONITORING	<1	
Monthly	01-Jul-20	13-Jul-20	colony forming units per 100 millilitres		<1	
Monthly	19-Aug-20	27-Aug-20	colony forming units per 100 millilitres		<1	
Monthly	02-Sep-20	11-Sep-20	colony forming units per 100 millilitres		<1	
Monthly	14-Oct-20	23-Oct-20	colony forming units per 100 millilitres		5	
Monthly	04-Nov-20	13-Nov-20	colony forming units per 100 millilitres		<1	
Monthly	02-Dec-20	11-Dec-20	colony forming units per 100 millilitres		CONDITION	<1
Monthly	13-Jan-21	22-Jan-21	colony forming units per 100 millilitres			<1
Monthly	03-Feb-21	12-Feb-21	colony forming units per 100 millilitres			<1
Monthly	03-Mar-21	11-Mar-21	colony forming units per 100 millilitres			<1
Monthly	07-Apr-21	16-Apr-21	colony forming units per 100 millilitres	1		
Monthly	05-May-21	14-May-21	colony forming units per 100 millilitres	<1		



## pH

Frequency	Date Sample Obtained	Date Result Obtained	Unit Of Measurement	EPA Limit	Council Sample
Monthly	03-Jun-20	15-Jun-20	pH	MONITORING	7.7
Monthly	01-Jul-20	13-Jul-20	pH		7.5
Monthly	19-Aug-20	27-Aug-20	pH		7.3
Monthly	02-Sep-20	11-Sep-20	pH		7.5
Monthly	14-Oct-20	23-Oct-20	pH		7.3
Monthly	04-Nov-20	13-Nov-20	pH	CONDITION	7.6
Monthly	02-Dec-20	11-Dec-20	pH		7.8
Monthly	13-Jan-21	22-Jan-21	pH		7.9
Monthly	03-Feb-21	12-Feb-21	pH		7.7
Monthly	03-Mar-21	11-Mar-21	pH		7.6
Monthly	07-Apr-21	16-Apr-21	pH	7.0	
Monthly	05-May-21	14-May-21	pH	7.8	



## AMMONIA NITROGEN

Frequency	Date Sample Obtained	Date Result Obtained	Unit Of Measurement	EPA Limit	Council Sample
Monthly	03-Jun-20	15-Jun-20	milligrams per litre	MONITORING	0.04
Monthly	01-Jul-20	13-Jul-20	milligrams per litre		0.04
Monthly	19-Aug-20	27-Aug-20	milligrams per litre		0.06
Monthly	02-Sep-20	11-Sep-20	milligrams per litre		0.03
Monthly	14-Oct-20	23-Oct-20	milligrams per litre		0.05
Monthly	04-Nov-20	13-Nov-20	milligrams per litre	CONDITION	0.32
Monthly	02-Dec-20	11-Dec-20	milligrams per litre		0.07
Monthly	13-Jan-21	22-Jan-21	milligrams per litre		3.22
Monthly	03-Feb-21	12-Feb-21	milligrams per litre		0.30
Monthly	03-Mar-21	11-Mar-21	milligrams per litre		0.01
Monthly	07-Apr-21	16-Apr-21	milligrams per litre	0.52	
Monthly	05-May-21	14-May-21	milligrams per litre	0.03	

