

Conjola Regional Sewerage Scheme - Monitoring Summary

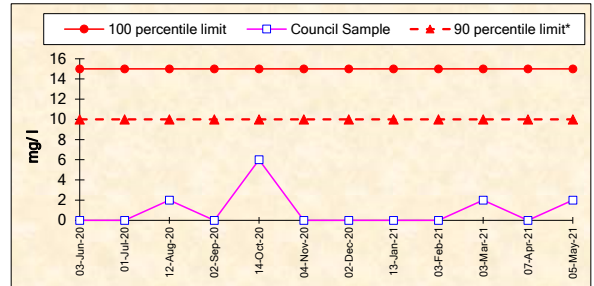
Licensee: Shoalhaven City Council, Shoalhaven Water, PO Box 42 Nowra 2541

Environment Protection License No. 12357

EPA ID No. 3 (Bendalong WwTP)

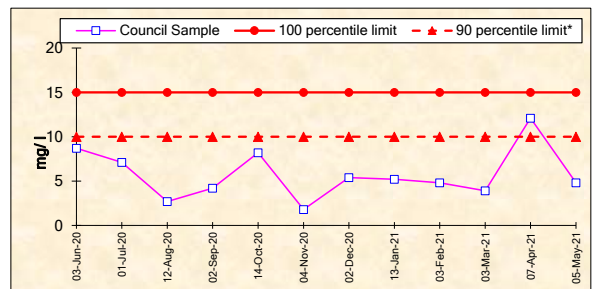
BOD

Frequency	Date Sample Obtained	Date Result Obtained	Unit Of Measurement	90 percentile limit*	100 percentile limit	Council Sample
Monthly	03-Jun-20	15-Jun-20	milligrams per litre	10	15	<2
Monthly	01-Jul-20	13-Jul-20	milligrams per litre	10	15	<2
Monthly	12-Aug-20	21-Aug-20	milligrams per litre	10	15	2
Monthly	02-Sep-20	11-Sep-20	milligrams per litre	10	15	<2
Monthly	14-Oct-20	23-Oct-20	milligrams per litre	10	15	6
Monthly	04-Nov-20	13-Nov-20	milligrams per litre	10	15	<2
Monthly	02-Dec-20	11-Dec-20	milligrams per litre	10	15	<2
Monthly	13-Jan-21	22-Jan-21	milligrams per litre	10	15	<2
Monthly	03-Feb-21	12-Feb-21	milligrams per litre	10	15	<2
Monthly	03-Mar-21	11-Mar-21	milligrams per litre	10	15	2
Monthly	07-Apr-21	16-Apr-21	milligrams per litre	10	15	<2
Monthly	05-May-21	14-May-21	milligrams per litre	10	15	2



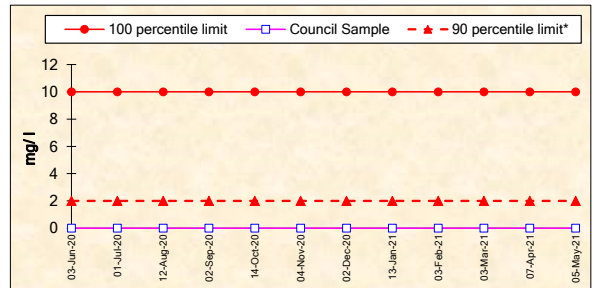
TOTAL NITROGEN

Frequency	Date Sample Obtained	Date Result Obtained	Unit Of Measurement	90 percentile limit*	100 percentile limit	Council Sample
Monthly	03-Jun-20	15-Jun-20	milligrams per litre	10	15	8.7
Monthly	01-Jul-20	13-Jul-20	milligrams per litre	10	15	7.1
Monthly	12-Aug-20	21-Aug-20	milligrams per litre	10	15	2.7
Monthly	02-Sep-20	11-Sep-20	milligrams per litre	10	15	4.2
Monthly	14-Oct-20	23-Oct-20	milligrams per litre	10	15	8.2
Monthly	04-Nov-20	13-Nov-20	milligrams per litre	10	15	1.8
Monthly	02-Dec-20	11-Dec-20	milligrams per litre	10	15	5.4
Monthly	13-Jan-21	22-Jan-21	milligrams per litre	10	15	5.2
Monthly	03-Feb-21	12-Feb-21	milligrams per litre	10	15	4.8
Monthly	03-Mar-21	11-Mar-21	milligrams per litre	10	15	3.9
Monthly	07-Apr-21	16-Apr-21	milligrams per litre	10	15	12.1
Monthly	05-May-21	14-May-21	milligrams per litre	10	15	4.8



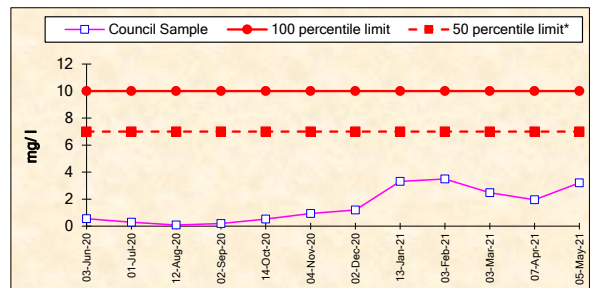
OIL AND GREASE

Frequency	Date Sample Obtained	Date Result Obtained	Unit Of Measurement	90 percentile limit*	100 percentile limit	Council Sample
Monthly	03-Jun-20	15-Jun-20	milligrams per litre	2	10	<1
Monthly	01-Jul-20	13-Jul-20	milligrams per litre	2	10	<1
Monthly	12-Aug-20	21-Aug-20	milligrams per litre	2	10	<1
Monthly	02-Sep-20	11-Sep-20	milligrams per litre	2	10	<1
Monthly	14-Oct-20	23-Oct-20	milligrams per litre	2	10	<1
Monthly	04-Nov-20	13-Nov-20	milligrams per litre	2	10	<1
Monthly	02-Dec-20	11-Dec-20	milligrams per litre	2	10	<1
Monthly	13-Jan-21	22-Jan-21	milligrams per litre	2	10	<1
Monthly	03-Feb-21	12-Feb-21	milligrams per litre	2	10	<1
Monthly	03-Mar-21	11-Mar-21	milligrams per litre	2	10	<1
Monthly	07-Apr-21	16-Apr-21	milligrams per litre	2	10	<1
Monthly	05-May-21	14-May-21	milligrams per litre	2	10	<1



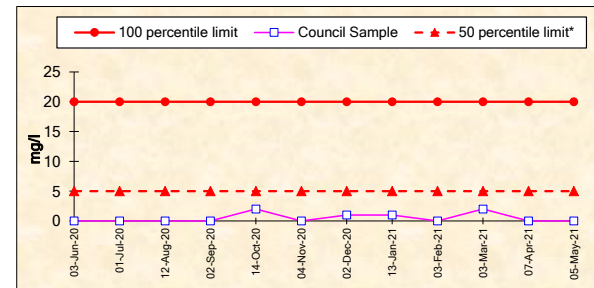
TOTAL PHOSPHORUS

Frequency	Date Sample Obtained	Date Result Obtained	Unit Of Measurement	50 percentile limit*	100 percentile limit	Council Sample
Monthly	03-Jun-20	15-Jun-20	milligrams per litre	7	10	0.55
Monthly	01-Jul-20	13-Jul-20	milligrams per litre	7	10	0.29
Monthly	12-Aug-20	21-Aug-20	milligrams per litre	7	10	0.08
Monthly	02-Sep-20	11-Sep-20	milligrams per litre	7	10	0.20
Monthly	14-Oct-20	23-Oct-20	milligrams per litre	7	10	0.52
Monthly	04-Nov-20	13-Nov-20	milligrams per litre	7	10	0.93
Monthly	02-Dec-20	11-Dec-20	milligrams per litre	7	10	1.20
Monthly	13-Jan-21	22-Jan-21	milligrams per litre	7	10	3.31
Monthly	03-Feb-21	12-Feb-21	milligrams per litre	7	10	3.49
Monthly	03-Mar-21	11-Mar-21	milligrams per litre	7	10	2.48
Monthly	07-Apr-21	16-Apr-21	milligrams per litre	7	10	1.95
Monthly	05-May-21	14-May-21	milligrams per litre	7	10	3.21



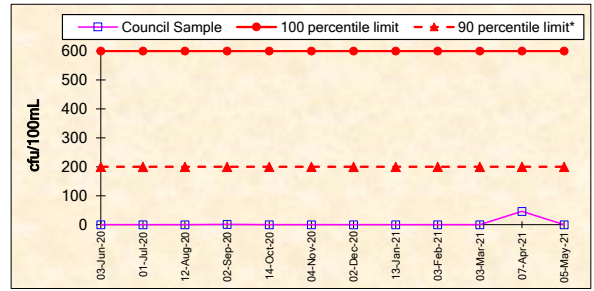
TOTAL SUSPENDED SOLIDS

Frequency	Date Sample Obtained	Date Result Obtained	Unit Of Measurement	50 percentile limit*	100 percentile limit	Council Sample
Monthly	03-Jun-20	15-Jun-20	milligrams per litre	5	20	<1
Monthly	01-Jul-20	13-Jul-20	milligrams per litre	5	20	<1
Monthly	12-Aug-20	21-Aug-20	milligrams per litre	5	20	<1
Monthly	02-Sep-20	11-Sep-20	milligrams per litre	5	20	<1
Monthly	14-Oct-20	23-Oct-20	milligrams per litre	5	20	2
Monthly	04-Nov-20	13-Nov-20	milligrams per litre	5	20	<1
Monthly	02-Dec-20	11-Dec-20	milligrams per litre	5	20	1
Monthly	13-Jan-21	22-Jan-21	milligrams per litre	5	20	1
Monthly	03-Feb-21	12-Feb-21	milligrams per litre	5	20	<1
Monthly	03-Mar-21	11-Mar-21	milligrams per litre	5	20	2
Monthly	07-Apr-21	16-Apr-21	milligrams per litre	5	20	<1
Monthly	05-May-21	14-May-21	milligrams per litre	5	20	<1



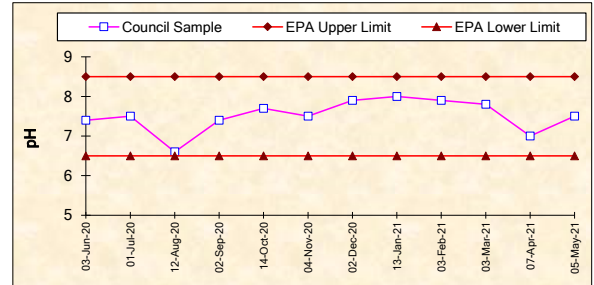
FAECAL COLIFORMS

Frequency	Date Sample Obtained	Date Result Obtained	Unit Of Measurement	90 percentile limit*	100 percentile limit	Council Sample
Monthly	03-Jun-20	15-Jun-20	colony forming units per 100 millilitres	200	600	<1
Monthly	01-Jul-20	13-Jul-20	colony forming units per 100 millilitres	200	600	<1
Monthly	12-Aug-20	21-Aug-20	colony forming units per 100 millilitres	200	600	<1
Monthly	02-Sep-20	11-Sep-20	colony forming units per 100 millilitres	200	600	1
Monthly	14-Oct-20	23-Oct-20	colony forming units per 100 millilitres	200	600	<1
Monthly	04-Nov-20	13-Nov-20	colony forming units per 100 millilitres	200	600	<1
Monthly	02-Dec-20	11-Dec-20	colony forming units per 100 millilitres	200	600	<1
Monthly	13-Jan-21	22-Jan-21	colony forming units per 100 millilitres	200	600	<1
Monthly	03-Feb-21	12-Feb-21	colony forming units per 100 millilitres	200	600	<1
Monthly	03-Mar-21	11-Mar-21	colony forming units per 100 millilitres	200	600	<1
Monthly	07-Apr-21	16-Apr-21	colony forming units per 100 millilitres	200	600	46
Monthly	05-May-21	14-May-21	colony forming units per 100 millilitres	200	600	<1



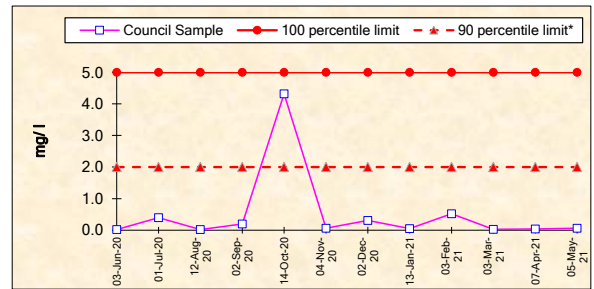
pH

Frequency	Date Sample Obtained	Date Result Obtained	Unit Of Measurement	100 percentile limit	Council Sample
Monthly	03-Jun-20	15-Jun-20	pH	6.5-8.5	7.4
Monthly	01-Jul-20	13-Jul-20	pH	6.5-8.5	7.5
Monthly	12-Aug-20	21-Aug-20	pH	6.5-8.5	6.6
Monthly	02-Sep-20	11-Sep-20	pH	6.5-8.5	7.4
Monthly	14-Oct-20	23-Oct-20	pH	6.5-8.5	7.7
Monthly	04-Nov-20	13-Nov-20	pH	6.5-8.5	7.5
Monthly	02-Dec-20	11-Dec-20	pH	6.5-8.5	7.9
Monthly	13-Jan-21	22-Jan-21	pH	6.5-8.5	8.0
Monthly	03-Feb-21	12-Feb-21	pH	6.5-8.5	7.9
Monthly	03-Mar-21	11-Mar-21	pH	6.5-8.5	7.8
Monthly	07-Apr-21	16-Apr-21	pH	6.5-8.5	7.0
Monthly	05-May-21	14-May-21	pH	6.5-8.5	7.5



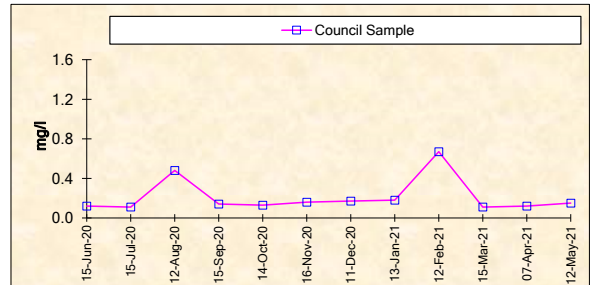
AMMONIA NITROGEN

Frequency	Date Sample Obtained	Date Result Obtained	Unit Of Measurement	90 percentile limit*	100 percentile limit	Council Sample
Monthly	03-Jun-20	15-Jun-20	milligrams per litre	2	5	0.02
Monthly	01-Jul-20	13-Jul-20	milligrams per litre	2	5	0.40
Monthly	12-Aug-20	21-Aug-20	milligrams per litre	2	5	0.02
Monthly	02-Sep-20	11-Sep-20	milligrams per litre	2	5	0.20
Monthly	14-Oct-20	23-Oct-20	milligrams per litre	2	5	4.32
Monthly	04-Nov-20	13-Nov-20	milligrams per litre	2	5	0.06
Monthly	02-Dec-20	11-Dec-20	milligrams per litre	2	5	0.31
Monthly	13-Jan-21	22-Jan-21	milligrams per litre	2	5	0.05
Monthly	03-Feb-21	12-Feb-21	milligrams per litre	2	5	0.52
Monthly	03-Mar-21	11-Mar-21	milligrams per litre	2	5	0.03
Monthly	07-Apr-21	16-Apr-21	milligrams per litre	2	5	0.04
Monthly	05-May-21	14-May-21	milligrams per litre	2	5	0.06



CHLORINE (total residual)

Frequency	Date Sample Obtained	Date Result Obtained	Unit Of Measurement	100 percentile limit	Council Sample
Monthly	15-Jun-20	15-Jun-20	milligrams per litre	Monitoring Condition	0.12
Monthly	15-Jul-20	15-Jul-20	milligrams per litre		0.11
Monthly	12-Aug-20	12-Aug-20	milligrams per litre		0.48
Monthly	15-Sep-20	15-Sep-20	milligrams per litre		0.14
Monthly	14-Oct-20	14-Oct-20	milligrams per litre		0.13
Monthly	16-Nov-20	16-Nov-20	milligrams per litre		0.16
Monthly	11-Dec-20	11-Dec-20	milligrams per litre		0.17
Monthly	13-Jan-21	13-Jan-21	milligrams per litre		0.18
Monthly	12-Feb-21	12-Feb-21	milligrams per litre		0.67
Monthly	15-Mar-21	15-Mar-21	milligrams per litre		0.11
Monthly	07-Apr-21	16-Apr-21	milligrams per litre		0.12
Monthly	12-May-21	12-May-21	milligrams per litre		0.15



* Note: 50th & 90th percentile limit compliance calculated on an annual basis

non-compliance notes: