

Ulladulla Wastewater Treatment Plant - Monitoring Summary

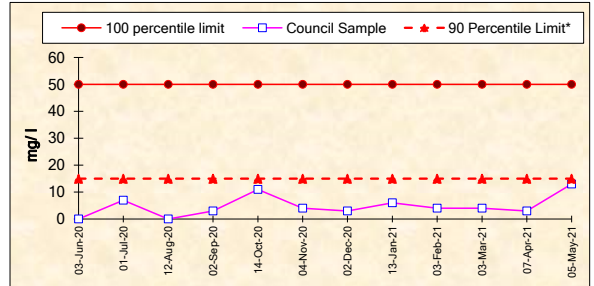
Licensee: Shoalhaven City Council, Shoalhaven Water, PO Box 42 Nowra 2541

Environment Protection License No. 446

EPA ID No. 5

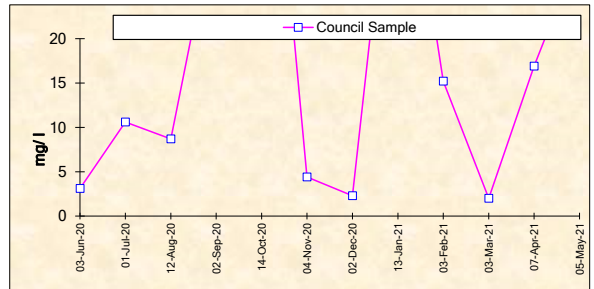
BOD

Frequency	Date Sample Obtained	Date Result Obtained	Unit Of Measurement	90 Percentile Limit*	100 percentile limit	Council Sample
Monthly	03-Jun-20	15-Jun-20	milligrams per litre	15	50	<2
Monthly	01-Jul-20	13-Jul-20	milligrams per litre	15	50	7
Monthly	12-Aug-20	21-Aug-20	milligrams per litre	15	50	<2
Monthly	02-Sep-20	11-Sep-20	milligrams per litre	15	50	3
Monthly	14-Oct-20	23-Oct-20	milligrams per litre	15	50	11
Monthly	04-Nov-20	13-Nov-20	milligrams per litre	15	50	4
Monthly	02-Dec-20	11-Dec-20	milligrams per litre	15	50	3
Monthly	13-Jan-21	22-Jan-21	milligrams per litre	15	50	6
Monthly	03-Feb-21	12-Feb-21	milligrams per litre	15	50	4
Monthly	03-Mar-21	11-Mar-21	milligrams per litre	15	50	4
Monthly	07-Apr-21	16-Apr-21	milligrams per litre	15	50	3
Monthly	05-May-21	14-May-21	milligrams per litre	15	50	13



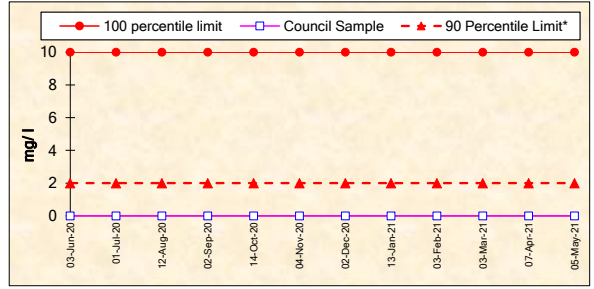
TOTAL NITROGEN

Frequency	Date Sample Obtained	Date Result Obtained	Unit Of Measurement	100 percentile limit	Council Sample	
Monthly	03-Jun-20	15-Jun-20	milligrams per litre	MONITORING	3.1	
Monthly	01-Jul-20	13-Jul-20	milligrams per litre		10.6	
Monthly	12-Aug-20	21-Aug-20	milligrams per litre		8.7	
Monthly	02-Sep-20	11-Sep-20	milligrams per litre		34.2	
Monthly	14-Oct-20	23-Oct-20	milligrams per litre		59.7	
Monthly	04-Nov-20	13-Nov-20	milligrams per litre		CONDITION	4.4
Monthly	02-Dec-20	11-Dec-20	milligrams per litre			2.3
Monthly	13-Jan-21	22-Jan-21	milligrams per litre			48.5
Monthly	03-Feb-21	12-Feb-21	milligrams per litre			15.2
Monthly	03-Mar-21	11-Mar-21	milligrams per litre			2.0
Monthly	07-Apr-21	16-Apr-21	milligrams per litre			16.9
Monthly	05-May-21	14-May-21	milligrams per litre		29.9	



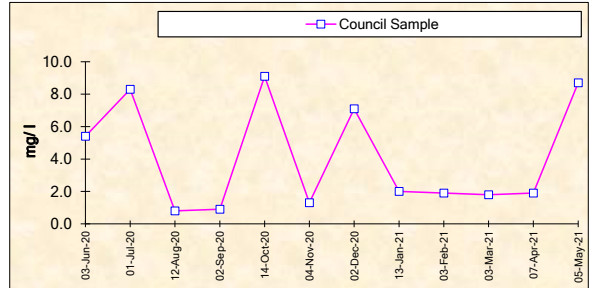
OIL AND GREASE

Frequency	Date Sample Obtained	Date Result Obtained	Unit Of Measurement	90 Percentile Limit*	100 percentile limit	Council Sample
Monthly	03-Jun-20	15-Jun-20	milligrams per litre	2	10	<1
Monthly	01-Jul-20	13-Jul-20	milligrams per litre	2	10	<1
Monthly	12-Aug-20	21-Aug-20	milligrams per litre	2	10	<1
Monthly	02-Sep-20	11-Sep-20	milligrams per litre	2	10	<1
Monthly	14-Oct-20	23-Oct-20	milligrams per litre	2	10	<1
Monthly	04-Nov-20	13-Nov-20	milligrams per litre	2	10	<1
Monthly	02-Dec-20	11-Dec-20	milligrams per litre	2	10	<1
Monthly	13-Jan-21	22-Jan-21	milligrams per litre	2	10	<1
Monthly	03-Feb-21	12-Feb-21	milligrams per litre	2	10	<1
Monthly	03-Mar-21	11-Mar-21	milligrams per litre	2	10	<1
Monthly	07-Apr-21	16-Apr-21	milligrams per litre	2	10	<1
Monthly	05-May-21	14-May-21	milligrams per litre	2	10	<1



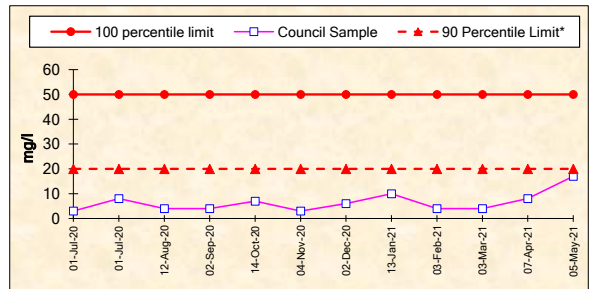
TOTAL PHOSPHORUS

Frequency	Date Sample Obtained	Date Result Obtained	Unit Of Measurement	100 percentile limit	Council Sample	
Monthly	03-Jun-20	15-Jun-20	milligrams per litre	MONITORING	5.4	
Monthly	01-Jul-20	13-Jul-20	milligrams per litre		8.3	
Monthly	12-Aug-20	21-Aug-20	milligrams per litre		0.8	
Monthly	02-Sep-20	11-Sep-20	milligrams per litre		0.9	
Monthly	14-Oct-20	23-Oct-20	milligrams per litre		9.1	
Monthly	04-Nov-20	13-Nov-20	milligrams per litre		CONDITION	1.3
Monthly	02-Dec-20	11-Dec-20	milligrams per litre			7.1
Monthly	13-Jan-21	22-Jan-21	milligrams per litre			2.0
Monthly	03-Feb-21	12-Feb-21	milligrams per litre			1.9
Monthly	03-Mar-21	11-Mar-21	milligrams per litre			1.8
Monthly	07-Apr-21	16-Apr-21	milligrams per litre			1.9
Monthly	05-May-21	14-May-21	milligrams per litre		8.7	



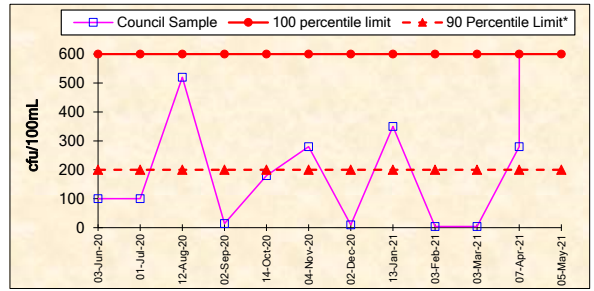
TOTAL SUSPENDED SOLIDS

Frequency	Date Sample Obtained	Date Result Obtained	Unit Of Measurement	90 Percentile Limit*	100 percentile limit	Council Sample
Monthly	01-Jul-20	13-Jul-20	milligrams per litre	20	50	3
Monthly	01-Jul-20	13-Jul-20	milligrams per litre	20	50	8
Monthly	12-Aug-20	21-Aug-20	milligrams per litre	20	50	4
Monthly	02-Sep-20	11-Sep-20	milligrams per litre	20	50	4
Monthly	14-Oct-20	23-Oct-20	milligrams per litre	20	50	7
Monthly	04-Nov-20	13-Nov-20	milligrams per litre	20	50	3
Monthly	02-Dec-20	11-Dec-20	milligrams per litre	20	50	6
Monthly	13-Jan-21	22-Jan-21	milligrams per litre	20	50	10
Monthly	03-Feb-21	12-Feb-21	milligrams per litre	20	50	4
Monthly	03-Mar-21	11-Mar-21	milligrams per litre	20	50	4
Monthly	07-Apr-21	16-Apr-21	milligrams per litre	20	50	8
Monthly	05-May-21	14-May-21	milligrams per litre	20	50	17



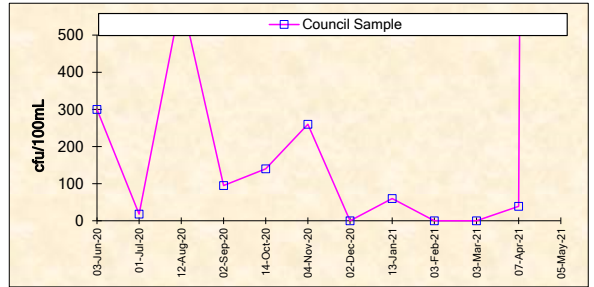
FAECAL COLIFORMS

Frequency	Date Sample Obtained	Date Result Obtained	Unit Of Measurement	90 Percentile Limit*	100 percentile limit	Council Sample
Special Frequency 1	03-Jun-20	15-Jun-20	colony forming units per 100 millilitres	200	600	100
Special Frequency 1	01-Jul-20	13-Jul-20	colony forming units per 100 millilitres	200	600	100
Special Frequency 1	12-Aug-20	21-Aug-20	colony forming units per 100 millilitres	200	600	520
Special Frequency 1	02-Sep-20	11-Sep-20	colony forming units per 100 millilitres	200	600	14
Special Frequency 1	14-Oct-20	23-Oct-20	colony forming units per 100 millilitres	200	600	180
Special Frequency 1	04-Nov-20	13-Nov-20	colony forming units per 100 millilitres	200	600	280
Special Frequency 1	02-Dec-20	11-Dec-20	colony forming units per 100 millilitres	200	600	10
Special Frequency 1	13-Jan-21	22-Jan-21	colony forming units per 100 millilitres	200	600	350
Special Frequency 1	03-Feb-21	12-Feb-21	colony forming units per 100 millilitres	200	600	4
Special Frequency 1	03-Mar-21	11-Mar-21	colony forming units per 100 millilitres	200	600	4
Special Frequency 1	07-Apr-21	16-Apr-21	colony forming units per 100 millilitres	200	600	280
Special Frequency 1	05-May-21	14-May-21	colony forming units per 100 millilitres	200	600	200000



ENTEROCOCCI

Frequency	Date Sample Obtained	Date Result Obtained	Unit Of Measurement		90th percentile limit	Council Sample
Special Frequency 1	03-Jun-20	15-Jun-20	colony forming units per 100 millilitres			300
Special Frequency 1	01-Jul-20	13-Jul-20	colony forming units per 100 millilitres			18
Special Frequency 1	12-Aug-20	21-Aug-20	colony forming units per 100 millilitres			600
Special Frequency 1	02-Sep-20	11-Sep-20	colony forming units per 100 millilitres	MONITORING		95
Special Frequency 1	14-Oct-20	23-Oct-20	colony forming units per 100 millilitres			140
Special Frequency 1	04-Nov-20	13-Nov-20	colony forming units per 100 millilitres			260
Special Frequency 1	02-Dec-20	11-Dec-20	colony forming units per 100 millilitres	CONDITION		<1
Special Frequency 1	13-Jan-21	22-Jan-21	colony forming units per 100 millilitres			60
Special Frequency 1	03-Feb-21	12-Feb-21	colony forming units per 100 millilitres			<1
Special Frequency 1	03-Mar-21	11-Mar-21	colony forming units per 100 millilitres			<1
Special Frequency 1	07-Apr-21	16-Apr-21	colony forming units per 100 millilitres			39
Special Frequency 1	05-May-21	14-May-21	colony forming units per 100 millilitres			21000



* Note: 90th percentile limit compliance calculated on an annual basis

non-compliance notes: