

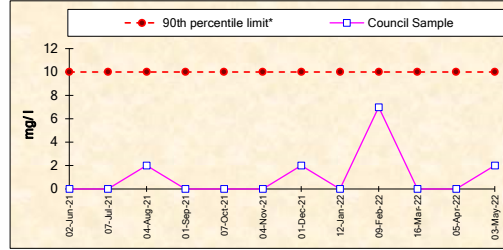
Bomaderry Wastewater Treatment Plant - Monitoring Summary

Licensee: Shoalhaven City Council, Shoalhaven Water, PO Box 42 Nowra 2541
(New WwTP - Environmental Discharge)

Environment Protection License No. 1735
EPA ID No. 5

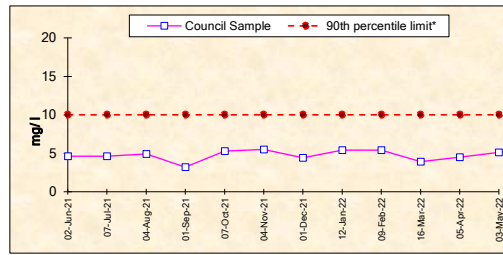
BOD

Frequency	Date Sample Obtained	Date Result Obtained	Unit Of Measurement	90th percentile limit*	Council Sample
Monthly	02-Jun-21	11-Jun-21	milligrams per litre	10	<2
Monthly	07-Jul-21	16-Jul-21	milligrams per litre	10	<2
Monthly	04-Aug-21	13-Aug-21	milligrams per litre	10	2
Monthly	01-Sep-21	09-Sep-21	milligrams per litre	10	<2
Monthly	07-Oct-21	18-Oct-21	milligrams per litre	10	<2
Monthly	04-Nov-21	12-Nov-21	milligrams per litre	10	<2
Monthly	01-Dec-21	10-Dec-21	milligrams per litre	10	2
Monthly	12-Jan-22	20-Jan-22	milligrams per litre	10	<2
Monthly	09-Feb-22	18-Feb-22	milligrams per litre	10	7
Monthly	16-Mar-22	24-Mar-22	milligrams per litre	10	<2
Monthly	05-Apr-22	13-Apr-22	milligrams per litre	10	<2
Monthly	03-May-22	12-May-22	milligrams per litre	10	2



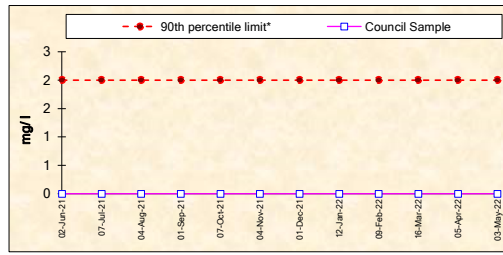
TOTAL NITROGEN

Frequency	Date Sample Obtained	Date Result Obtained	Unit Of Measurement	90th percentile limit*	Council Sample
Monthly	02-Jun-21	11-Jun-21	milligrams per litre	10	4.6
Monthly	07-Jul-21	16-Jul-21	milligrams per litre	10	4.6
Monthly	04-Aug-21	13-Aug-21	milligrams per litre	10	4.9
Monthly	01-Sep-21	09-Sep-21	milligrams per litre	10	3.2
Monthly	07-Oct-21	18-Oct-21	milligrams per litre	10	5.3
Monthly	04-Nov-21	12-Nov-21	milligrams per litre	10	5.5
Monthly	01-Dec-21	10-Dec-21	milligrams per litre	10	4.4
Monthly	12-Jan-22	20-Jan-22	milligrams per litre	10	5.4
Monthly	09-Feb-22	18-Feb-22	milligrams per litre	10	5.4
Monthly	16-Mar-22	24-Mar-22	milligrams per litre	10	3.9
Monthly	05-Apr-22	13-Apr-22	milligrams per litre	10	4.5
Monthly	03-May-22	12-May-22	milligrams per litre	10	5.1



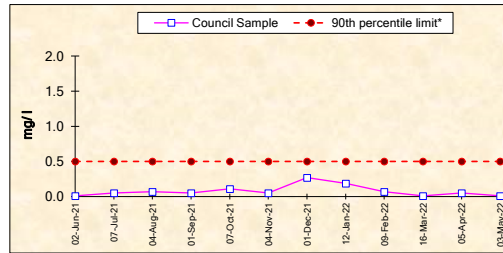
OIL AND GREASE

Frequency	Date Sample Obtained	Date Result Obtained	Unit Of Measurement	90th percentile limit*	Council Sample
Monthly	02-Jun-21	11-Jun-21	milligrams per litre	2	<1
Monthly	07-Jul-21	16-Jul-21	milligrams per litre	2	<1
Monthly	04-Aug-21	13-Aug-21	milligrams per litre	2	<1
Monthly	01-Sep-21	09-Sep-21	milligrams per litre	2	<1
Monthly	07-Oct-21	18-Oct-21	milligrams per litre	2	<1
Monthly	04-Nov-21	12-Nov-21	milligrams per litre	2	<1
Monthly	01-Dec-21	10-Dec-21	milligrams per litre	2	<1
Monthly	12-Jan-22	20-Jan-22	milligrams per litre	2	<1
Monthly	09-Feb-22	18-Feb-22	milligrams per litre	2	<1
Monthly	16-Mar-22	24-Mar-22	milligrams per litre	2	<1
Monthly	05-Apr-22	13-Apr-22	milligrams per litre	2	<2
Monthly	03-May-22	12-May-22	milligrams per litre	2	<1



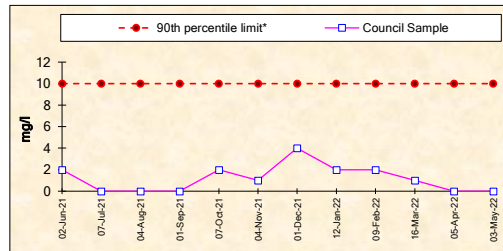
TOTAL PHOSPHORUS

Frequency	Date Sample Obtained	Date Result Obtained	Unit Of Measurement	90th percentile limit*	Council Sample
Monthly	02-Jun-21	11-Jun-21	milligrams per litre	0.5	0.01
Monthly	07-Jul-21	16-Jul-21	milligrams per litre	0.5	0.05
Monthly	04-Aug-21	13-Aug-21	milligrams per litre	0.5	0.07
Monthly	01-Sep-21	09-Sep-21	milligrams per litre	0.5	0.05
Monthly	07-Oct-21	18-Oct-21	milligrams per litre	0.5	0.11
Monthly	04-Nov-21	12-Nov-21	milligrams per litre	0.5	0.05
Monthly	01-Dec-21	10-Dec-21	milligrams per litre	0.5	0.27
Monthly	12-Jan-22	20-Jan-22	milligrams per litre	0.5	0.19
Monthly	09-Feb-22	18-Feb-22	milligrams per litre	0.5	0.07
Monthly	16-Mar-22	24-Mar-22	milligrams per litre	0.5	0.01
Monthly	05-Apr-22	13-Apr-22	milligrams per litre	0.5	0.05
Monthly	03-May-22	12-May-22	milligrams per litre	0.5	0.01



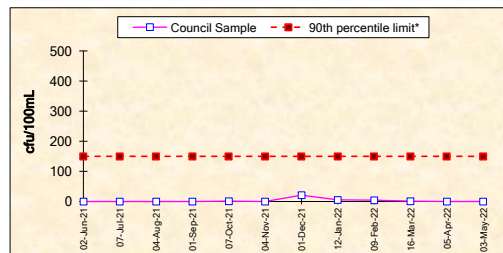
TOTAL SUSPENDED SOLIDS

Frequency	Date Sample Obtained	Date Result Obtained	Unit Of Measurement	90th percentile limit*	Council Sample
Monthly	02-Jun-21	11-Jun-21	milligrams per litre	10	2
Monthly	07-Jul-21	16-Jul-21	milligrams per litre	10	<1
Monthly	04-Aug-21	13-Aug-21	milligrams per litre	10	<1
Monthly	01-Sep-21	09-Sep-21	milligrams per litre	10	<1
Monthly	07-Oct-21	18-Oct-21	milligrams per litre	10	2
Monthly	04-Nov-21	12-Nov-21	milligrams per litre	10	1
Monthly	01-Dec-21	10-Dec-21	milligrams per litre	10	4
Monthly	12-Jan-22	20-Jan-22	milligrams per litre	10	2
Monthly	09-Feb-22	18-Feb-22	milligrams per litre	10	2
Monthly	16-Mar-22	24-Mar-22	milligrams per litre	10	1
Monthly	05-Apr-22	13-Apr-22	milligrams per litre	10	<1
Monthly	03-May-22	12-May-22	milligrams per litre	10	<1



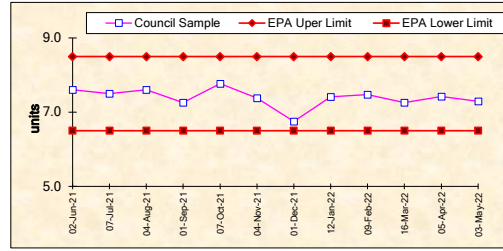
Faecal Coliforms

Frequency	Date Sample Obtained	Date Result Obtained	Unit Of Measurement	90th percentile limit*	Council Sample
Monthly	02-Jun-21	11-Jun-21	cfu/100mL	150	<1
Monthly	07-Jul-21	16-Jul-21	cfu/100mL	150	<1
Monthly	04-Aug-21	13-Aug-21	cfu/100mL	150	<1
Monthly	01-Sep-21	09-Sep-21	cfu/100mL	150	<1
Monthly	07-Oct-21	18-Oct-21	cfu/100mL	150	1
Monthly	04-Nov-21	12-Nov-21	cfu/100mL	150	<1
Monthly	01-Dec-21	10-Dec-21	cfu/100mL	150	21
Monthly	12-Jan-22	20-Jan-22	cfu/100mL	150	6
Monthly	09-Feb-22	18-Feb-22	cfu/100mL	150	4
Monthly	16-Mar-22	24-Mar-22	cfu/100mL	150	1
Monthly	05-Apr-22	13-Apr-22	cfu/100mL	150	<1
Monthly	03-May-22	12-May-22	cfu/100mL	150	<1



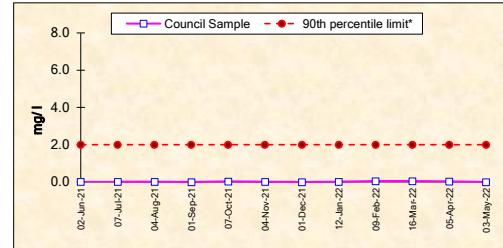
pH

Frequency	Date Sample Obtained	Date Result Obtained	Unit Of Measurement	100th percentile limit	Council Sample
Monthly	02-Jun-21	11-Jun-21	units	6.5 - 8.5	7.6
Monthly	07-Jul-21	16-Jul-21	units	6.5 - 8.5	7.5
Monthly	04-Aug-21	13-Aug-21	units	6.5 - 8.5	7.6
Monthly	01-Sep-21	09-Sep-21	units	6.5 - 8.5	7.3
Monthly	07-Oct-21	18-Oct-21	units	6.5 - 8.5	7.8
Monthly	04-Nov-21	12-Nov-21	units	6.5 - 8.5	7.4
Monthly	01-Dec-21	10-Dec-21	units	6.5 - 8.5	6.8
Monthly	12-Jan-22	20-Jan-22	units	6.5 - 8.5	7.4
Monthly	09-Feb-22	18-Feb-22	units	6.5 - 8.5	7.5
Monthly	16-Mar-22	24-Mar-22	units	6.5 - 8.5	7.3
Monthly	05-Apr-22	13-Apr-22	units	6.5 - 8.5	7.4
Monthly	03-May-22	12-May-22	units	6.5 - 8.5	7.3



AMMONIA NITROGEN

Frequency	Date Sample Obtained	Date Result Obtained	Unit Of Measurement	90th percentile limit*	Council Sample
Monthly	02-Jun-21	11-Jun-21	milligrams per litre	2	0.02
Monthly	07-Jul-21	16-Jul-21	milligrams per litre	2	0.02
Monthly	04-Aug-21	13-Aug-21	milligrams per litre	2	0.02
Monthly	01-Sep-21	09-Sep-21	milligrams per litre	2	<0.01
Monthly	07-Oct-21	18-Oct-21	milligrams per litre	2	0.03
Monthly	04-Nov-21	12-Nov-21	milligrams per litre	2	0.02
Monthly	01-Dec-21	10-Dec-21	milligrams per litre	2	<0.01
Monthly	12-Jan-22	20-Jan-22	milligrams per litre	2	0.01
Monthly	09-Feb-22	18-Feb-22	milligrams per litre	2	0.05
Monthly	16-Mar-22	24-Mar-22	milligrams per litre	2	0.05
Monthly	05-Apr-22	13-Apr-22	milligrams per litre	2	0.04
Monthly	03-May-22	12-May-22	milligrams per litre	2	<0.01



* Note: 90th percentile limit compliance calculated on an annual basis

non-compliance notes:

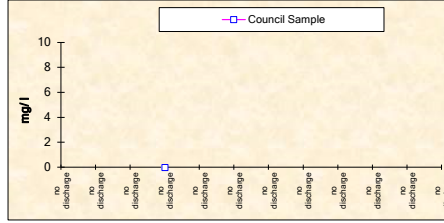
Bomaderry Wastewater Treatment Plant - Monitoring Summary

Licensee: Shoalhaven City Council, Shoalhaven Water, PO Box 42 Nowra 2541
(New WwTP - REMS Discharge)

Environment Protection License No. 1735
EPA ID No. 8

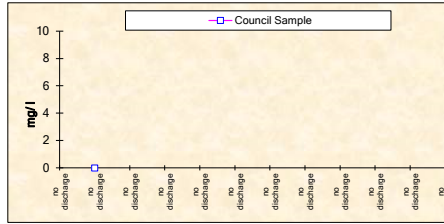
BOD

Frequency	Date Sample Obtained	Date Result Obtained	Unit Of Measurement	EPA Limit	Council Sample
Monthly	no discharge		milligrams per litre		
Monthly	no discharge		milligrams per litre		
Monthly	no discharge		milligrams per litre		
Monthly	no discharge		milligrams per litre		
Monthly	no discharge		milligrams per litre		
Monthly	no discharge		milligrams per litre		
Monthly	no discharge		milligrams per litre		
Monthly	no discharge		milligrams per litre		
Monthly	no discharge		milligrams per litre		
Monthly	no discharge		milligrams per litre		
Monthly	no discharge		milligrams per litre		
Monthly	no discharge		milligrams per litre		
Monthly	no discharge		milligrams per litre		
Monthly	no discharge		milligrams per litre		
Monthly	no discharge		milligrams per litre		



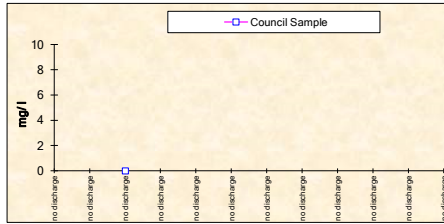
TOTAL NITROGEN

Frequency	Date Sample Obtained	Date Result Obtained	Unit Of Measurement	EPA Limit	Council Sample
Monthly	no discharge		milligrams per litre		
Monthly	no discharge		milligrams per litre		
Monthly	no discharge		milligrams per litre		
Monthly	no discharge		milligrams per litre		
Monthly	no discharge		milligrams per litre		
Monthly	no discharge		milligrams per litre		
Monthly	no discharge		milligrams per litre		
Monthly	no discharge		milligrams per litre		
Monthly	no discharge		milligrams per litre		
Monthly	no discharge		milligrams per litre		
Monthly	no discharge		milligrams per litre		
Monthly	no discharge		milligrams per litre		
Monthly	no discharge		milligrams per litre		
Monthly	no discharge		milligrams per litre		
Monthly	no discharge		milligrams per litre		



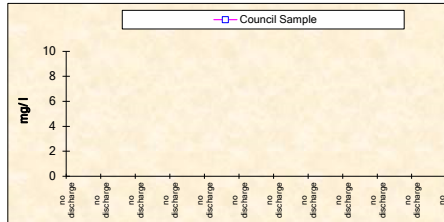
OIL AND GREASE

Frequency	Date Sample Obtained	Date Result Obtained	Unit Of Measurement	EPA Limit	Council Sample
Monthly	no discharge		milligrams per litre		
Monthly	no discharge		milligrams per litre		
Monthly	no discharge		milligrams per litre		
Monthly	no discharge		milligrams per litre		
Monthly	no discharge		milligrams per litre		
Monthly	no discharge		milligrams per litre		
Monthly	no discharge		milligrams per litre		
Monthly	no discharge		milligrams per litre		
Monthly	no discharge		milligrams per litre		
Monthly	no discharge		milligrams per litre		
Monthly	no discharge		milligrams per litre		
Monthly	no discharge		milligrams per litre		
Monthly	no discharge		milligrams per litre		
Monthly	no discharge		milligrams per litre		
Monthly	no discharge		milligrams per litre		



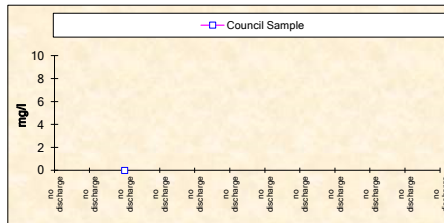
TOTAL PHOSPHORUS

Frequency	Date Sample Obtained	Date Result Obtained	Unit Of Measurement	EPA Limit	Council Sample
Monthly	no discharge		milligrams per litre		
Monthly	no discharge		milligrams per litre		
Monthly	no discharge		milligrams per litre		
Monthly	no discharge		milligrams per litre		
Monthly	no discharge		milligrams per litre		
Monthly	no discharge		milligrams per litre		
Monthly	no discharge		milligrams per litre		
Monthly	no discharge		milligrams per litre		
Monthly	no discharge		milligrams per litre		
Monthly	no discharge		milligrams per litre		
Monthly	no discharge		milligrams per litre		
Monthly	no discharge		milligrams per litre		
Monthly	no discharge		milligrams per litre		
Monthly	no discharge		milligrams per litre		
Monthly	no discharge		milligrams per litre		



TOTAL SUSPENDED SOLIDS

Frequency	Date Sample Obtained	Date Result Obtained	Unit Of Measurement	EPA Limit	Council Sample
Monthly	no discharge		milligrams per litre		
Monthly	no discharge		milligrams per litre		
Monthly	no discharge		milligrams per litre		
Monthly	no discharge		milligrams per litre		
Monthly	no discharge		milligrams per litre		
Monthly	no discharge		milligrams per litre		
Monthly	no discharge		milligrams per litre		
Monthly	no discharge		milligrams per litre		
Monthly	no discharge		milligrams per litre		
Monthly	no discharge		milligrams per litre		
Monthly	no discharge		milligrams per litre		
Monthly	no discharge		milligrams per litre		
Monthly	no discharge		milligrams per litre		
Monthly	no discharge		milligrams per litre		
Monthly	no discharge		milligrams per litre		



Faecal Coliforms

Frequency	Date Sample Obtained	Date Result Obtained	Unit Of Measurement	EPA Limit	Council Sample
Monthly	no discharge		cfu/100mL		
Monthly	no discharge		cfu/100mL		
Monthly	no discharge		cfu/100mL		
Monthly	no discharge		cfu/100mL		
Monthly	no discharge		cfu/100mL		
Monthly	no discharge		cfu/100mL		
Monthly	no discharge		cfu/100mL		
Monthly	no discharge		cfu/100mL		
Monthly	no discharge		cfu/100mL		
Monthly	no discharge		cfu/100mL		
Monthly	no discharge		cfu/100mL		
Monthly	no discharge		cfu/100mL		
Monthly	no discharge		cfu/100mL		
Monthly	no discharge		cfu/100mL		
Monthly	no discharge		cfu/100mL		

