

Bomaderry Wastewater Treatment Plant - Monitoring Summary

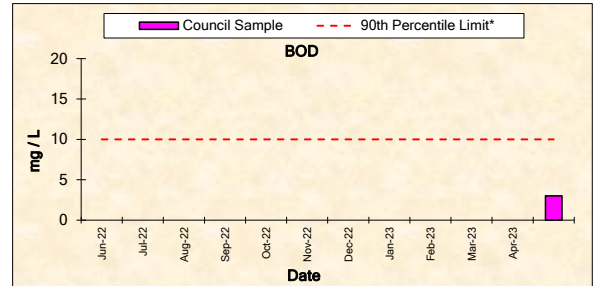
Licensee: Shoalhaven City Council, Shoalhaven Water, PO Box 42 Nowra 2541
(New WwTP - Environmental Discharge)

Environment Protection License No. 1735

EPA ID No. 5

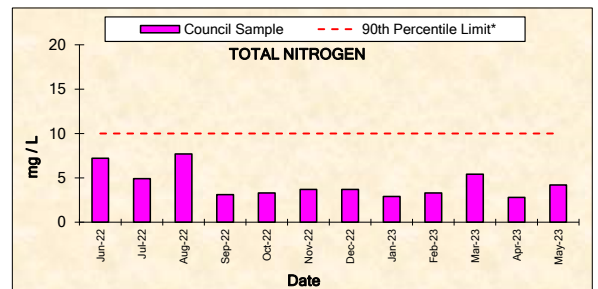
BOD

Frequency	Date Sample Obtained	Date Result Obtained	Unit of Measurement	90th Percentile Limit*	100th Percentile Limit*	Council Sample
Monthly	01-Jun-22	09-Jun-22	milligrams per litre (mg/L)	10	-	<2
Monthly	13-Jul-22	21-Jul-22	milligrams per litre (mg/L)	10	-	<2
Monthly	03-Aug-22	11-Aug-22	milligrams per litre (mg/L)	10	-	<2
Monthly	07-Sep-22	15-Sep-22	milligrams per litre (mg/L)	10	-	<2
Monthly	05-Oct-22	13-Oct-22	milligrams per litre (mg/L)	10	-	<2
Monthly	02-Nov-22	11-Nov-22	milligrams per litre (mg/L)	10	-	<2
Monthly	07-Dec-22	14-Dec-22	milligrams per litre (mg/L)	10	-	<2
Monthly	09-Jan-23	17-Jan-23	milligrams per litre (mg/L)	10	-	<2
Monthly	01-Feb-23	09-Feb-23	milligrams per litre (mg/L)	10	-	<2
Monthly	01-Mar-23	09-Mar-23	milligrams per litre (mg/L)	10	-	<2
Monthly	05-Apr-23	17-Apr-23	milligrams per litre (mg/L)	10	-	<2
Monthly	03-May-23	10-May-23	milligrams per litre (mg/L)	10	15	3



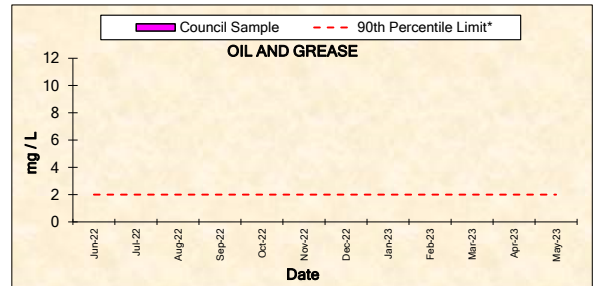
TOTAL NITROGEN

Frequency	Date Sample Obtained	Date Result Obtained	Unit of Measurement	90th Percentile Limit*	100th Percentile Limit*	Council Sample
Monthly	01-Jun-22	09-Jun-22	milligrams per litre (mg/L)	10	-	7.2
Monthly	13-Jul-22	21-Jul-22	milligrams per litre (mg/L)	10	-	4.9
Monthly	03-Aug-22	11-Aug-22	milligrams per litre (mg/L)	10	-	7.7
Monthly	07-Sep-22	15-Sep-22	milligrams per litre (mg/L)	10	-	3.1
Monthly	05-Oct-22	13-Oct-22	milligrams per litre (mg/L)	10	-	3.3
Monthly	02-Nov-22	11-Nov-22	milligrams per litre (mg/L)	10	-	3.7
Monthly	07-Dec-22	14-Dec-22	milligrams per litre (mg/L)	10	-	3.7
Monthly	09-Jan-23	17-Jan-23	milligrams per litre (mg/L)	10	-	2.9
Monthly	01-Feb-23	09-Feb-23	milligrams per litre (mg/L)	10	-	3.3
Monthly	01-Mar-23	09-Mar-23	milligrams per litre (mg/L)	10	-	5.4
Monthly	05-Apr-23	17-Apr-23	milligrams per litre (mg/L)	10	-	2.8
Monthly	03-May-23	10-May-23	milligrams per litre (mg/L)	10	15	4.2



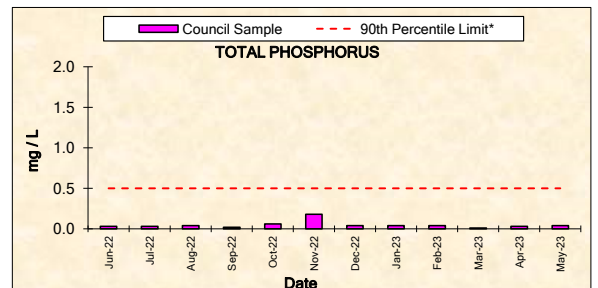
OIL AND GREASE

Frequency	Date Sample Obtained	Date Result Obtained	Unit of Measurement	90th Percentile Limit*	100th Percentile Limit*	Council Sample
Monthly	01-Jun-22	09-Jun-22	milligrams per litre (mg/L)	2	-	<1
Monthly	13-Jul-22	21-Jul-22	milligrams per litre (mg/L)	2	-	<1
Monthly	03-Aug-22	11-Aug-22	milligrams per litre (mg/L)	2	-	<1
Monthly	07-Sep-22	15-Sep-22	milligrams per litre (mg/L)	2	-	<1
Monthly	05-Oct-22	13-Oct-22	milligrams per litre (mg/L)	2	-	<1
Monthly	02-Nov-22	11-Nov-22	milligrams per litre (mg/L)	2	-	<1
Monthly	07-Dec-22	14-Dec-22	milligrams per litre (mg/L)	2	-	<1
Monthly	09-Jan-23	17-Jan-23	milligrams per litre (mg/L)	2	-	<1
Monthly	01-Feb-23	09-Feb-23	milligrams per litre (mg/L)	2	-	<1
Monthly	01-Mar-23	09-Mar-23	milligrams per litre (mg/L)	2	-	<1
Monthly	05-Apr-23	17-Apr-23	milligrams per litre (mg/L)	2	-	<1
Monthly	03-May-23	10-May-23	milligrams per litre (mg/L)	2	10	<1



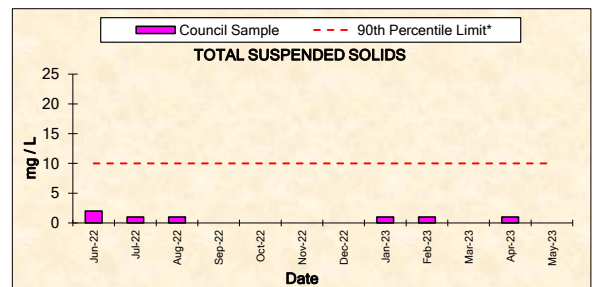
TOTAL PHOSPHORUS

Frequency	Date Sample Obtained	Date Result Obtained	Unit of Measurement	90th Percentile Limit*	100th Percentile Limit*	Council Sample
Monthly	01-Jun-22	09-Jun-22	milligrams per litre (mg/L)	0.5	-	0.03
Monthly	13-Jul-22	21-Jul-22	milligrams per litre (mg/L)	0.5	-	0.03
Monthly	03-Aug-22	11-Aug-22	milligrams per litre (mg/L)	0.5	-	0.04
Monthly	07-Sep-22	15-Sep-22	milligrams per litre (mg/L)	0.5	-	0.02
Monthly	05-Oct-22	13-Oct-22	milligrams per litre (mg/L)	0.5	-	0.06
Monthly	02-Nov-22	11-Nov-22	milligrams per litre (mg/L)	0.5	-	0.18
Monthly	07-Dec-22	14-Dec-22	milligrams per litre (mg/L)	0.5	-	0.04
Monthly	09-Jan-23	17-Jan-23	milligrams per litre (mg/L)	0.5	-	0.04
Monthly	01-Feb-23	09-Feb-23	milligrams per litre (mg/L)	0.5	-	0.04
Monthly	01-Mar-23	09-Mar-23	milligrams per litre (mg/L)	0.5	-	0.01
Monthly	05-Apr-23	17-Apr-23	milligrams per litre (mg/L)	0.5	-	0.03
Monthly	03-May-23	10-May-23	milligrams per litre (mg/L)	0.5	1.0	0.04



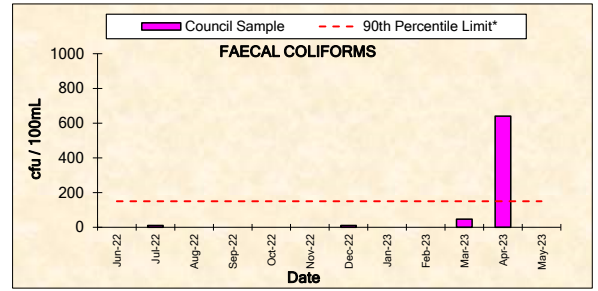
TOTAL SUSPENDED SOLIDS

Frequency	Date Sample Obtained	Date Result Obtained	Unit of Measurement	90th Percentile Limit*	100th Percentile Limit*	Council Sample
Monthly	01-Jun-22	09-Jun-22	milligrams per litre (mg/L)	10	-	2
Monthly	13-Jul-22	21-Jul-22	milligrams per litre (mg/L)	10	-	1
Monthly	03-Aug-22	11-Aug-22	milligrams per litre (mg/L)	10	-	1
Monthly	07-Sep-22	15-Sep-22	milligrams per litre (mg/L)	10	-	<1
Monthly	05-Oct-22	13-Oct-22	milligrams per litre (mg/L)	10	-	<1
Monthly	02-Nov-22	11-Nov-22	milligrams per litre (mg/L)	10	-	<1
Monthly	07-Dec-22	14-Dec-22	milligrams per litre (mg/L)	10	-	<1
Monthly	09-Jan-23	17-Jan-23	milligrams per litre (mg/L)	10	-	1
Monthly	01-Feb-23	09-Feb-23	milligrams per litre (mg/L)	10	-	1
Monthly	01-Mar-23	09-Mar-23	milligrams per litre (mg/L)	10	-	<1
Monthly	05-Apr-23	17-Apr-23	milligrams per litre (mg/L)	10	-	1
Monthly	03-May-23	10-May-23	milligrams per litre (mg/L)	10	15	1



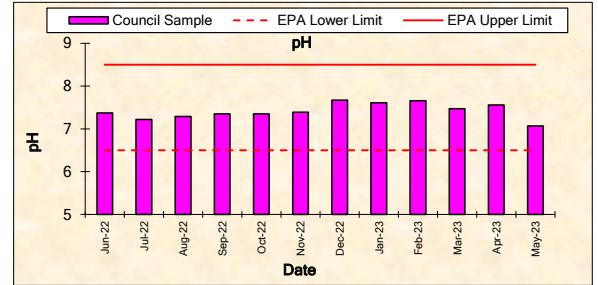
FAECAL COLIFORMS

Frequency	Date Sample Obtained	Date Result Obtained	Unit of Measurement	90th Percentile Limit*	100th Percentile Limit*	Council Sample
Monthly	01-Jun-22	09-Jun-22	colony forming units per 100 millilitres (cfu/100mL)	150	-	-1
Monthly	13-Jul-22	21-Jul-22	colony forming units per 100 millilitres (cfu/100mL)	150	-	10
Monthly	03-Aug-22	11-Aug-22	colony forming units per 100 millilitres (cfu/100mL)	150	-	-4
Monthly	07-Sep-22	15-Sep-22	colony forming units per 100 millilitres (cfu/100mL)	150	-	-1
Monthly	05-Oct-22	13-Oct-22	colony forming units per 100 millilitres (cfu/100mL)	150	-	<1
Monthly	02-Nov-22	11-Nov-22	colony forming units per 100 millilitres (cfu/100mL)	150	-	<1
Monthly	07-Dec-22	14-Dec-22	colony forming units per 100 millilitres (cfu/100mL)	150	-	11
Monthly	09-Jan-23	17-Jan-23	colony forming units per 100 millilitres (cfu/100mL)	150	-	-2
Monthly	01-Feb-23	09-Feb-23	colony forming units per 100 millilitres (cfu/100mL)	150	-	<1
Monthly	01-Mar-23	09-Mar-23	colony forming units per 100 millilitres (cfu/100mL)	150	-	47
Monthly	05-Apr-23	17-Apr-23	colony forming units per 100 millilitres (cfu/100mL)	150	-	640
Monthly	03-May-23	10-May-23	colony forming units per 100 millilitres (cfu/100mL)	150	500	-1



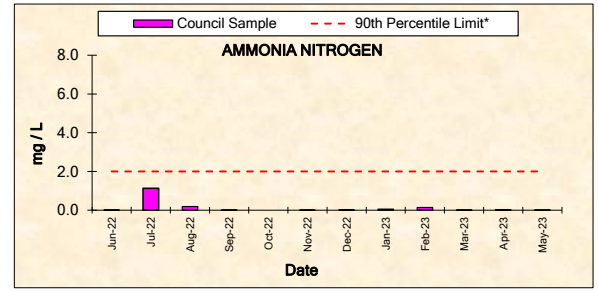
pH

Frequency	Date Sample Obtained	Date Result Obtained	Unit of Measurement	100th Percentile Limit	Council Sample
Monthly	01-Jun-22	09-Jun-22	pH	6.5 - 8.5	7.4
Monthly	13-Jul-22	21-Jul-22	pH	6.5 - 8.5	7.2
Monthly	03-Aug-22	11-Aug-22	pH	6.5 - 8.5	7.3
Monthly	07-Sep-22	15-Sep-22	pH	6.5 - 8.5	7.4
Monthly	05-Oct-22	13-Oct-22	pH	6.5 - 8.5	7.4
Monthly	02-Nov-22	11-Nov-22	pH	6.5 - 8.5	7.4
Monthly	07-Dec-22	14-Dec-22	pH	6.5 - 8.5	7.7
Monthly	09-Jan-23	17-Jan-23	pH	6.5 - 8.5	7.6
Monthly	01-Feb-23	09-Feb-23	pH	6.5 - 8.5	7.7
Monthly	01-Mar-23	09-Mar-23	pH	6.5 - 8.5	7.5
Monthly	05-Apr-23	17-Apr-23	pH	6.5 - 8.5	7.6
Monthly	03-May-23	10-May-23	pH	6.5 - 8.5	7.1



AMMONIA NITROGEN

Frequency	Date Sample Obtained	Date Result Obtained	Unit of Measurement	90th Percentile Limit*	100th Percentile Limit*	Council Sample
Monthly	01-Jun-22	09-Jun-22	milligrams per litre (mg/L)	2	-	0.01
Monthly	13-Jul-22	21-Jul-22	milligrams per litre (mg/L)	2	-	1.13
Monthly	03-Aug-22	11-Aug-22	milligrams per litre (mg/L)	2	-	0.19
Monthly	07-Sep-22	15-Sep-22	milligrams per litre (mg/L)	2	-	0.01
Monthly	05-Oct-22	13-Oct-22	milligrams per litre (mg/L)	2	-	<0.01
Monthly	02-Nov-22	11-Nov-22	milligrams per litre (mg/L)	2	-	0.01
Monthly	07-Dec-22	14-Dec-22	milligrams per litre (mg/L)	2	-	0.02
Monthly	09-Jan-23	17-Jan-23	milligrams per litre (mg/L)	2	-	0.05
Monthly	01-Feb-23	09-Feb-23	milligrams per litre (mg/L)	2	-	0.14
Monthly	01-Mar-23	09-Mar-23	milligrams per litre (mg/L)	2	-	0.01
Monthly	05-Apr-23	17-Apr-23	milligrams per litre (mg/L)	2	-	0.02
Monthly	03-May-23	10-May-23	milligrams per litre (mg/L)	2	5	0.01



* Note: 90th and 100th percentile limit compliance calculated on an annual basis

non-compliance notes:

Bomaderry Wastewater Treatment Plant - Monitoring Summary


Licensee: Shoalhaven City Council, Shoalhaven Water, PO Box 42 Nowra 2541
(New WwTP - REMS Discharge)

Environment Protection License No. 1735

EPA ID No. 8

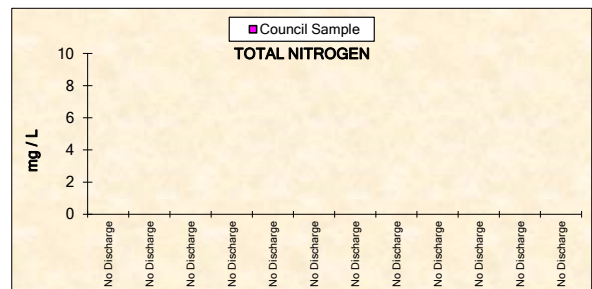
BOD

Frequency	Date Sample Obtained	Date Result Obtained	Unit of Measurement	EPA Limit	Council Sample	
Monthly	No Discharge	-	milligrams per litre (mg/L)	MONITORING	-	
Monthly	No Discharge	-	milligrams per litre (mg/L)		-	
Monthly	No Discharge	-	milligrams per litre (mg/L)		-	
Monthly	No Discharge	-	milligrams per litre (mg/L)		-	
Monthly	No Discharge	-	milligrams per litre (mg/L)		-	
Monthly	No Discharge	-	milligrams per litre (mg/L)		-	
Monthly	No Discharge	-	milligrams per litre (mg/L)		CONDITION	-
Monthly	No Discharge	-	milligrams per litre (mg/L)			-
Monthly	No Discharge	-	milligrams per litre (mg/L)			-
Monthly	No Discharge	-	milligrams per litre (mg/L)			-
Monthly	No Discharge	-	milligrams per litre (mg/L)	-		



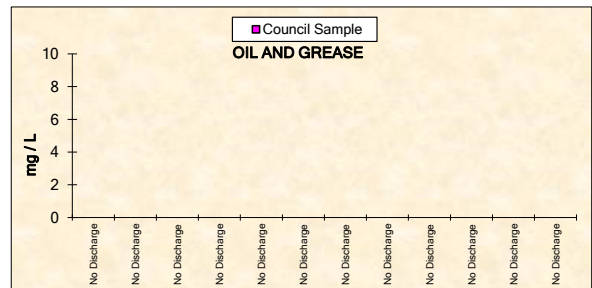
TOTAL NITROGEN

Frequency	Date Sample Obtained	Date Result Obtained	Unit of Measurement	EPA Limit	Council Sample	
Monthly	No Discharge	-	milligrams per litre (mg/L)	MONITORING	-	
Monthly	No Discharge	-	milligrams per litre (mg/L)		-	
Monthly	No Discharge	-	milligrams per litre (mg/L)		-	
Monthly	No Discharge	-	milligrams per litre (mg/L)		-	
Monthly	No Discharge	-	milligrams per litre (mg/L)		-	
Monthly	No Discharge	-	milligrams per litre (mg/L)		-	
Monthly	No Discharge	-	milligrams per litre (mg/L)		CONDITION	-
Monthly	No Discharge	-	milligrams per litre (mg/L)			-
Monthly	No Discharge	-	milligrams per litre (mg/L)			-
Monthly	No Discharge	-	milligrams per litre (mg/L)			-
Monthly	No Discharge	-	milligrams per litre (mg/L)	-		



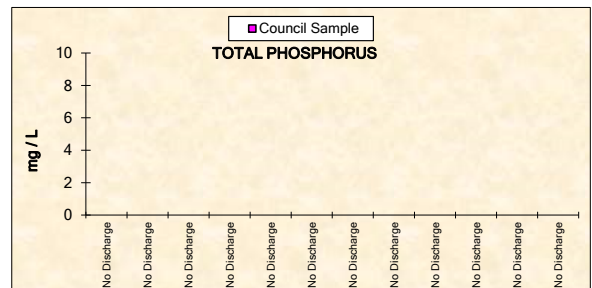
OIL AND GREASE

Frequency	Date Sample Obtained	Date Result Obtained	Unit of Measurement	EPA Limit	Council Sample	
Monthly	No Discharge	-	milligrams per litre (mg/L)	MONITORING	-	
Monthly	No Discharge	-	milligrams per litre (mg/L)		-	
Monthly	No Discharge	-	milligrams per litre (mg/L)		-	
Monthly	No Discharge	-	milligrams per litre (mg/L)		-	
Monthly	No Discharge	-	milligrams per litre (mg/L)		-	
Monthly	No Discharge	-	milligrams per litre (mg/L)		-	
Monthly	No Discharge	-	milligrams per litre (mg/L)		CONDITION	-
Monthly	No Discharge	-	milligrams per litre (mg/L)			-
Monthly	No Discharge	-	milligrams per litre (mg/L)			-
Monthly	No Discharge	-	milligrams per litre (mg/L)			-
Monthly	No Discharge	-	milligrams per litre (mg/L)	-		



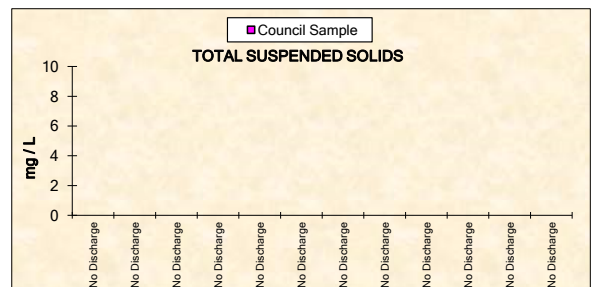
TOTAL PHOSPHORUS

Frequency	Date Sample Obtained	Date Result Obtained	Unit of Measurement	EPA Limit	Council Sample	
Monthly	No Discharge	-	milligrams per litre (mg/L)	MONITORING	-	
Monthly	No Discharge	-	milligrams per litre (mg/L)		-	
Monthly	No Discharge	-	milligrams per litre (mg/L)		-	
Monthly	No Discharge	-	milligrams per litre (mg/L)		-	
Monthly	No Discharge	-	milligrams per litre (mg/L)		-	
Monthly	No Discharge	-	milligrams per litre (mg/L)		-	
Monthly	No Discharge	-	milligrams per litre (mg/L)		CONDITION	-
Monthly	No Discharge	-	milligrams per litre (mg/L)			-
Monthly	No Discharge	-	milligrams per litre (mg/L)			-
Monthly	No Discharge	-	milligrams per litre (mg/L)			-
Monthly	No Discharge	-	milligrams per litre (mg/L)	-		



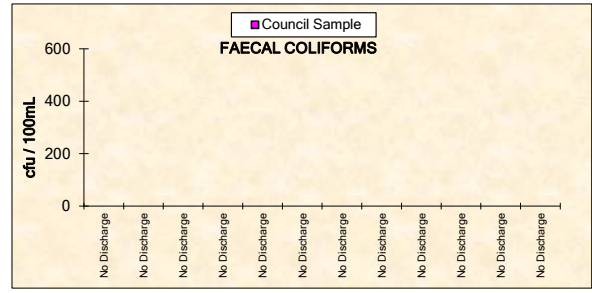
TOTAL SUSPENDED SOLIDS

Frequency	Date Sample Obtained	Date Result Obtained	Unit of Measurement	EPA Limit	Council Sample	
Monthly	No Discharge	-	milligrams per litre (mg/L)	MONITORING	-	
Monthly	No Discharge	-	milligrams per litre (mg/L)		-	
Monthly	No Discharge	-	milligrams per litre (mg/L)		-	
Monthly	No Discharge	-	milligrams per litre (mg/L)		-	
Monthly	No Discharge	-	milligrams per litre (mg/L)		-	
Monthly	No Discharge	-	milligrams per litre (mg/L)		-	
Monthly	No Discharge	-	milligrams per litre (mg/L)		CONDITION	-
Monthly	No Discharge	-	milligrams per litre (mg/L)			-
Monthly	No Discharge	-	milligrams per litre (mg/L)			-
Monthly	No Discharge	-	milligrams per litre (mg/L)			-
Monthly	No Discharge	-	milligrams per litre (mg/L)	-		



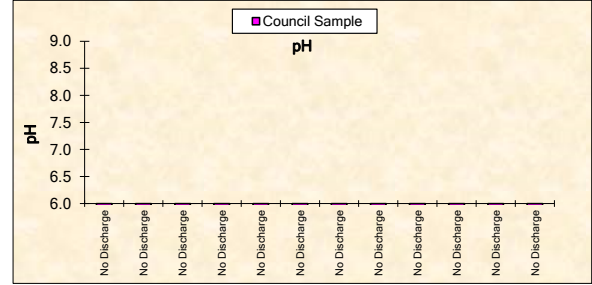
Faecal Coliforms

Frequency	Date Sample Obtained	Date Result Obtained	Unit of Measurement	EPA Limit	Council Sample	
Monthly	No Discharge	-	colony forming units per 100 millilitres (cfu/100mL)	MONITORING	-	
Monthly	No Discharge	-	colony forming units per 100 millilitres (cfu/100mL)		-	
Monthly	No Discharge	-	colony forming units per 100 millilitres (cfu/100mL)		-	
Monthly	No Discharge	-	colony forming units per 100 millilitres (cfu/100mL)		-	
Monthly	No Discharge	-	colony forming units per 100 millilitres (cfu/100mL)		-	
Monthly	No Discharge	-	colony forming units per 100 millilitres (cfu/100mL)		-	
Monthly	No Discharge	-	colony forming units per 100 millilitres (cfu/100mL)		CONDITION	-
Monthly	No Discharge	-	colony forming units per 100 millilitres (cfu/100mL)			-
Monthly	No Discharge	-	colony forming units per 100 millilitres (cfu/100mL)			-
Monthly	No Discharge	-	colony forming units per 100 millilitres (cfu/100mL)			-
Monthly	No Discharge	-	colony forming units per 100 millilitres (cfu/100mL)	-		
Monthly	No Discharge	-	colony forming units per 100 millilitres (cfu/100mL)	-		



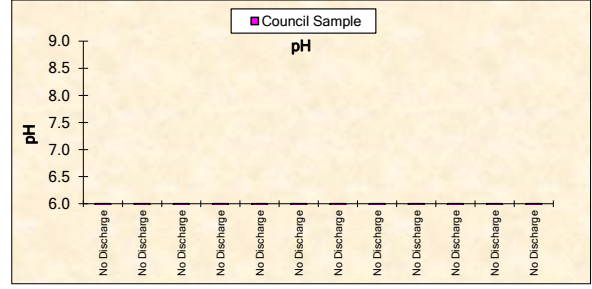
pH

Frequency	Date Sample Obtained	Date Result Obtained	Unit of Measurement	EPA Limit	Council Sample
Monthly	No Discharge	-	pH	MONITORING	-
Monthly	No Discharge	-	pH		-
Monthly	No Discharge	-	pH		-
Monthly	No Discharge	-	pH		-
Monthly	No Discharge	-	pH		-
Monthly	No Discharge	-	pH		-
Monthly	No Discharge	-	pH	CONDITION	-
Monthly	No Discharge	-	pH		-
Monthly	No Discharge	-	pH		-
Monthly	No Discharge	-	pH		-
Monthly	No Discharge	-	pH		-
Monthly	No Discharge	-	pH		-



AMMONIA NITROGEN

Frequency	Date Sample Obtained	Date Result Obtained	Unit of Measurement	EPA Limit	Council Sample
Monthly	No Discharge	-	milligrams per litre (mg/L)	MONITORING	-
Monthly	No Discharge	-	milligrams per litre (mg/L)		-
Monthly	No Discharge	-	milligrams per litre (mg/L)		-
Monthly	No Discharge	-	milligrams per litre (mg/L)		-
Monthly	No Discharge	-	milligrams per litre (mg/L)		-
Monthly	No Discharge	-	milligrams per litre (mg/L)		-
Monthly	No Discharge	-	milligrams per litre (mg/L)	CONDITION	-
Monthly	No Discharge	-	milligrams per litre (mg/L)		-
Monthly	No Discharge	-	milligrams per litre (mg/L)		-
Monthly	No Discharge	-	milligrams per litre (mg/L)		-
Monthly	No Discharge	-	milligrams per litre (mg/L)		-
Monthly	No Discharge	-	milligrams per litre (mg/L)		-



non-compliance notes: