

# Ulladulla Wastewater Treatment Plant - Monitoring Summary

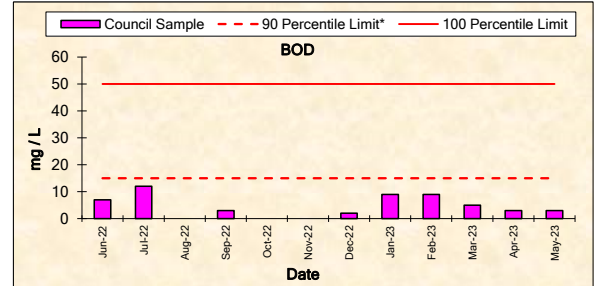
Licensee: Shoalhaven City Council, Shoalhaven Water, PO Box 42 Nowra 2541

Environment Protection License No. 446

EPA ID No. 5

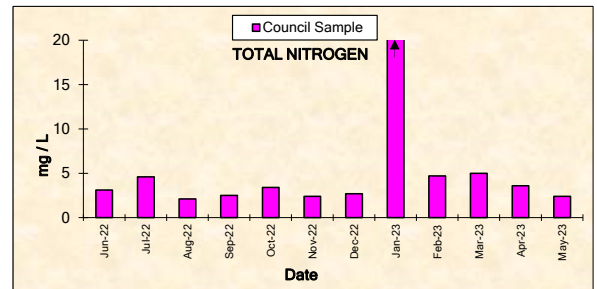
## BOD

Frequency	Date Sample Obtained	Date Result Obtained	Unit of Measurement	90 Percentile Limit*	100 Percentile Limit	Council Sample
Monthly	01-Jun-22	09-Jun-22	milligrams per litre (mg/L)	15	50	7
Monthly	13-Jul-22	21-Jul-22	milligrams per litre (mg/L)	15	50	12
Monthly	03-Aug-22	11-Aug-22	milligrams per litre (mg/L)	15	50	<2
Monthly	07-Sep-22	15-Sep-22	milligrams per litre (mg/L)	15	50	3
Monthly	05-Oct-22	13-Oct-22	milligrams per litre (mg/L)	15	50	<2
Monthly	02-Nov-22	15-Nov-22	milligrams per litre (mg/L)	15	50	<2
Monthly	07-Dec-22	15-Dec-22	milligrams per litre (mg/L)	15	50	2
Monthly	11-Jan-23	19-Jan-23	milligrams per litre (mg/L)	15	50	9
Monthly	01-Feb-23	09-Feb-23	milligrams per litre (mg/L)	15	50	9
Monthly	01-Mar-23	09-Mar-23	milligrams per litre (mg/L)	15	50	5
Monthly	05-Apr-23	17-Apr-23	milligrams per litre (mg/L)	15	50	3
Monthly	10-May-23	16-May-23	milligrams per litre (mg/L)	15	50	3



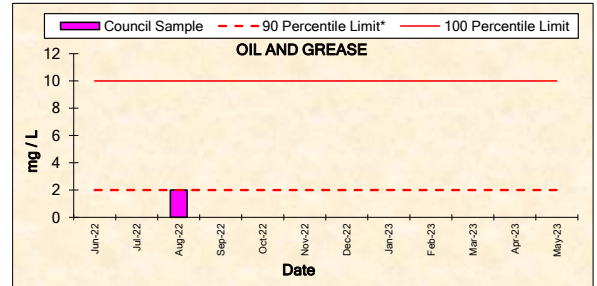
## TOTAL NITROGEN

Frequency	Date Sample Obtained	Date Result Obtained	Unit of Measurement	EPA Limit	Council Sample
Monthly	01-Jun-22	09-Jun-22	milligrams per litre (mg/L)	MONITORING	3.1
Monthly	13-Jul-22	21-Jul-22	milligrams per litre (mg/L)		4.6
Monthly	03-Aug-22	11-Aug-22	milligrams per litre (mg/L)		2.1
Monthly	07-Sep-22	15-Sep-22	milligrams per litre (mg/L)	CONDITION	2.5
Monthly	05-Oct-22	13-Oct-22	milligrams per litre (mg/L)		3.4
Monthly	02-Nov-22	15-Nov-22	milligrams per litre (mg/L)		2.4
Monthly	07-Dec-22	15-Dec-22	milligrams per litre (mg/L)		2.7
Monthly	11-Jan-23	19-Jan-23	milligrams per litre (mg/L)		38.5
Monthly	01-Feb-23	09-Feb-23	milligrams per litre (mg/L)		4.7
Monthly	01-Mar-23	09-Mar-23	milligrams per litre (mg/L)		5.0
Monthly	05-Apr-23	17-Apr-23	milligrams per litre (mg/L)		3.6
Monthly	10-May-23	16-May-23	milligrams per litre (mg/L)		2.4



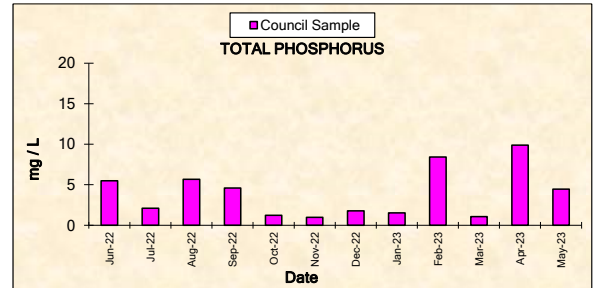
## OIL AND GREASE

Frequency	Date Sample Obtained	Date Result Obtained	Unit of Measurement	90 Percentile Limit*	100 Percentile Limit	Council Sample
Monthly	01-Jun-22	09-Jun-22	milligrams per litre (mg/L)	2	10	<1
Monthly	13-Jul-22	21-Jul-22	milligrams per litre (mg/L)	2	10	<1
Monthly	03-Aug-22	11-Aug-22	milligrams per litre (mg/L)	2	10	2
Monthly	07-Sep-22	15-Sep-22	milligrams per litre (mg/L)	2	10	<1
Monthly	05-Oct-22	13-Oct-22	milligrams per litre (mg/L)	2	10	<1
Monthly	02-Nov-22	15-Nov-22	milligrams per litre (mg/L)	2	10	<1
Monthly	07-Dec-22	15-Dec-22	milligrams per litre (mg/L)	2	10	<1
Monthly	11-Jan-23	19-Jan-23	milligrams per litre (mg/L)	2	10	<1
Monthly	01-Feb-23	09-Feb-23	milligrams per litre (mg/L)	2	10	<1
Monthly	01-Mar-23	09-Mar-23	milligrams per litre (mg/L)	2	10	<1
Monthly	05-Apr-23	17-Apr-23	milligrams per litre (mg/L)	2	10	<1
Monthly	10-May-23	16-May-23	milligrams per litre (mg/L)	2	10	<1



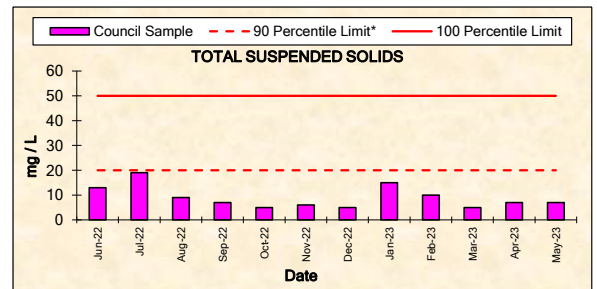
## TOTAL PHOSPHORUS

Frequency	Date Sample Obtained	Date Result Obtained	Unit of Measurement	EPA Limit	Council Sample
Monthly	01-Jun-22	09-Jun-22	milligrams per litre (mg/L)	MONITORING	5.5
Monthly	13-Jul-22	21-Jul-22	milligrams per litre (mg/L)		2.1
Monthly	03-Aug-22	11-Aug-22	milligrams per litre (mg/L)		5.7
Monthly	07-Sep-22	15-Sep-22	milligrams per litre (mg/L)	CONDITION	4.6
Monthly	05-Oct-22	13-Oct-22	milligrams per litre (mg/L)		1.2
Monthly	02-Nov-22	15-Nov-22	milligrams per litre (mg/L)		1.0
Monthly	07-Dec-22	15-Dec-22	milligrams per litre (mg/L)		1.8
Monthly	11-Jan-23	19-Jan-23	milligrams per litre (mg/L)		1.5
Monthly	01-Feb-23	09-Feb-23	milligrams per litre (mg/L)		8.4
Monthly	01-Mar-23	09-Mar-23	milligrams per litre (mg/L)		1.1
Monthly	05-Apr-23	17-Apr-23	milligrams per litre (mg/L)		9.9
Monthly	10-May-23	16-May-23	milligrams per litre (mg/L)		4.5



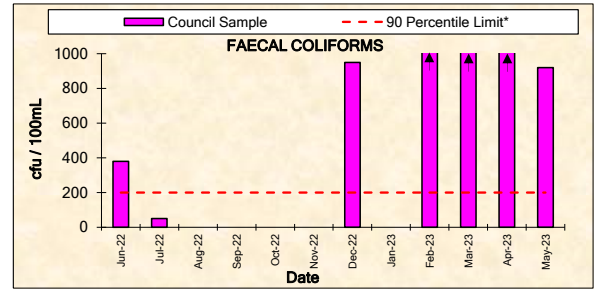
## TOTAL SUSPENDED SOLIDS

Frequency	Date Sample Obtained	Date Result Obtained	Unit of Measurement	90 Percentile Limit*	100 Percentile Limit	Council Sample
Monthly	01-Jun-22	09-Jun-22	milligrams per litre (mg/L)	20	50	13
Monthly	13-Jul-22	21-Jul-22	milligrams per litre (mg/L)	20	50	19
Monthly	03-Aug-22	11-Aug-22	milligrams per litre (mg/L)	20	50	9
Monthly	07-Sep-22	15-Sep-22	milligrams per litre (mg/L)	20	50	7
Monthly	05-Oct-22	13-Oct-22	milligrams per litre (mg/L)	20	50	5
Monthly	02-Nov-22	15-Nov-22	milligrams per litre (mg/L)	20	50	6
Monthly	07-Dec-22	15-Dec-22	milligrams per litre (mg/L)	20	50	5
Monthly	11-Jan-23	19-Jan-23	milligrams per litre (mg/L)	20	50	15
Monthly	01-Feb-23	09-Feb-23	milligrams per litre (mg/L)	20	50	10
Monthly	01-Mar-23	09-Mar-23	milligrams per litre (mg/L)	20	50	5
Monthly	05-Apr-23	17-Apr-23	milligrams per litre (mg/L)	20	50	7
Monthly	10-May-23	16-May-23	milligrams per litre (mg/L)	20	50	7



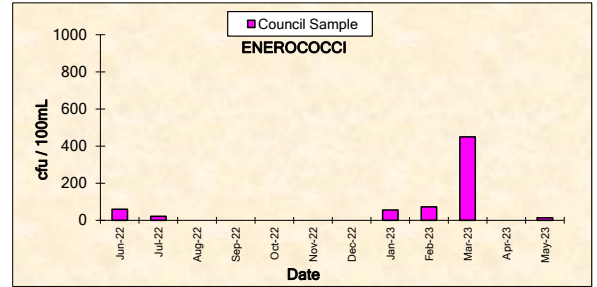
## FAECAL COLIFORMS

Frequency	Date Sample Obtained	Date Result Obtained	Unit of Measurement	90 Percentile Limit*	Council Sample
Special Frequency 1	01-Jun-22	09-Jun-22	colony forming units per 100 millilitres (cfu/100mL)	200	380
Special Frequency 1	13-Jul-22	21-Jul-22	colony forming units per 100 millilitres (cfu/100mL)	200	50
Special Frequency 1	03-Aug-22	11-Aug-22	colony forming units per 100 millilitres (cfu/100mL)	200	~3
Special Frequency 1	07-Sep-22	15-Sep-22	colony forming units per 100 millilitres (cfu/100mL)	200	~2
Special Frequency 1	05-Oct-22	13-Oct-22	colony forming units per 100 millilitres (cfu/100mL)	200	<1
Special Frequency 1	02-Nov-22	15-Nov-22	colony forming units per 100 millilitres (cfu/100mL)	200	<1
Special Frequency 1	07-Dec-22	15-Dec-22	colony forming units per 100 millilitres (cfu/100mL)	200	950
Special Frequency 1	11-Jan-23	19-Jan-23	colony forming units per 100 millilitres (cfu/100mL)	200	~30
Special Frequency 1	01-Feb-23	09-Feb-23	colony forming units per 100 millilitres (cfu/100mL)	200	3100
Special Frequency 1	01-Mar-23	09-Mar-23	colony forming units per 100 millilitres (cfu/100mL)	200	8700
Special Frequency 1	05-Apr-23	17-Apr-23	colony forming units per 100 millilitres (cfu/100mL)	200	1100
Special Frequency 1	10-May-23	16-May-23	colony forming units per 100 millilitres (cfu/100mL)	200	920



## ENTEROCOCCI

Frequency	Date Sample Obtained	Date Result Obtained	Unit of Measurement	EPA Limit	Council Sample
Special Frequency 1	01-Jun-22	09-Jun-22	colony forming units per 100 millilitres (cfu/100mL)	MONITORING	60
Special Frequency 1	13-Jul-22	21-Jul-22	colony forming units per 100 millilitres (cfu/100mL)		22
Special Frequency 1	03-Aug-22	11-Aug-22	colony forming units per 100 millilitres (cfu/100mL)		<1
Special Frequency 1	07-Sep-22	15-Sep-22	colony forming units per 100 millilitres (cfu/100mL)		<1
Special Frequency 1	05-Oct-22	13-Oct-22	colony forming units per 100 millilitres (cfu/100mL)		<1
Special Frequency 1	02-Nov-22	15-Nov-22	colony forming units per 100 millilitres (cfu/100mL)		<1
Special Frequency 1	07-Dec-22	15-Dec-22	colony forming units per 100 millilitres (cfu/100mL)	CONDITION	~6
Special Frequency 1	11-Jan-23	19-Jan-23	colony forming units per 100 millilitres (cfu/100mL)		56
Special Frequency 1	01-Feb-23	09-Feb-23	colony forming units per 100 millilitres (cfu/100mL)		73
Special Frequency 1	01-Mar-23	09-Mar-23	colony forming units per 100 millilitres (cfu/100mL)		450
Special Frequency 1	05-Apr-23	17-Apr-23	colony forming units per 100 millilitres (cfu/100mL)		~4
Special Frequency 1	10-May-23	16-May-23	colony forming units per 100 millilitres (cfu/100mL)		14



\* Note: 90th percentile limit compliance calculated on an annual basis

non-compliance notes: