

St Georges Basin Wastewater Treatment Plant - Monitoring Summary

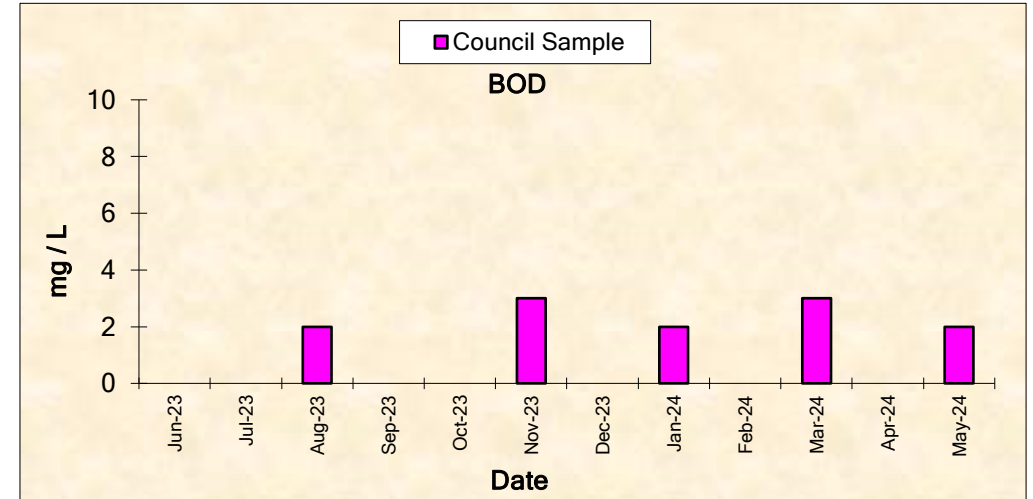
Licensee: Shoalhaven City Council, Shoalhaven Water, PO Box 42 Nowra 2541

Environment Protection Licence No. 2419

EPA ID No. 14

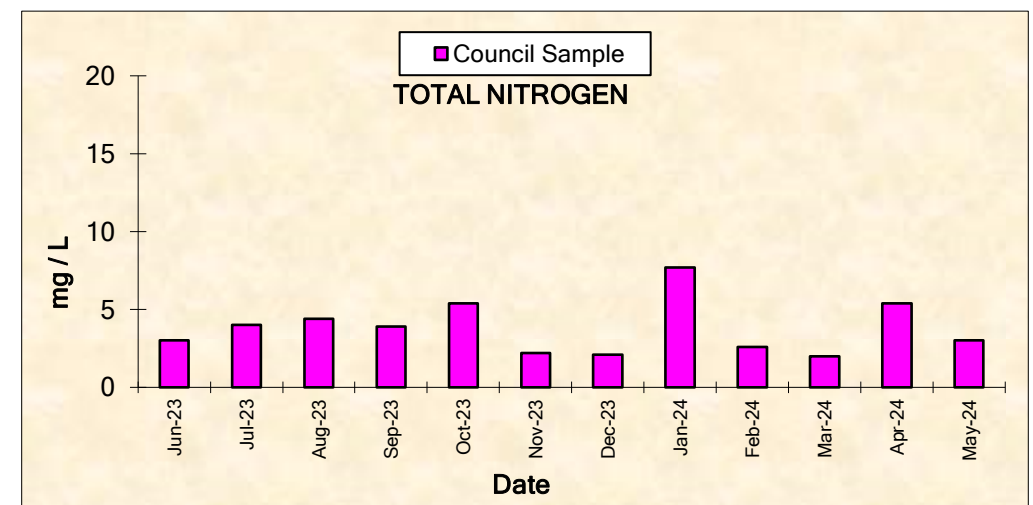
BOD

Frequency	Date Sample Obtained	Date Result Obtained	Unit of Measurement	EPA Limit	Council Sample	
Monthly	07-Jun-23	15-Jun-23	milligrams per litre (mg/L)	MONITORING	<2	
Monthly	05-Jul-23	12-Jul-23	milligrams per litre (mg/L)		<2	
Monthly	02-Aug-23	10-Aug-23	milligrams per litre (mg/L)		2	
Monthly	06-Sep-23	13-Sep-23	milligrams per litre (mg/L)		<2	
Monthly	04-Oct-23	11-Oct-23	milligrams per litre (mg/L)		<2	
Monthly	01-Nov-23	08-Nov-23	milligrams per litre (mg/L)		3	
Monthly	06-Dec-23	14-Dec-23	milligrams per litre (mg/L)		CONDITION	<2
Monthly	10-Jan-24	18-Jan-24	milligrams per litre (mg/L)			2
Monthly	21-Feb-24	29-Feb-24	milligrams per litre (mg/L)			<2
Monthly	06-Mar-24	14-Mar-24	milligrams per litre (mg/L)			3
Monthly	09-Apr-24	16-Apr-24	milligrams per litre (mg/L)			<2
Monthly	01-May-24	09-May-24	milligrams per litre (mg/L)			2



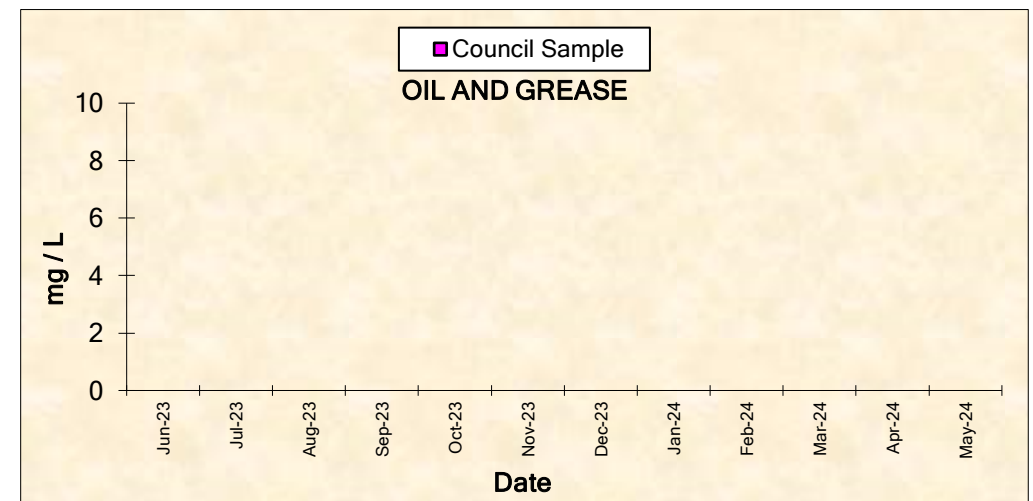
TOTAL NITROGEN

Frequency	Date Sample Obtained	Date Result Obtained	Unit of Measurement	EPA Limit	Council Sample
Monthly	07-Jun-23	15-Jun-23	milligrams per litre (mg/L)	MONITORING	3.0
Monthly	05-Jul-23	12-Jul-23	milligrams per litre (mg/L)		4.0
Monthly	02-Aug-23	10-Aug-23	milligrams per litre (mg/L)		4.4
Monthly	06-Sep-23	13-Sep-23	milligrams per litre (mg/L)		3.9
Monthly	04-Oct-23	11-Oct-23	milligrams per litre (mg/L)		5.4
Monthly	01-Nov-23	08-Nov-23	milligrams per litre (mg/L)		2.2
Monthly	06-Dec-23	14-Dec-23	milligrams per litre (mg/L)	CONDITION	2.1
Monthly	10-Jan-24	18-Jan-24	milligrams per litre (mg/L)		7.7
Monthly	21-Feb-24	29-Feb-24	milligrams per litre (mg/L)		2.6
Monthly	06-Mar-24	14-Mar-24	milligrams per litre (mg/L)		2.0
Monthly	09-Apr-24	16-Apr-24	milligrams per litre (mg/L)		5.4
Monthly	01-May-24	09-May-24	milligrams per litre (mg/L)		3.0



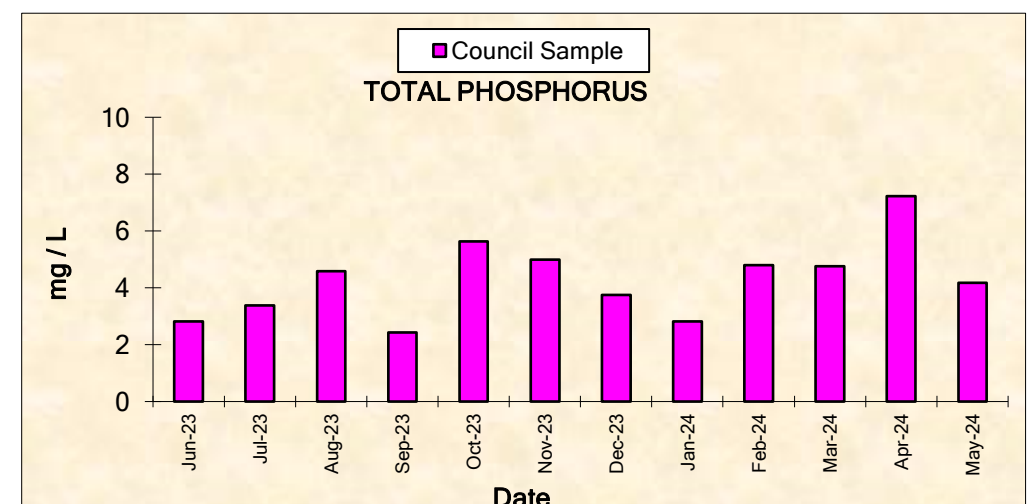
OIL AND GREASE

Frequency	Date Sample Obtained	Date Result Obtained	Unit of Measurement	EPA Limit	Council Sample
Monthly	07-Jun-23	15-Jun-23	milligrams per litre (mg/L)	MONITORING	<1
Monthly	05-Jul-23	12-Jul-23	milligrams per litre (mg/L)		<1
Monthly	02-Aug-23	10-Aug-23	milligrams per litre (mg/L)		<1
Monthly	06-Sep-23	13-Sep-23	milligrams per litre (mg/L)		<1
Monthly	04-Oct-23	11-Oct-23	milligrams per litre (mg/L)		<1
Monthly	01-Nov-23	08-Nov-23	milligrams per litre (mg/L)		<1
Monthly	06-Dec-23	14-Dec-23	milligrams per litre (mg/L)	CONDITION	<1
Monthly	10-Jan-24	18-Jan-24	milligrams per litre (mg/L)		<1
Monthly	21-Feb-24	29-Feb-24	milligrams per litre (mg/L)		<1
Monthly	06-Mar-24	14-Mar-24	milligrams per litre (mg/L)		<1
Monthly	09-Apr-24	16-Apr-24	milligrams per litre (mg/L)		<1
Monthly	01-May-24	09-May-24	milligrams per litre (mg/L)		<1



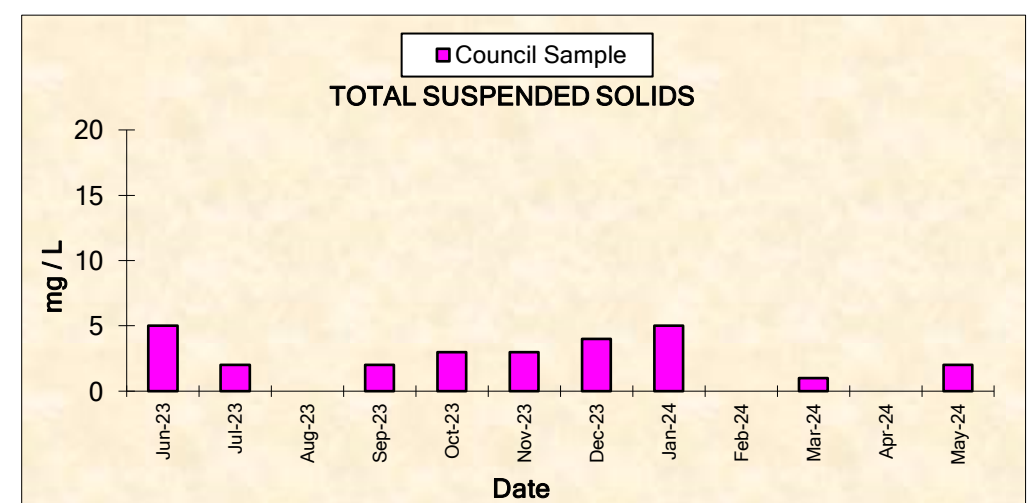
TOTAL PHOSPHORUS

Frequency	Date Sample Obtained	Date Result Obtained	Unit of Measurement	EPA Limit	Council Sample
Monthly	07-Jun-23	15-Jun-23	milligrams per litre (mg/L)	MONITORING	2.8
Monthly	05-Jul-23	12-Jul-23	milligrams per litre (mg/L)		3.4
Monthly	02-Aug-23	10-Aug-23	milligrams per litre (mg/L)		4.6
Monthly	06-Sep-23	13-Sep-23	milligrams per litre (mg/L)		2.4
Monthly	04-Oct-23	11-Oct-23	milligrams per litre (mg/L)		5.6
Monthly	01-Nov-23	08-Nov-23	milligrams per litre (mg/L)		5.0
Monthly	06-Dec-23	14-Dec-23	milligrams per litre (mg/L)	CONDITION	3.8
Monthly	10-Jan-24	18-Jan-24	milligrams per litre (mg/L)		2.8
Monthly	21-Feb-24	29-Feb-24	milligrams per litre (mg/L)		4.8
Monthly	06-Mar-24	14-Mar-24	milligrams per litre (mg/L)		4.8
Monthly	09-Apr-24	16-Apr-24	milligrams per litre (mg/L)		7.2
Monthly	01-May-24	09-May-24	milligrams per litre (mg/L)		4.2



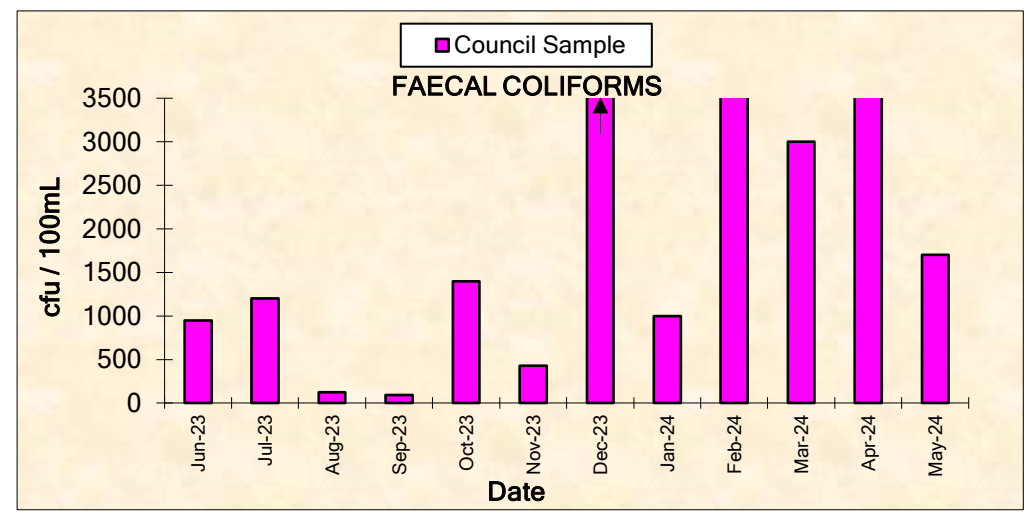
TOTAL SUSPENDED SOLIDS

Frequency	Date Sample Obtained	Date Result Obtained	Unit of Measurement	EPA Limit	Council Sample
Monthly	07-Jun-23	15-Jun-23	milligrams per litre (mg/L)	MONITORING	5
Monthly	05-Jul-23	12-Jul-23	milligrams per litre (mg/L)		2
Monthly	02-Aug-23	10-Aug-23	milligrams per litre (mg/L)		<1
Monthly	06-Sep-23	13-Sep-23	milligrams per litre (mg/L)		2
Monthly	04-Oct-23	11-Oct-23	milligrams per litre (mg/L)		3
Monthly	01-Nov-23	08-Nov-23	milligrams per litre (mg/L)		3
Monthly	06-Dec-23	14-Dec-23	milligrams per litre (mg/L)	CONDITION	4
Monthly	10-Jan-24	18-Jan-24	milligrams per litre (mg/L)		5
Monthly	21-Feb-24	29-Feb-24	milligrams per litre (mg/L)		<1
Monthly	06-Mar-24	14-Mar-24	milligrams per litre (mg/L)		1
Monthly	09-Apr-24	16-Apr-24	milligrams per litre (mg/L)		<1
Monthly	01-May-24	09-May-24	milligrams per litre (mg/L)		2



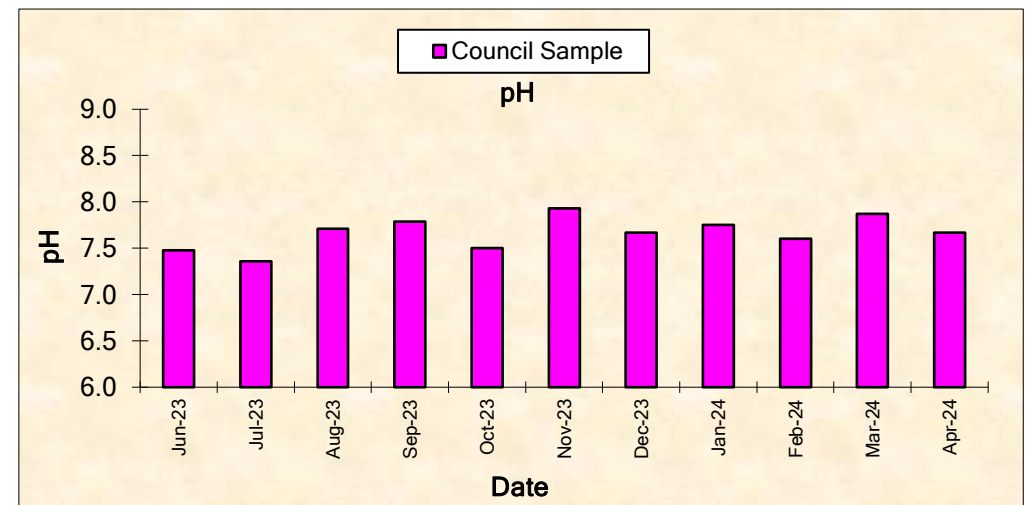
FAECAL COLIFORMS

Frequency	Date Sample Obtained	Date Result Obtained	Unit of Measurement	EPA Limit	Council Sample
Monthly	07-Jun-23	15-Jun-23	colony forming units per 100 millilitres (cfu/100mL)	MONITORING	950
Monthly	05-Jul-23	12-Jul-23	colony forming units per 100 millilitres (cfu/100mL)		1200
Monthly	02-Aug-23	10-Aug-23	colony forming units per 100 millilitres (cfu/100mL)		120
Monthly	06-Sep-23	13-Sep-23	colony forming units per 100 millilitres (cfu/100mL)		91
Monthly	04-Oct-23	11-Oct-23	colony forming units per 100 millilitres (cfu/100mL)		1400
Monthly	01-Nov-23	08-Nov-23	colony forming units per 100 millilitres (cfu/100mL)		430
Monthly	06-Dec-23	14-Dec-23	colony forming units per 100 millilitres (cfu/100mL)		6700
Monthly	10-Jan-24	18-Jan-24	colony forming units per 100 millilitres (cfu/100mL)		1000
Monthly	21-Feb-24	29-Feb-24	colony forming units per 100 millilitres (cfu/100mL)		8800
Monthly	06-Mar-24	14-Mar-24	colony forming units per 100 millilitres (cfu/100mL)		3000
Monthly	09-Apr-24	16-Apr-24	colony forming units per 100 millilitres (cfu/100mL)		17000
Monthly	01-May-24	09-May-24	colony forming units per 100 millilitres (cfu/100mL)		1700



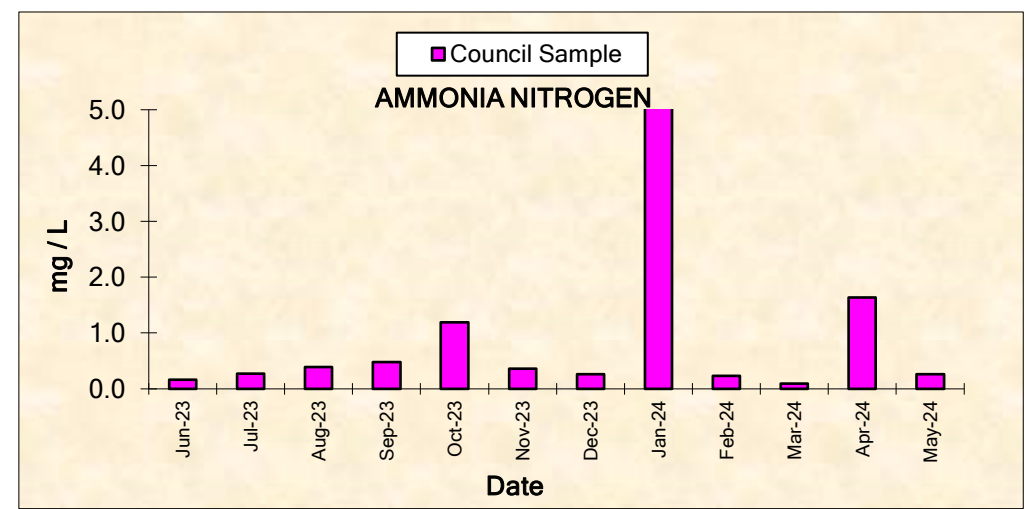
pH

Frequency	Date Sample Obtained	Date Result Obtained	Unit of Measurement	EPA Limit	Council Sample
Monthly	07-Jun-23	15-Jun-23	pH	MONITORING	7.5
Monthly	05-Jul-23	12-Jul-23	pH		7.4
Monthly	02-Aug-23	10-Aug-23	pH		7.7
Monthly	06-Sep-23	13-Sep-23	pH		7.8
Monthly	04-Oct-23	11-Oct-23	pH		7.5
Monthly	01-Nov-23	08-Nov-23	pH		7.9
Monthly	06-Dec-23	14-Dec-23	pH		7.7
Monthly	10-Jan-24	18-Jan-24	pH		7.8
Monthly	21-Feb-24	29-Feb-24	pH		7.6
Monthly	06-Mar-24	14-Mar-24	pH		7.9
Monthly	09-Apr-24	16-Apr-24	pH		7.7
Monthly	01-May-24	09-May-24	pH		7.7



AMMONIA NITROGEN

Frequency	Date Sample Obtained	Date Result Obtained	Unit of Measurement	EPA Limit	Council Sample
Monthly	07-Jun-23	15-Jun-23	milligrams per litre (mg/L)	MONITORING	0.16
Monthly	05-Jul-23	12-Jul-23	milligrams per litre (mg/L)		0.27
Monthly	02-Aug-23	10-Aug-23	milligrams per litre (mg/L)		0.39
Monthly	06-Sep-23	13-Sep-23	milligrams per litre (mg/L)		0.48
Monthly	04-Oct-23	11-Oct-23	milligrams per litre (mg/L)		1.19
Monthly	01-Nov-23	08-Nov-23	milligrams per litre (mg/L)		0.36
Monthly	06-Dec-23	14-Dec-23	milligrams per litre (mg/L)		0.26
Monthly	10-Jan-24	18-Jan-24	milligrams per litre (mg/L)		5.04
Monthly	21-Feb-24	29-Feb-24	milligrams per litre (mg/L)		0.23
Monthly	06-Mar-24	14-Mar-24	milligrams per litre (mg/L)		0.09
Monthly	09-Apr-24	16-Apr-24	milligrams per litre (mg/L)		1.64
Monthly	01-May-24	09-May-24	milligrams per litre (mg/L)		0.26



Vincentia Wastewater Treatment Plant - Monitoring Summary

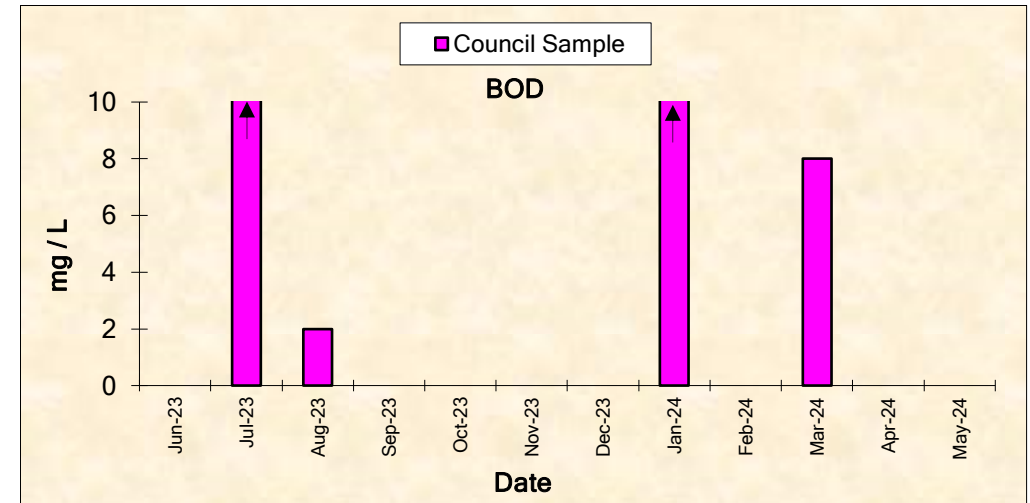
Licensee: Shoalhaven City Council, Shoalhaven Water, PO Box 42 Nowra 2541

Environment Protection Licence No. 2419

EPA ID No. 15

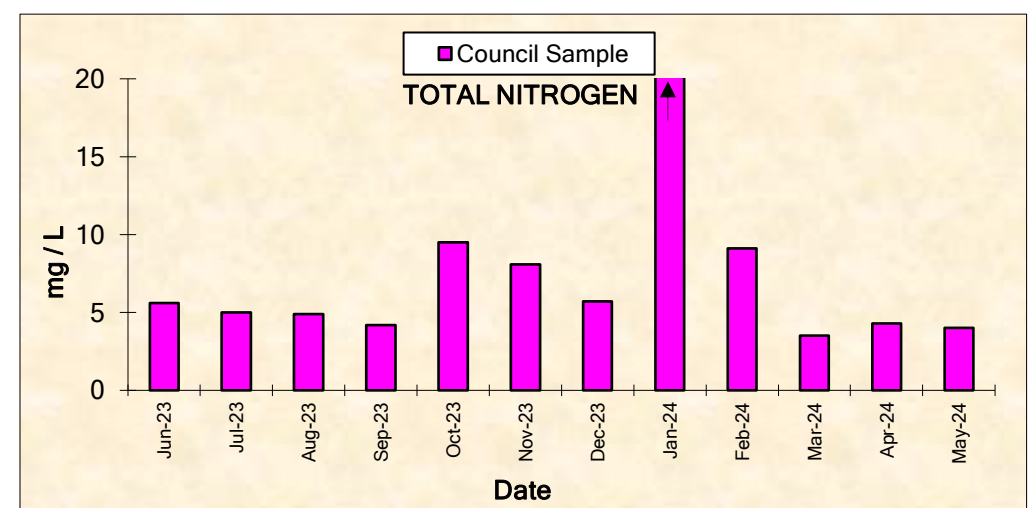
BOD

Frequency	Date Sample Obtained	Date Result Obtained	Unit of Measurement	EPA Limit	Council Sample
Monthly	07-Jun-23	15-Jun-23	milligrams per litre (mg/L)	MONITORING	<2
Monthly	05-Jul-23	12-Jul-23	milligrams per litre (mg/L)		30
Monthly	09-Aug-23	16-Aug-23	milligrams per litre (mg/L)		2
Monthly	06-Sep-23	13-Sep-23	milligrams per litre (mg/L)		<2
Monthly	04-Oct-23	11-Oct-23	milligrams per litre (mg/L)	CONDITION	<2
Monthly	01-Nov-23	08-Nov-23	milligrams per litre (mg/L)		<2
Monthly	06-Dec-23	14-Dec-23	milligrams per litre (mg/L)		<2
Monthly	10-Jan-24	17-Jan-24	milligrams per litre (mg/L)		17
Monthly	07-Feb-24	15-Feb-24	milligrams per litre (mg/L)		<2
Monthly	06-Mar-24	14-Mar-24	milligrams per litre (mg/L)		8
Monthly	09-Apr-24	16-Apr-24	milligrams per litre (mg/L)		<2
Monthly	01-May-24	09-May-24	milligrams per litre (mg/L)		<2



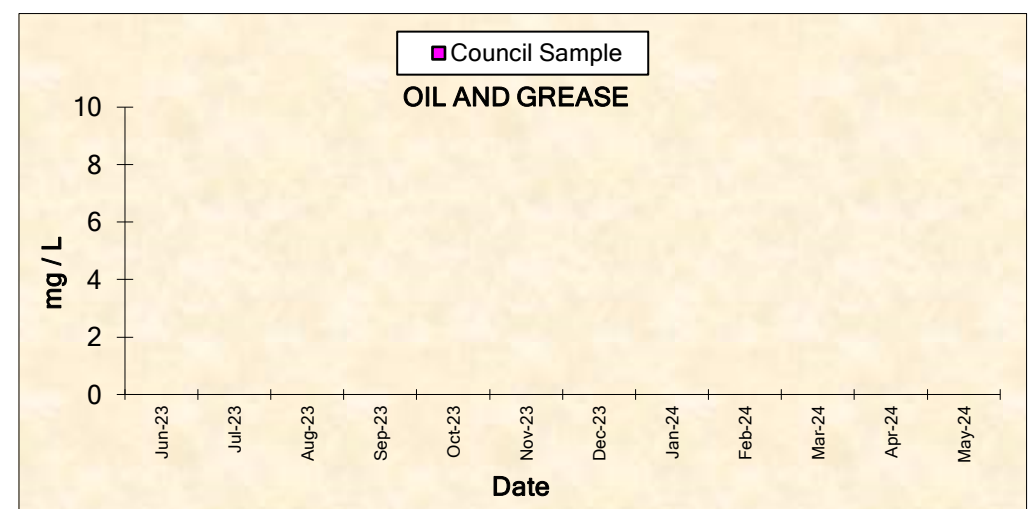
TOTAL NITROGEN

Frequency	Date Sample Obtained	Date Result Obtained	Unit of Measurement	EPA Limit	Council Sample
Monthly	07-Jun-23	15-Jun-23	milligrams per litre (mg/L)	MONITORING	5.6
Monthly	05-Jul-23	12-Jul-23	milligrams per litre (mg/L)		5.0
Monthly	09-Aug-23	16-Aug-23	milligrams per litre (mg/L)		4.9
Monthly	06-Sep-23	13-Sep-23	milligrams per litre (mg/L)		4.2
Monthly	04-Oct-23	11-Oct-23	milligrams per litre (mg/L)	CONDITION	9.5
Monthly	01-Nov-23	08-Nov-23	milligrams per litre (mg/L)		8.1
Monthly	06-Dec-23	14-Dec-23	milligrams per litre (mg/L)		5.7
Monthly	10-Jan-24	17-Jan-24	milligrams per litre (mg/L)		21.3
Monthly	07-Feb-24	15-Feb-24	milligrams per litre (mg/L)		9.1
Monthly	06-Mar-24	14-Mar-24	milligrams per litre (mg/L)		3.5
Monthly	09-Apr-24	16-Apr-24	milligrams per litre (mg/L)		4.3
Monthly	01-May-24	09-May-24	milligrams per litre (mg/L)		4.0



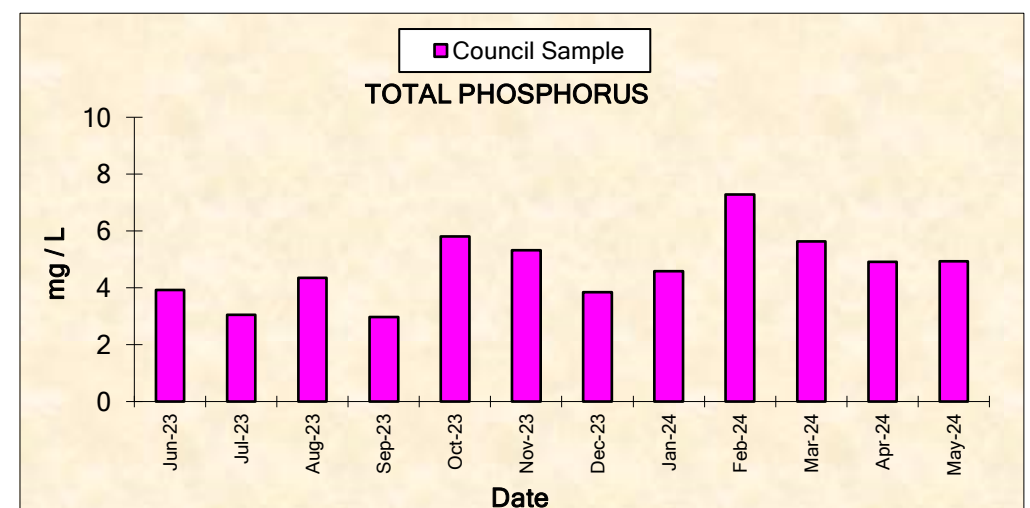
OIL AND GREASE

Frequency	Date Sample Obtained	Date Result Obtained	Unit of Measurement	EPA Limit	Council Sample
Monthly	07-Jun-23	15-Jun-23	milligrams per litre (mg/L)	MONITORING	<1
Monthly	05-Jul-23	12-Jul-23	milligrams per litre (mg/L)		<1
Monthly	09-Aug-23	16-Aug-23	milligrams per litre (mg/L)		<1
Monthly	06-Sep-23	13-Sep-23	milligrams per litre (mg/L)		<1
Monthly	04-Oct-23	11-Oct-23	milligrams per litre (mg/L)	CONDITION	<1
Monthly	01-Nov-23	08-Nov-23	milligrams per litre (mg/L)		<1
Monthly	06-Dec-23	14-Dec-23	milligrams per litre (mg/L)		<1
Monthly	10-Jan-24	17-Jan-24	milligrams per litre (mg/L)		<1
Monthly	07-Feb-24	15-Feb-24	milligrams per litre (mg/L)		<1
Monthly	06-Mar-24	14-Mar-24	milligrams per litre (mg/L)		<1
Monthly	09-Apr-24	16-Apr-24	milligrams per litre (mg/L)		<1
Monthly	01-May-24	09-May-24	milligrams per litre (mg/L)		<1



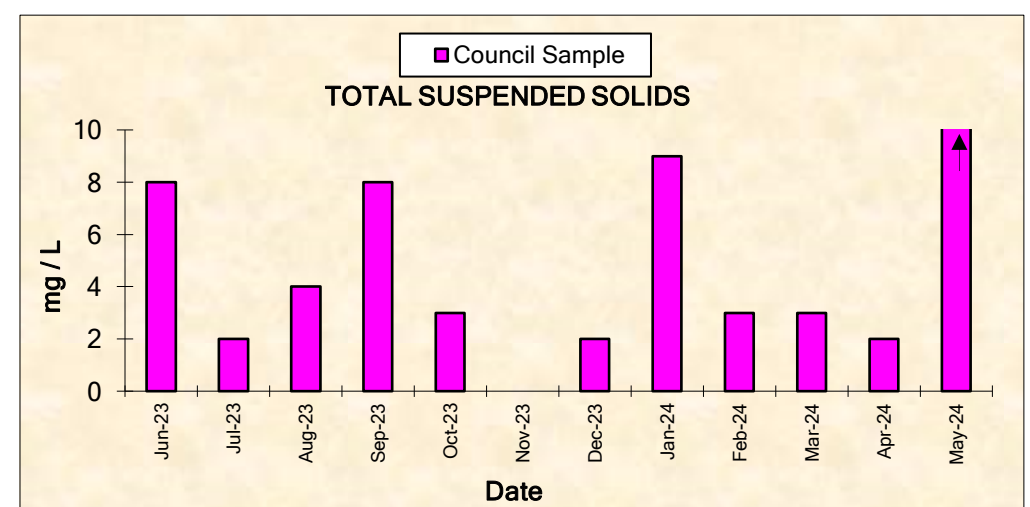
TOTAL PHOSPHORUS

Frequency	Date Sample Obtained	Date Result Obtained	Unit of Measurement	EPA Limit	Council Sample
Monthly	07-Jun-23	15-Jun-23	milligrams per litre (mg/L)	MONITORING	3.9
Monthly	05-Jul-23	12-Jul-23	milligrams per litre (mg/L)		3.1
Monthly	09-Aug-23	16-Aug-23	milligrams per litre (mg/L)		4.4
Monthly	06-Sep-23	13-Sep-23	milligrams per litre (mg/L)		3.0
Monthly	04-Oct-23	11-Oct-23	milligrams per litre (mg/L)	CONDITION	5.8
Monthly	01-Nov-23	08-Nov-23	milligrams per litre (mg/L)		5.3
Monthly	06-Dec-23	14-Dec-23	milligrams per litre (mg/L)		3.8
Monthly	10-Jan-24	17-Jan-24	milligrams per litre (mg/L)		4.6
Monthly	07-Feb-24	15-Feb-24	milligrams per litre (mg/L)		7.3
Monthly	06-Mar-24	14-Mar-24	milligrams per litre (mg/L)		5.6
Monthly	09-Apr-24	16-Apr-24	milligrams per litre (mg/L)		4.9
Monthly	01-May-24	09-May-24	milligrams per litre (mg/L)		4.9



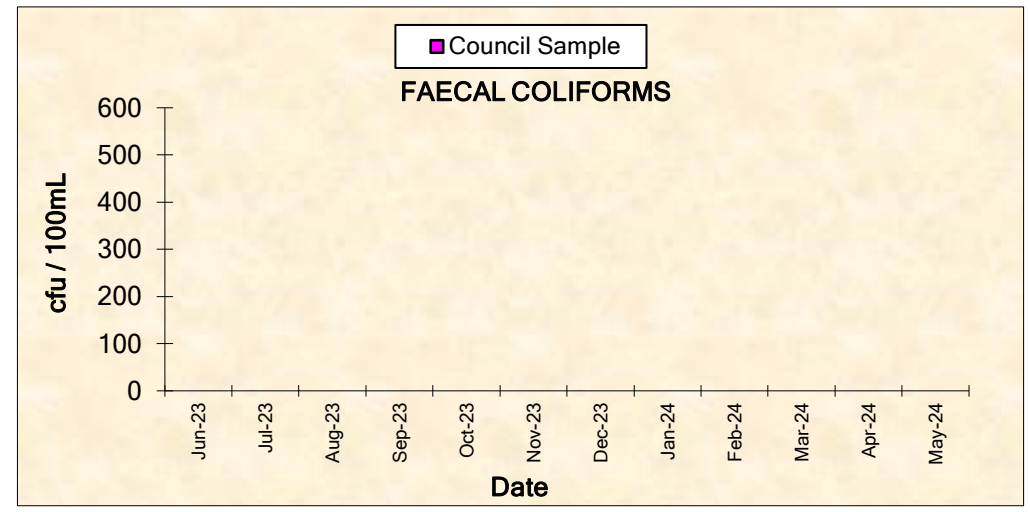
TOTAL SUSPENDED SOLIDS

Frequency	Date Sample Obtained	Date Result Obtained	Unit of Measurement	EPA Limit	Council Sample
Monthly	07-Jun-23	15-Jun-23	milligrams per litre (mg/L)	MONITORING	8
Monthly	05-Jul-23	12-Jul-23	milligrams per litre (mg/L)		2
Monthly	09-Aug-23	16-Aug-23	milligrams per litre (mg/L)		4
Monthly	06-Sep-23	13-Sep-23	milligrams per litre (mg/L)		8
Monthly	04-Oct-23	11-Oct-23	milligrams per litre (mg/L)	CONDITION	3
Monthly	01-Nov-23	08-Nov-23	milligrams per litre (mg/L)		<1
Monthly	06-Dec-23	14-Dec-23	milligrams per litre (mg/L)		2
Monthly	10-Jan-24	17-Jan-24	milligrams per litre (mg/L)		9
Monthly	07-Feb-24	15-Feb-24	milligrams per litre (mg/L)		3
Monthly	06-Mar-24	14-Mar-24	milligrams per litre (mg/L)		3
Monthly	09-Apr-24	16-Apr-24	milligrams per litre (mg/L)		2
Monthly	01-May-24	09-May-24	milligrams per litre (mg/L)		11



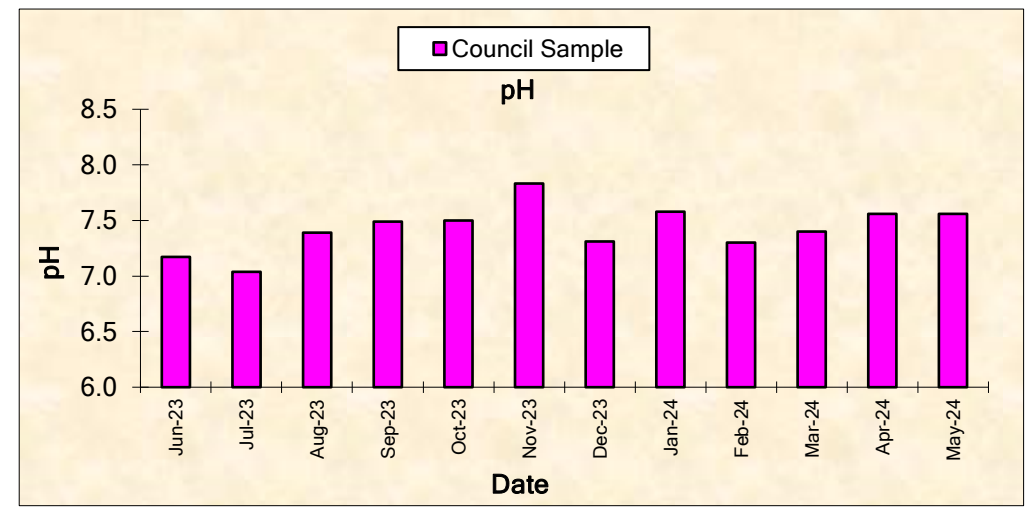
FAECAL COLIFORMS

Frequency	Date Sample Obtained	Date Result Obtained	Unit of Measurement	EPA Limit	Council Sample	
Monthly	07-Jun-23	15-Jun-23	colony forming units per 100 millilitres (cfu/100mL)	MONITORING	<1	
Monthly	05-Jul-23	12-Jul-23	colony forming units per 100 millilitres (cfu/100mL)		<1	
Monthly	09-Aug-23	16-Aug-23	colony forming units per 100 millilitres (cfu/100mL)		<1	
Monthly	06-Sep-23	13-Sep-23	colony forming units per 100 millilitres (cfu/100mL)		<1	
Monthly	04-Oct-23	11-Oct-23	colony forming units per 100 millilitres (cfu/100mL)		<1	
Monthly	01-Nov-23	08-Nov-23	colony forming units per 100 millilitres (cfu/100mL)		<1	
Monthly	06-Dec-23	14-Dec-23	colony forming units per 100 millilitres (cfu/100mL)		CONDITION	<1
Monthly	10-Jan-24	17-Jan-24	colony forming units per 100 millilitres (cfu/100mL)			~1
Monthly	07-Feb-24	15-Feb-24	colony forming units per 100 millilitres (cfu/100mL)			<1
Monthly	06-Mar-24	14-Mar-24	colony forming units per 100 millilitres (cfu/100mL)			~1
Monthly	09-Apr-24	16-Apr-24	colony forming units per 100 millilitres (cfu/100mL)			~3
Monthly	01-May-24	09-May-24	colony forming units per 100 millilitres (cfu/100mL)			<1



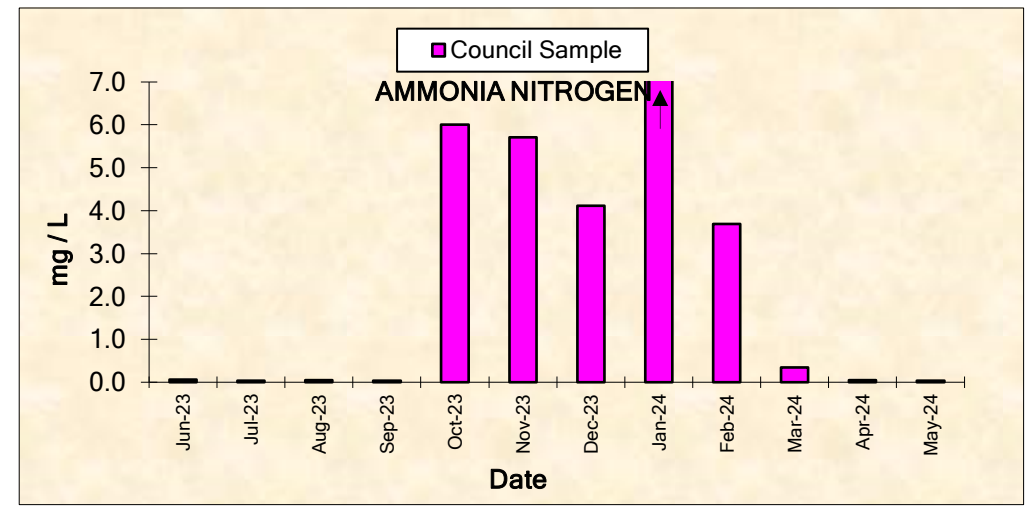
pH

Frequency	Date Sample Obtained	Date Result Obtained	Unit of Measurement	EPA Limit	Council Sample	
Monthly	07-Jun-23	15-Jun-23	pH	MONITORING	7.2	
Monthly	05-Jul-23	12-Jul-23	pH		7.0	
Monthly	09-Aug-23	16-Aug-23	pH		7.4	
Monthly	06-Sep-23	13-Sep-23	pH		7.5	
Monthly	04-Oct-23	11-Oct-23	pH		7.5	
Monthly	01-Nov-23	08-Nov-23	pH		7.8	
Monthly	06-Dec-23	14-Dec-23	pH		CONDITION	7.3
Monthly	10-Jan-24	17-Jan-24	pH			7.6
Monthly	07-Feb-24	15-Feb-24	pH			7.3
Monthly	06-Mar-24	14-Mar-24	pH			7.4
Monthly	09-Apr-24	16-Apr-24	pH			7.6
Monthly	01-May-24	09-May-24	pH			7.6



AMMONIA NITROGEN

Frequency	Date Sample Obtained	Date Result Obtained	Unit of Measurement	EPA Limit	Council Sample	
Monthly	07-Jun-23	15-Jun-23	milligrams per litre (mg/L)	MONITORING	0.06	
Monthly	05-Jul-23	12-Jul-23	milligrams per litre (mg/L)		0.03	
Monthly	09-Aug-23	16-Aug-23	milligrams per litre (mg/L)		0.05	
Monthly	06-Sep-23	13-Sep-23	milligrams per litre (mg/L)		0.04	
Monthly	04-Oct-23	11-Oct-23	milligrams per litre (mg/L)		6.00	
Monthly	01-Nov-23	08-Nov-23	milligrams per litre (mg/L)		5.71	
Monthly	06-Dec-23	14-Dec-23	milligrams per litre (mg/L)		CONDITION	4.12
Monthly	10-Jan-24	17-Jan-24	milligrams per litre (mg/L)			17.00
Monthly	07-Feb-24	15-Feb-24	milligrams per litre (mg/L)			3.69
Monthly	06-Mar-24	14-Mar-24	milligrams per litre (mg/L)			0.34
Monthly	09-Apr-24	16-Apr-24	milligrams per litre (mg/L)			0.05
Monthly	01-May-24	09-May-24	milligrams per litre (mg/L)			0.04



Culburra Wastewater Treatment Plant - Monitoring Summary


Licensee: Shoalhaven City Council, Shoalhaven Water, PO Box 42 Nowra 2541

Environment Protection Licence No. 2419

EPA ID No. 16

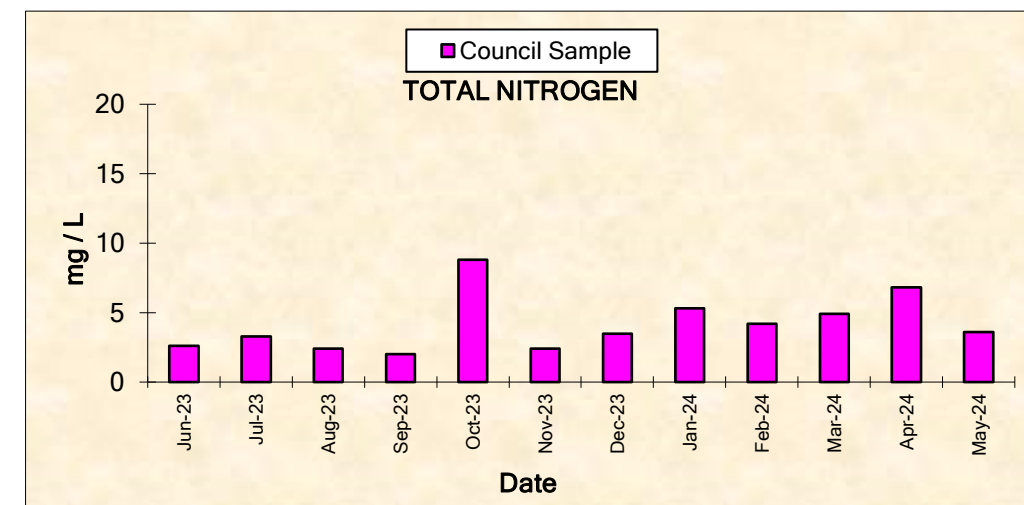
BOD

Frequency	Date Sample Obtained	Date Result Obtained	Unit of Measurement	EPA Limit	Council Sample	
Monthly	07-Jun-23	15-Jun-23	milligrams per litre (mg/L)	MONITORING	<2	
Monthly	05-Jul-23	12-Jul-23	milligrams per litre (mg/L)		<2	
Monthly	02-Aug-23	10-Aug-23	milligrams per litre (mg/L)		<2	
Monthly	06-Sep-23	13-Sep-23	milligrams per litre (mg/L)		<2	
Monthly	04-Oct-23	11-Oct-23	milligrams per litre (mg/L)		<2	
Monthly	01-Nov-23	08-Nov-23	milligrams per litre (mg/L)		<2	
Monthly	13-Dec-23	22-Dec-23	milligrams per litre (mg/L)		CONDITION	<2
Monthly	10-Jan-24	18-Jan-24	milligrams per litre (mg/L)			<2
Monthly	07-Feb-24	15-Feb-24	milligrams per litre (mg/L)			<2
Monthly	06-Mar-24	14-Mar-24	milligrams per litre (mg/L)			2
Monthly	09-Apr-24	16-Apr-24	milligrams per litre (mg/L)			<2
Monthly	01-May-24	09-May-24	milligrams per litre (mg/L)			3



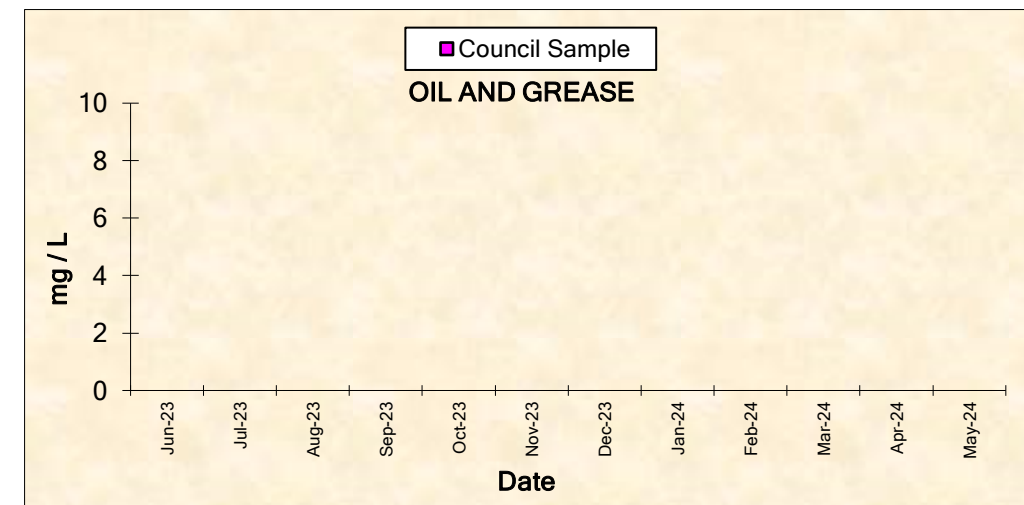
TOTAL NITROGEN

Frequency	Date Sample Obtained	Date Result Obtained	Unit of Measurement	EPA Limit	Council Sample
Monthly	07-Jun-23	15-Jun-23	milligrams per litre (mg/L)	MONITORING	2.6
Monthly	05-Jul-23	12-Jul-23	milligrams per litre (mg/L)		3.3
Monthly	02-Aug-23	10-Aug-23	milligrams per litre (mg/L)		2.4
Monthly	06-Sep-23	13-Sep-23	milligrams per litre (mg/L)		2.0
Monthly	04-Oct-23	11-Oct-23	milligrams per litre (mg/L)		8.8
Monthly	01-Nov-23	08-Nov-23	milligrams per litre (mg/L)		2.4
Monthly	13-Dec-23	22-Dec-23	milligrams per litre (mg/L)	CONDITION	3.5
Monthly	10-Jan-24	18-Jan-24	milligrams per litre (mg/L)		5.3
Monthly	07-Feb-24	15-Feb-24	milligrams per litre (mg/L)		4.2
Monthly	06-Mar-24	14-Mar-24	milligrams per litre (mg/L)		4.9
Monthly	09-Apr-24	16-Apr-24	milligrams per litre (mg/L)		6.8
Monthly	01-May-24	09-May-24	milligrams per litre (mg/L)		3.6



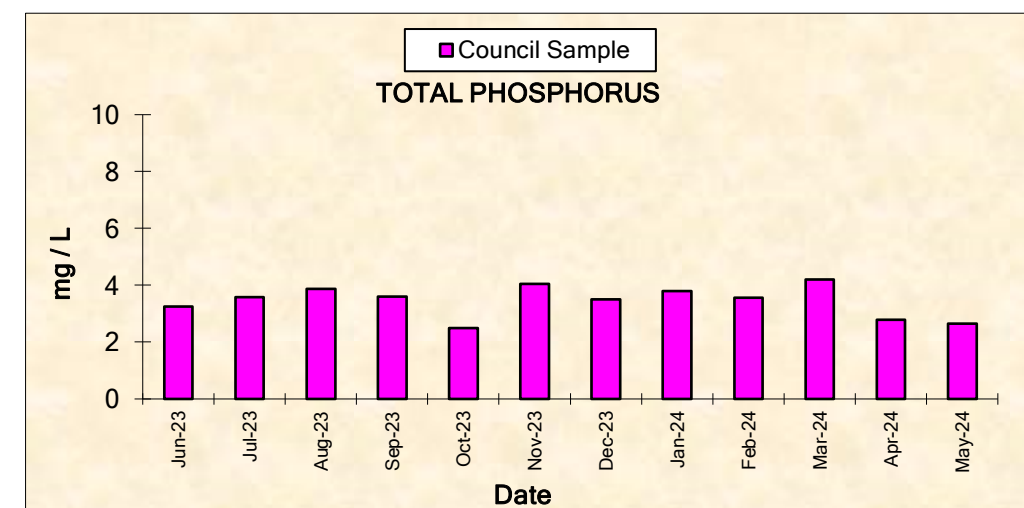
OIL AND GREASE

Frequency	Date Sample Obtained	Date Result Obtained	Unit of Measurement	EPA Limit	Council Sample
Monthly	07-Jun-23	15-Jun-23	milligrams per litre (mg/L)	MONITORING	<1
Monthly	05-Jul-23	12-Jul-23	milligrams per litre (mg/L)		<1
Monthly	02-Aug-23	10-Aug-23	milligrams per litre (mg/L)		<1
Monthly	06-Sep-23	13-Sep-23	milligrams per litre (mg/L)		<1
Monthly	04-Oct-23	11-Oct-23	milligrams per litre (mg/L)		<1
Monthly	01-Nov-23	08-Nov-23	milligrams per litre (mg/L)		<1
Monthly	13-Dec-23	22-Dec-23	milligrams per litre (mg/L)	CONDITION	<1
Monthly	10-Jan-24	18-Jan-24	milligrams per litre (mg/L)		<1
Monthly	07-Feb-24	15-Feb-24	milligrams per litre (mg/L)		<1
Monthly	06-Mar-24	14-Mar-24	milligrams per litre (mg/L)		<1
Monthly	09-Apr-24	16-Apr-24	milligrams per litre (mg/L)		<1
Monthly	01-May-24	09-May-24	milligrams per litre (mg/L)		<1



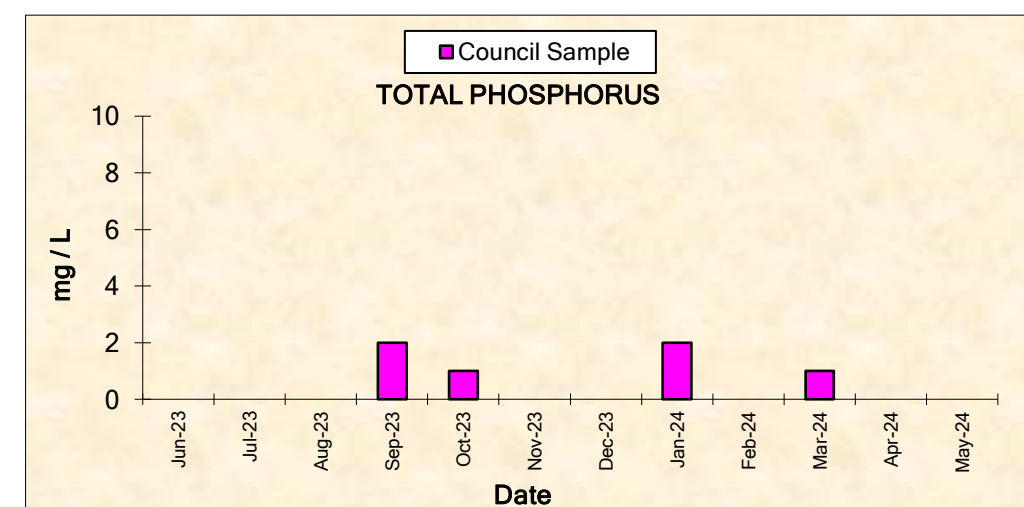
TOTAL PHOSPHORUS

Frequency	Date Sample Obtained	Date Result Obtained	Unit of Measurement	EPA Limit	Council Sample
Monthly	07-Jun-23	15-Jun-23	milligrams per litre (mg/L)	MONITORING	3.3
Monthly	05-Jul-23	12-Jul-23	milligrams per litre (mg/L)		3.6
Monthly	02-Aug-23	10-Aug-23	milligrams per litre (mg/L)		3.9
Monthly	06-Sep-23	13-Sep-23	milligrams per litre (mg/L)		3.6
Monthly	04-Oct-23	11-Oct-23	milligrams per litre (mg/L)		2.5
Monthly	01-Nov-23	08-Nov-23	milligrams per litre (mg/L)		4.0
Monthly	13-Dec-23	22-Dec-23	milligrams per litre (mg/L)	CONDITION	3.5
Monthly	10-Jan-24	18-Jan-24	milligrams per litre (mg/L)		3.8
Monthly	07-Feb-24	15-Feb-24	milligrams per litre (mg/L)		3.6
Monthly	06-Mar-24	14-Mar-24	milligrams per litre (mg/L)		4.2
Monthly	09-Apr-24	16-Apr-24	milligrams per litre (mg/L)		2.8
Monthly	01-May-24	09-May-24	milligrams per litre (mg/L)		2.6



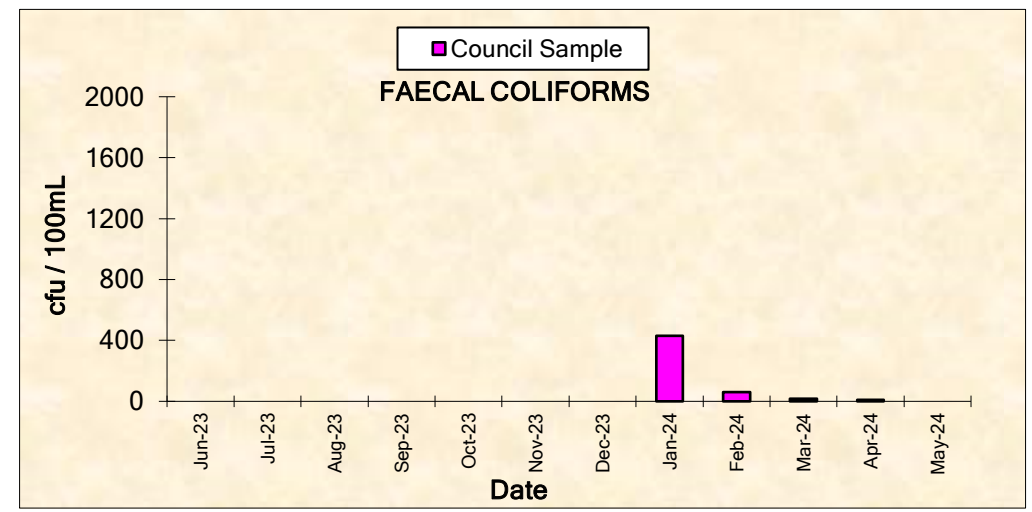
TOTAL SUSPENDED SOLIDS

Frequency	Date Sample Obtained	Date Result Obtained	Unit of Measurement	EPA Limit	Council Sample
Monthly	07-Jun-23	15-Jun-23	milligrams per litre (mg/L)	MONITORING	<1
Monthly	05-Jul-23	12-Jul-23	milligrams per litre (mg/L)		<1
Monthly	02-Aug-23	10-Aug-23	milligrams per litre (mg/L)		<1
Monthly	06-Sep-23	13-Sep-23	milligrams per litre (mg/L)		2
Monthly	04-Oct-23	11-Oct-23	milligrams per litre (mg/L)		1
Monthly	01-Nov-23	08-Nov-23	milligrams per litre (mg/L)		<1
Monthly	13-Dec-23	22-Dec-23	milligrams per litre (mg/L)	CONDITION	<1
Monthly	10-Jan-24	18-Jan-24	milligrams per litre (mg/L)		2
Monthly	07-Feb-24	15-Feb-24	milligrams per litre (mg/L)		<1
Monthly	06-Mar-24	14-Mar-24	milligrams per litre (mg/L)		1
Monthly	09-Apr-24	16-Apr-24	milligrams per litre (mg/L)		<1
Monthly	01-May-24	09-May-24	milligrams per litre (mg/L)		<1



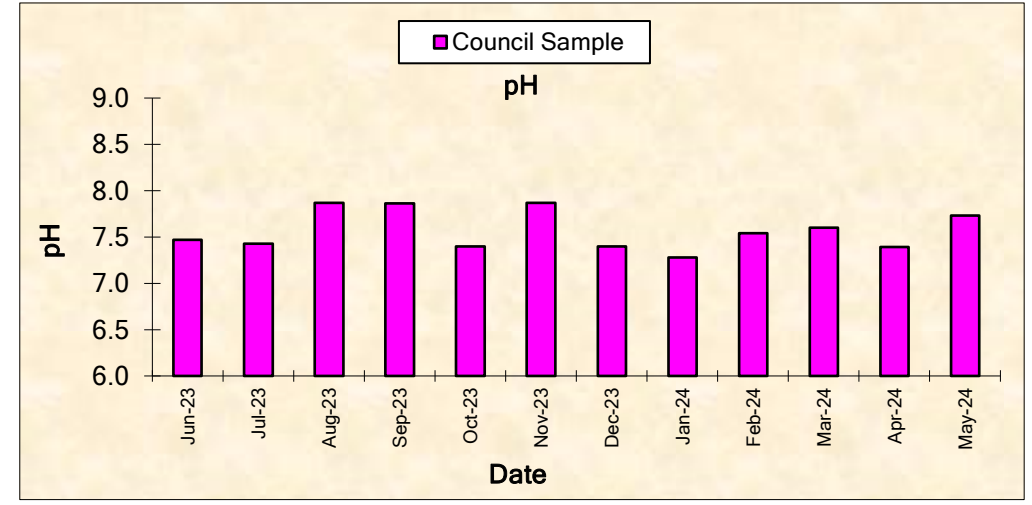
FAECAL COLIFORMS

Frequency	Date Sample Obtained	Date Result Obtained	Unit of Measurement	EPA Limit	Council Sample	
Monthly	07-Jun-23	15-Jun-23	colony forming units per 100 millilitres (cfu/100mL)	MONITORING	<1	
Monthly	05-Jul-23	12-Jul-23	colony forming units per 100 millilitres (cfu/100mL)		<1	
Monthly	02-Aug-23	10-Aug-23	colony forming units per 100 millilitres (cfu/100mL)		<1	
Monthly	06-Sep-23	13-Sep-23	colony forming units per 100 millilitres (cfu/100mL)		<1	
Monthly	04-Oct-23	11-Oct-23	colony forming units per 100 millilitres (cfu/100mL)		<1	
Monthly	01-Nov-23	08-Nov-23	colony forming units per 100 millilitres (cfu/100mL)		<1	
Monthly	13-Dec-23	22-Dec-23	colony forming units per 100 millilitres (cfu/100mL)		CONDITION	<1
Monthly	10-Jan-24	18-Jan-24	colony forming units per 100 millilitres (cfu/100mL)			430
Monthly	07-Feb-24	15-Feb-24	colony forming units per 100 millilitres (cfu/100mL)			60
Monthly	06-Mar-24	14-Mar-24	colony forming units per 100 millilitres (cfu/100mL)			18
Monthly	09-Apr-24	16-Apr-24	colony forming units per 100 millilitres (cfu/100mL)			10
Monthly	01-May-24	09-May-24	colony forming units per 100 millilitres (cfu/100mL)			<1



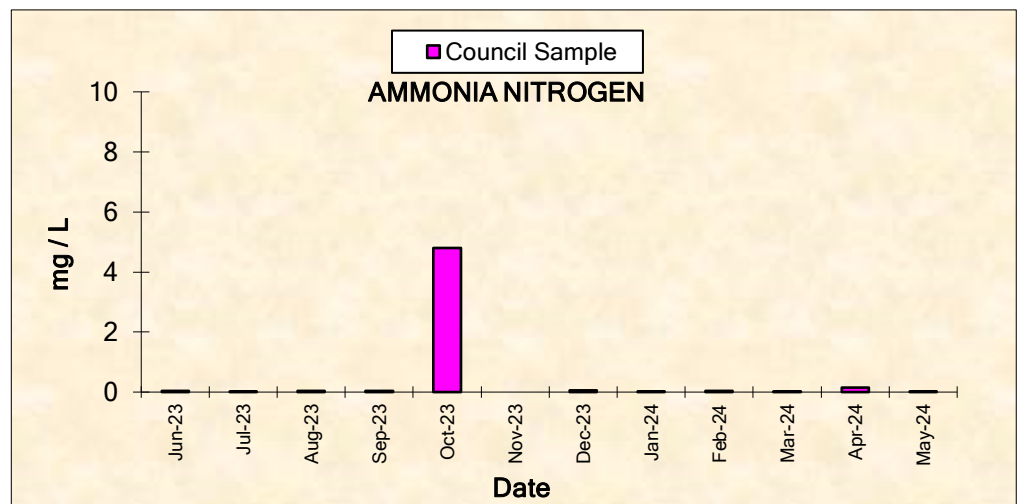
pH

Frequency	Date Sample Obtained	Date Result Obtained	Unit of Measurement	EPA Limit	Council Sample	
Monthly	07-Jun-23	15-Jun-23	pH	MONITORING	7.5	
Monthly	05-Jul-23	12-Jul-23	pH		7.4	
Monthly	02-Aug-23	10-Aug-23	pH		7.9	
Monthly	06-Sep-23	13-Sep-23	pH		7.9	
Monthly	04-Oct-23	11-Oct-23	pH		7.4	
Monthly	01-Nov-23	08-Nov-23	pH		7.9	
Monthly	13-Dec-23	22-Dec-23	pH		CONDITION	7.4
Monthly	10-Jan-24	18-Jan-24	pH			7.3
Monthly	07-Feb-24	15-Feb-24	pH			7.5
Monthly	06-Mar-24	14-Mar-24	pH			7.6
Monthly	09-Apr-24	16-Apr-24	pH			7.4
Monthly	01-May-24	09-May-24	pH			7.7



AMMONIA NITROGEN

Frequency	Date Sample Obtained	Date Result Obtained	Unit of Measurement	EPA Limit	Council Sample	
Monthly	07-Jun-23	15-Jun-23	milligrams per litre (mg/L)	MONITORING	0.03	
Monthly	05-Jul-23	12-Jul-23	milligrams per litre (mg/L)		0.01	
Monthly	02-Aug-23	10-Aug-23	milligrams per litre (mg/L)		0.03	
Monthly	06-Sep-23	13-Sep-23	milligrams per litre (mg/L)		0.03	
Monthly	04-Oct-23	11-Oct-23	milligrams per litre (mg/L)		4.80	
Monthly	01-Nov-23	08-Nov-23	milligrams per litre (mg/L)		CONDITION	<0.01
Monthly	13-Dec-23	22-Dec-23	milligrams per litre (mg/L)			0.05
Monthly	10-Jan-24	18-Jan-24	milligrams per litre (mg/L)			0.02
Monthly	07-Feb-24	15-Feb-24	milligrams per litre (mg/L)			0.03
Monthly	06-Mar-24	14-Mar-24	milligrams per litre (mg/L)			0.01
Monthly	09-Apr-24	16-Apr-24	milligrams per litre (mg/L)			0.15
Monthly	01-May-24	09-May-24	milligrams per litre (mg/L)		0.02	



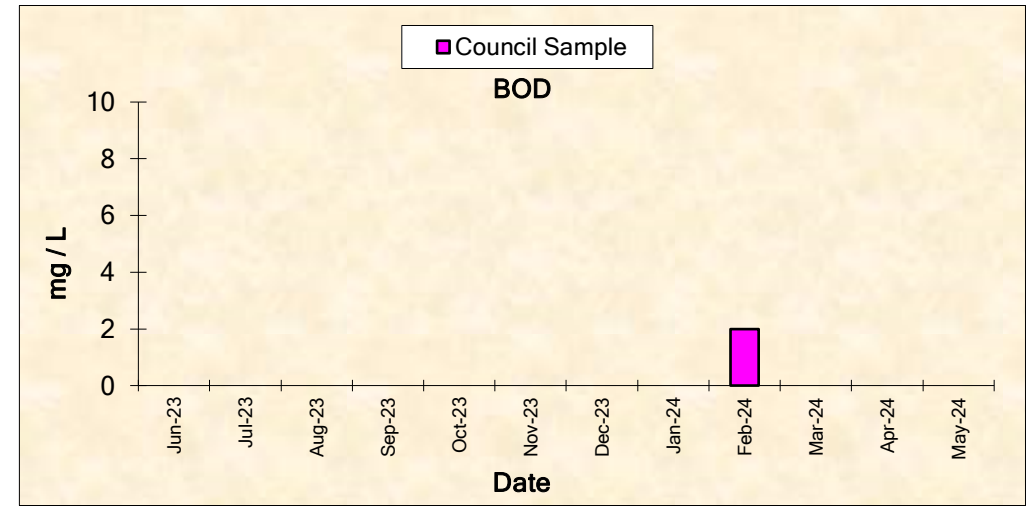
Callala Wastewater Treatment Plant - Monitoring Summary

Licensee: Shoalhaven City Council, Shoalhaven Water, PO Box 42 Nowra 2541

Environment Protection Licence No. 2419
EPA ID No. 17

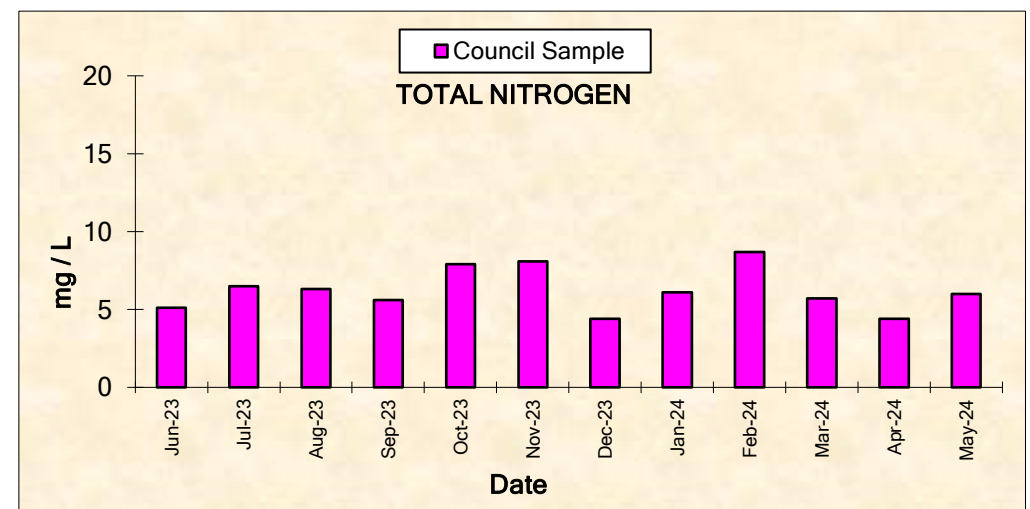
BOD

Frequency	Date Sample Obtained	Date Result Obtained	Unit of Measurement	EPA Limit	Council Sample	
Monthly	07-Jun-23	15-Jun-23	milligrams per litre (mg/L)	MONITORING	<2	
Monthly	05-Jul-23	12-Jul-23	milligrams per litre (mg/L)		<2	
Monthly	02-Aug-23	10-Aug-23	milligrams per litre (mg/L)		<2	
Monthly	06-Sep-23	13-Sep-23	milligrams per litre (mg/L)		<2	
Monthly	04-Oct-23	11-Oct-23	milligrams per litre (mg/L)		<2	
Monthly	01-Nov-23	08-Nov-23	milligrams per litre (mg/L)		<2	
Monthly	14-Dec-23	22-Dec-23	milligrams per litre (mg/L)		CONDITIONS	<2
Monthly	22-Jan-24	30-Jan-24	milligrams per litre (mg/L)			<2
Monthly	07-Feb-24	15-Feb-24	milligrams per litre (mg/L)			2
Monthly	06-Mar-24	14-Mar-24	milligrams per litre (mg/L)			<2
Monthly	09-Apr-24	16-Apr-24	milligrams per litre (mg/L)			<2
Monthly	01-May-24	09-May-24	milligrams per litre (mg/L)		<2	



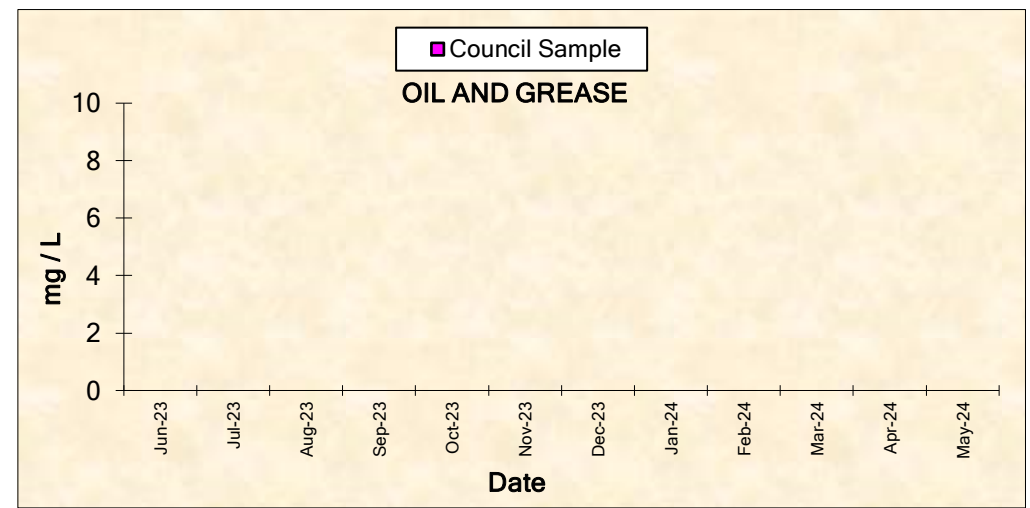
TOTAL NITROGEN

Frequency	Date Sample Obtained	Date Result Obtained	Unit of Measurement	EPA Limit	Council Sample
Monthly	07-Jun-23	15-Jun-23	milligrams per litre (mg/L)	MONITORING	5.1
Monthly	05-Jul-23	12-Jul-23	milligrams per litre (mg/L)		6.5
Monthly	02-Aug-23	10-Aug-23	milligrams per litre (mg/L)		6.3
Monthly	06-Sep-23	13-Sep-23	milligrams per litre (mg/L)		5.6
Monthly	04-Oct-23	11-Oct-23	milligrams per litre (mg/L)		7.9
Monthly	01-Nov-23	08-Nov-23	milligrams per litre (mg/L)	CONDITIONS	8.1
Monthly	14-Dec-23	22-Dec-23	milligrams per litre (mg/L)		4.4
Monthly	22-Jan-24	30-Jan-24	milligrams per litre (mg/L)		6.1
Monthly	07-Feb-24	15-Feb-24	milligrams per litre (mg/L)		8.7
Monthly	06-Mar-24	14-Mar-24	milligrams per litre (mg/L)		5.7
Monthly	09-Apr-24	16-Apr-24	milligrams per litre (mg/L)	4.4	
Monthly	01-May-24	09-May-24	milligrams per litre (mg/L)	6.0	



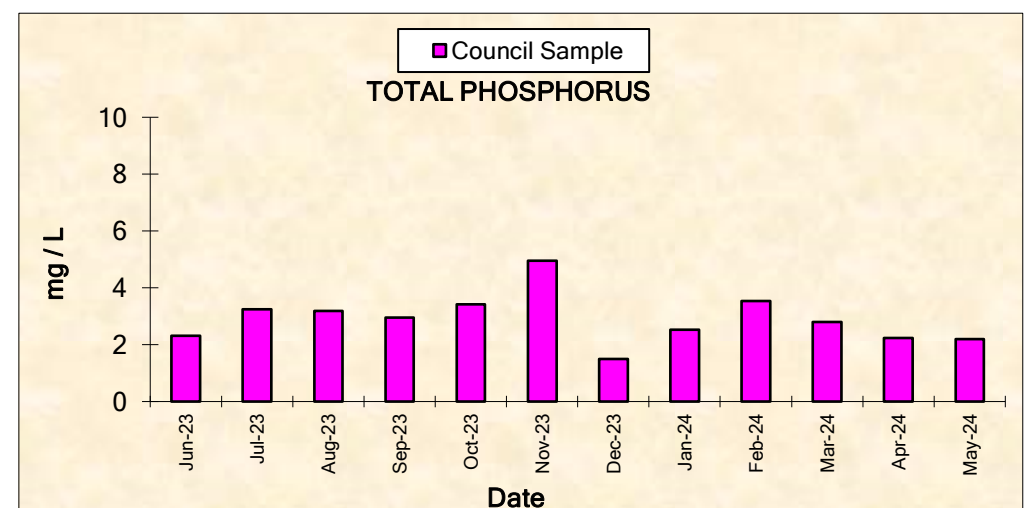
OIL AND GREASE

Frequency	Date Sample Obtained	Date Result Obtained	Unit of Measurement	EPA Limit	Council Sample
Monthly	07-Jun-23	15-Jun-23	milligrams per litre (mg/L)	MONITORING	<1
Monthly	05-Jul-23	12-Jul-23	milligrams per litre (mg/L)		<1
Monthly	02-Aug-23	10-Aug-23	milligrams per litre (mg/L)		<1
Monthly	06-Sep-23	13-Sep-23	milligrams per litre (mg/L)		<1
Monthly	04-Oct-23	11-Oct-23	milligrams per litre (mg/L)		<1
Monthly	01-Nov-23	08-Nov-23	milligrams per litre (mg/L)	CONDITIONS	<1
Monthly	14-Dec-23	22-Dec-23	milligrams per litre (mg/L)		<1
Monthly	22-Jan-24	30-Jan-24	milligrams per litre (mg/L)		<1
Monthly	07-Feb-24	15-Feb-24	milligrams per litre (mg/L)		<1
Monthly	06-Mar-24	14-Mar-24	milligrams per litre (mg/L)		<1
Monthly	09-Apr-24	16-Apr-24	milligrams per litre (mg/L)	<1	
Monthly	01-May-24	09-May-24	milligrams per litre (mg/L)	<1	



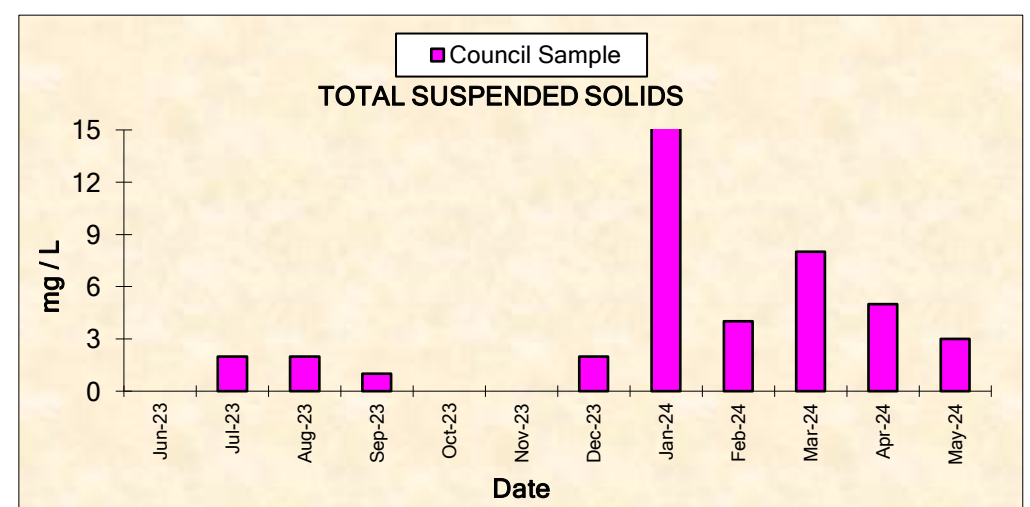
TOTAL PHOSPHORUS

Frequency	Date Sample Obtained	Date Result Obtained	Unit of Measurement	EPA Limit	Council Sample
Monthly	07-Jun-23	15-Jun-23	milligrams per litre (mg/L)	MONITORING	2.3
Monthly	05-Jul-23	12-Jul-23	milligrams per litre (mg/L)		3.2
Monthly	02-Aug-23	10-Aug-23	milligrams per litre (mg/L)		3.2
Monthly	06-Sep-23	13-Sep-23	milligrams per litre (mg/L)		3.0
Monthly	04-Oct-23	11-Oct-23	milligrams per litre (mg/L)		3.4
Monthly	01-Nov-23	08-Nov-23	milligrams per litre (mg/L)	CONDITIONS	5.0
Monthly	14-Dec-23	22-Dec-23	milligrams per litre (mg/L)		1.5
Monthly	22-Jan-24	30-Jan-24	milligrams per litre (mg/L)		2.5
Monthly	07-Feb-24	15-Feb-24	milligrams per litre (mg/L)		3.5
Monthly	06-Mar-24	14-Mar-24	milligrams per litre (mg/L)		2.8
Monthly	09-Apr-24	16-Apr-24	milligrams per litre (mg/L)	2.2	
Monthly	01-May-24	09-May-24	milligrams per litre (mg/L)	2.2	



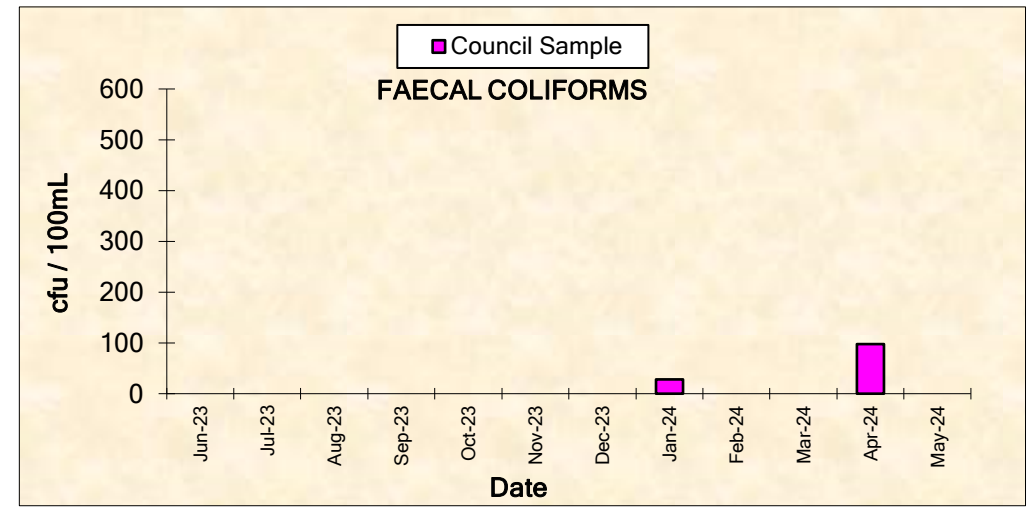
TOTAL SUSPENDED SOLIDS

Frequency	Date Sample Obtained	Date Result Obtained	Unit of Measurement	EPA Limit	Council Sample
Monthly	07-Jun-23	15-Jun-23	milligrams per litre (mg/L)	MONITORING	<1
Monthly	05-Jul-23	12-Jul-23	milligrams per litre (mg/L)		2
Monthly	02-Aug-23	10-Aug-23	milligrams per litre (mg/L)		2
Monthly	06-Sep-23	13-Sep-23	milligrams per litre (mg/L)		1
Monthly	04-Oct-23	11-Oct-23	milligrams per litre (mg/L)		<1
Monthly	01-Nov-23	08-Nov-23	milligrams per litre (mg/L)	CONDITIONS	<1
Monthly	14-Dec-23	22-Dec-23	milligrams per litre (mg/L)		2
Monthly	22-Jan-24	30-Jan-24	milligrams per litre (mg/L)		35
Monthly	07-Feb-24	15-Feb-24	milligrams per litre (mg/L)		4
Monthly	06-Mar-24	14-Mar-24	milligrams per litre (mg/L)		8
Monthly	09-Apr-24	16-Apr-24	milligrams per litre (mg/L)	5	
Monthly	01-May-24	09-May-24	milligrams per litre (mg/L)	3	



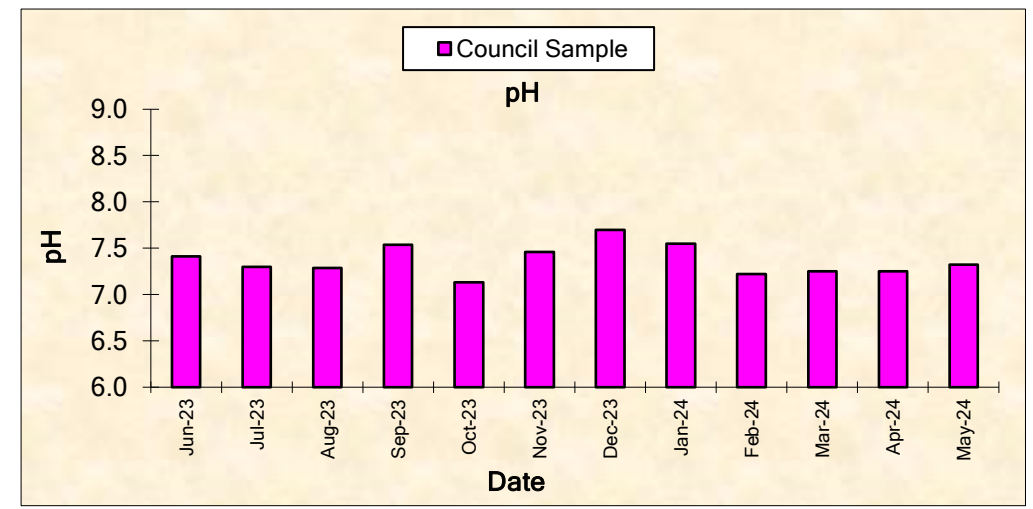
FAECAL COLIFORMS

Frequency	Date Sample Obtained	Date Result Obtained	Unit of Measurement	EPA Limit	Council Sample
Monthly	07-Jun-23	15-Jun-23	colony forming units per 100 millilitres (cfu/100mL)	MONITORING CONDITIONS	<1
Monthly	05-Jul-23	12-Jul-23	colony forming units per 100 millilitres (cfu/100mL)		<1
Monthly	02-Aug-23	10-Aug-23	colony forming units per 100 millilitres (cfu/100mL)		<1
Monthly	06-Sep-23	13-Sep-23	colony forming units per 100 millilitres (cfu/100mL)		<1
Monthly	04-Oct-23	11-Oct-23	colony forming units per 100 millilitres (cfu/100mL)		<1
Monthly	01-Nov-23	08-Nov-23	colony forming units per 100 millilitres (cfu/100mL)		<1
Monthly	14-Dec-23	22-Dec-23	colony forming units per 100 millilitres (cfu/100mL)		<1
Monthly	22-Jan-24	30-Jan-24	colony forming units per 100 millilitres (cfu/100mL)		28
Monthly	07-Feb-24	15-Feb-24	colony forming units per 100 millilitres (cfu/100mL)		<1
Monthly	06-Mar-24	14-Mar-24	colony forming units per 100 millilitres (cfu/100mL)		<1
Monthly	09-Apr-24	16-Apr-24	colony forming units per 100 millilitres (cfu/100mL)		98
Monthly	01-May-24	09-May-24	colony forming units per 100 millilitres (cfu/100mL)		<1



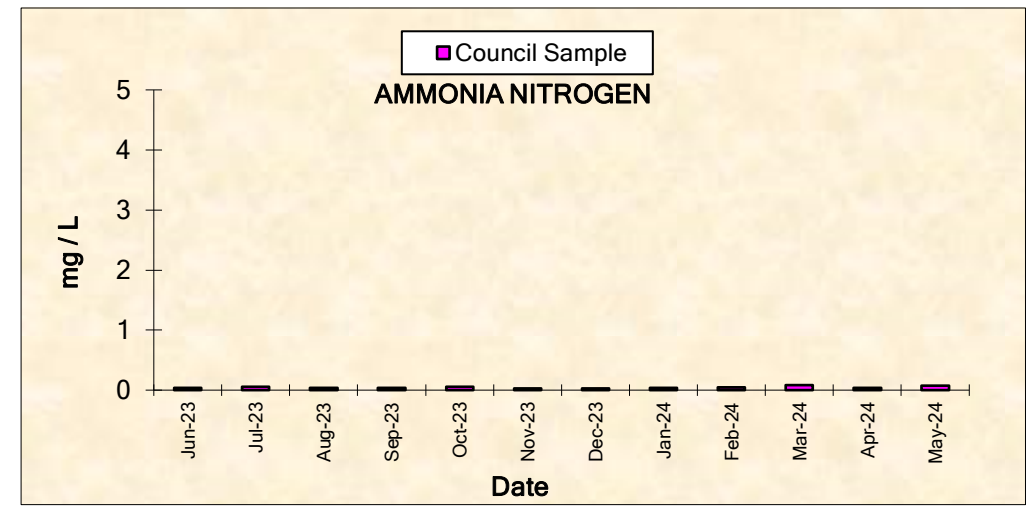
pH

Frequency	Date Sample Obtained	Date Result Obtained	Unit of Measurement	EPA Limit	Council Sample
Monthly	07-Jun-23	15-Jun-23	pH	MONITORING CONDITIONS	7.4
Monthly	05-Jul-23	12-Jul-23	pH		7.3
Monthly	02-Aug-23	10-Aug-23	pH		7.3
Monthly	06-Sep-23	13-Sep-23	pH		7.5
Monthly	04-Oct-23	11-Oct-23	pH		7.1
Monthly	01-Nov-23	08-Nov-23	pH		7.5
Monthly	14-Dec-23	22-Dec-23	pH		7.7
Monthly	22-Jan-24	30-Jan-24	pH		7.6
Monthly	07-Feb-24	15-Feb-24	pH		7.2
Monthly	06-Mar-24	14-Mar-24	pH		7.3
Monthly	09-Apr-24	16-Apr-24	pH		7.3
Monthly	01-May-24	09-May-24	pH		7.3



AMMONIA NITROGEN

Frequency	Date Sample Obtained	Date Result Obtained	Unit of Measurement	EPA Limit	Council Sample
Monthly	07-Jun-23	15-Jun-23	milligrams per litre (mg/L)	MONITORING CONDITIONS	0.04
Monthly	05-Jul-23	12-Jul-23	milligrams per litre (mg/L)		0.06
Monthly	02-Aug-23	10-Aug-23	milligrams per litre (mg/L)		0.04
Monthly	06-Sep-23	13-Sep-23	milligrams per litre (mg/L)		0.04
Monthly	04-Oct-23	11-Oct-23	milligrams per litre (mg/L)		0.06
Monthly	01-Nov-23	08-Nov-23	milligrams per litre (mg/L)		0.03
Monthly	14-Dec-23	22-Dec-23	milligrams per litre (mg/L)		0.03
Monthly	22-Jan-24	30-Jan-24	milligrams per litre (mg/L)		0.04
Monthly	07-Feb-24	15-Feb-24	milligrams per litre (mg/L)		0.05
Monthly	06-Mar-24	14-Mar-24	milligrams per litre (mg/L)		0.08
Monthly	09-Apr-24	16-Apr-24	milligrams per litre (mg/L)		0.04
Monthly	01-May-24	09-May-24	milligrams per litre (mg/L)		0.07



REMS Discharge to Ocean - Wastewater Monitoring Summary

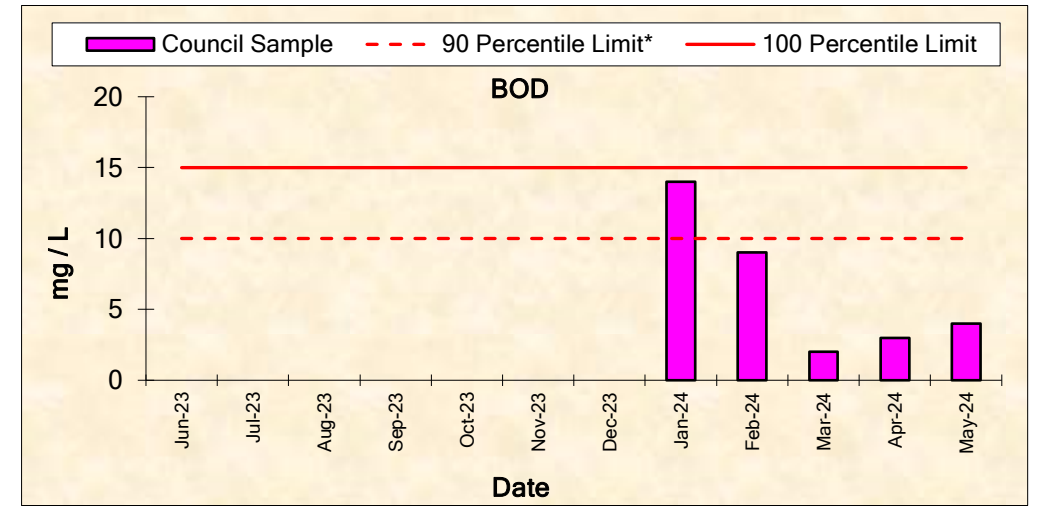
Licensee: Shoalhaven City Council, Shoalhaven Water, PO Box 42 Nowra 2541

Environment Protection Licence No. 2419

EPA ID No. 2

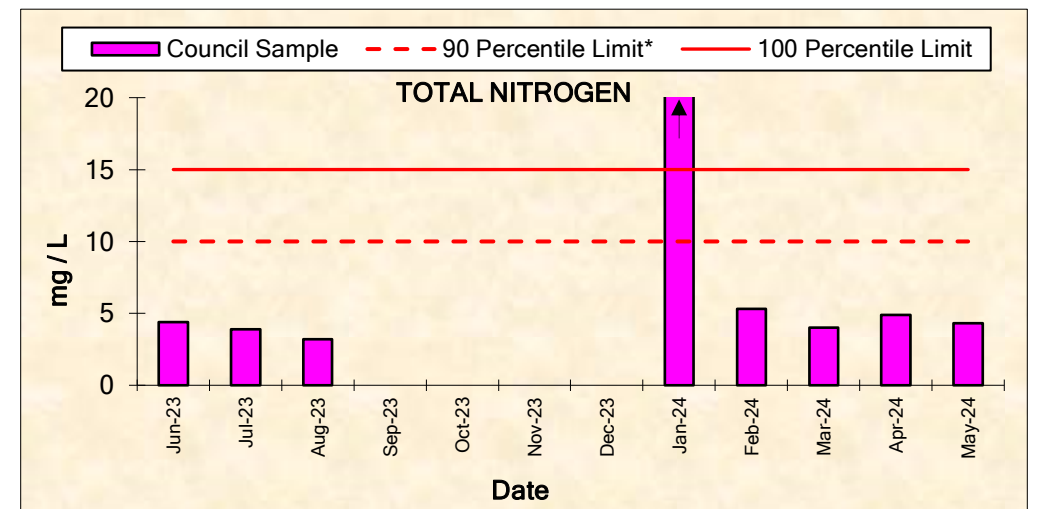
BOD

Frequency	Date Sample Obtained	Date Result Obtained	Unit of Measurement	90 Percentile Limit*	100 Percentile Limit	Council Sample
Special Frequency 1	07-Jun-23	15-Jun-23	milligrams per litre (mg/L)	10	15	<2
Special Frequency 1	05-Jul-23	12-Jul-23	milligrams per litre (mg/L)	10	15	<2
Special Frequency 1	02-Aug-23	10-Aug-23	milligrams per litre (mg/L)	10	15	<2
Special Frequency 1	06-Sep-23	No Discharge	milligrams per litre (mg/L)	10	15	-
Special Frequency 1	04-Oct-23	No Discharge	milligrams per litre (mg/L)	10	15	-
Special Frequency 1	01-Nov-23	No Discharge	milligrams per litre (mg/L)	10	15	-
Special Frequency 1	14-Dec-23	No Discharge	milligrams per litre (mg/L)	10	15	-
Special Frequency 1	10-Jan-24	18-Jan-24	milligrams per litre (mg/L)	10	15	14
Special Frequency 1	21-Feb-24	29-Feb-24	milligrams per litre (mg/L)	10	15	9
Special Frequency 1	06-Mar-24	14-Mar-24	milligrams per litre (mg/L)	10	15	2
Special Frequency 1	09-Apr-24	17-Apr-24	milligrams per litre (mg/L)	10	15	3
Special Frequency 1	15-May-24	23-May-24	milligrams per litre (mg/L)	10	15	4



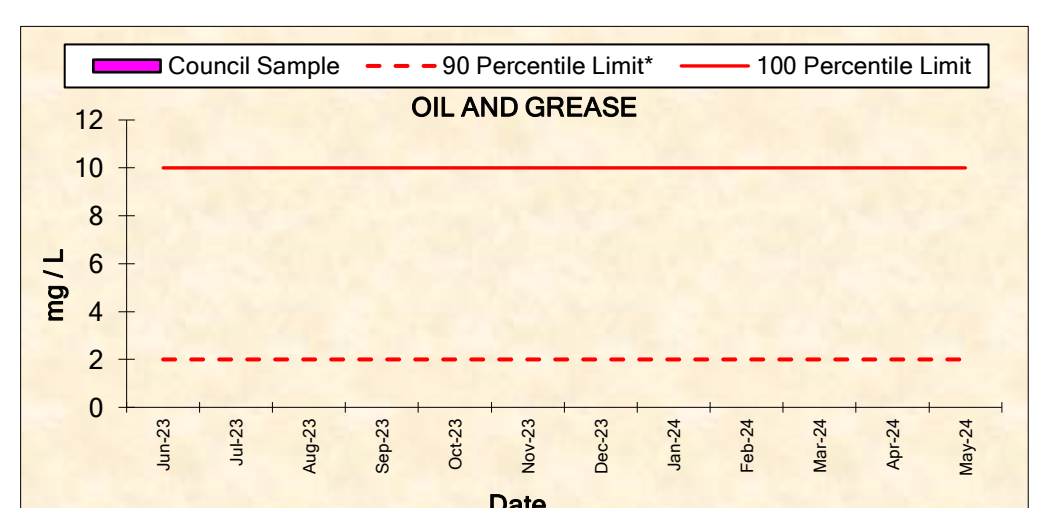
TOTAL NITROGEN

Frequency	Date Sample Obtained	Date Result Obtained	Unit of Measurement	90 Percentile Limit*	100 Percentile Limit	Council Sample
Special Frequency 1	07-Jun-23	15-Jun-23	milligrams per litre (mg/L)	10	15	4.4
Special Frequency 1	05-Jul-23	12-Jul-23	milligrams per litre (mg/L)	10	15	3.9
Special Frequency 1	02-Aug-23	10-Aug-23	milligrams per litre (mg/L)	10	15	3.2
Special Frequency 1	06-Sep-23	No Discharge	milligrams per litre (mg/L)	10	15	-
Special Frequency 1	04-Oct-23	No Discharge	milligrams per litre (mg/L)	10	15	-
Special Frequency 1	01-Nov-23	No Discharge	milligrams per litre (mg/L)	10	15	-
Special Frequency 1	14-Dec-23	No Discharge	milligrams per litre (mg/L)	10	15	-
Special Frequency 1	10-Jan-24	18-Jan-24	milligrams per litre (mg/L)	10	15	25.6
Special Frequency 1	21-Feb-24	29-Feb-24	milligrams per litre (mg/L)	10	15	5.3
Special Frequency 1	06-Mar-24	14-Mar-24	milligrams per litre (mg/L)	10	15	4.0
Special Frequency 1	09-Apr-24	17-Apr-24	milligrams per litre (mg/L)	10	15	4.9
Special Frequency 1	15-May-24	23-May-24	milligrams per litre (mg/L)	10	15	4.3



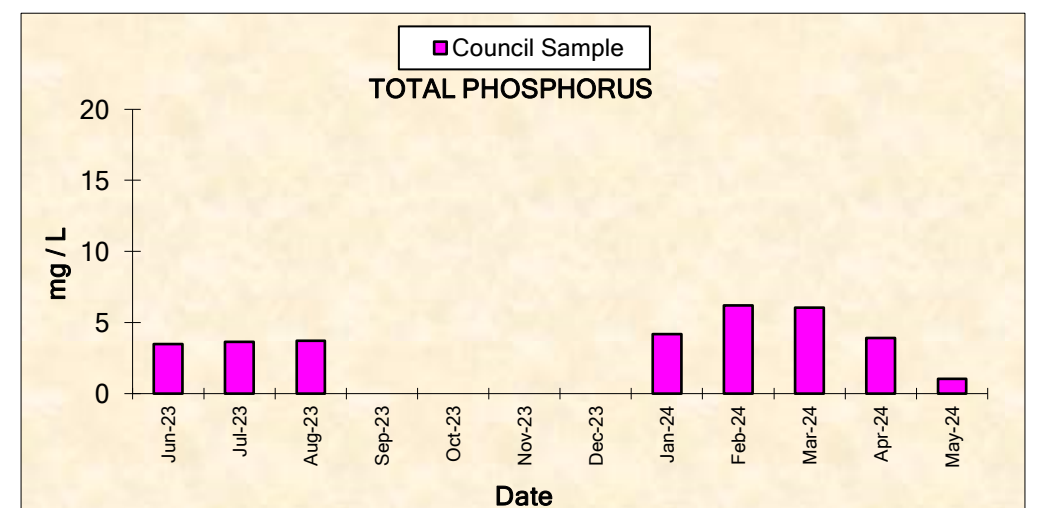
OIL AND GREASE

Frequency	Date Sample Obtained	Date Result Obtained	Unit of Measurement	90 Percentile Limit*	100 Percentile Limit	Council Sample
Special Frequency 1	07-Jun-23	15-Jun-23	milligrams per litre (mg/L)	2	10	<1
Special Frequency 1	05-Jul-23	12-Jul-23	milligrams per litre (mg/L)	2	10	<1
Special Frequency 1	02-Aug-23	10-Aug-23	milligrams per litre (mg/L)	2	10	<1
Special Frequency 1	06-Sep-23	No Discharge	milligrams per litre (mg/L)	2	10	-
Special Frequency 1	04-Oct-23	No Discharge	milligrams per litre (mg/L)	2	10	-
Special Frequency 1	01-Nov-23	No Discharge	milligrams per litre (mg/L)	2	10	-
Special Frequency 1	14-Dec-23	No Discharge	milligrams per litre (mg/L)	2	10	-
Special Frequency 1	10-Jan-24	18-Jan-24	milligrams per litre (mg/L)	2	10	<1
Special Frequency 1	21-Feb-24	29-Feb-24	milligrams per litre (mg/L)	2	10	<1
Special Frequency 1	06-Mar-24	14-Mar-24	milligrams per litre (mg/L)	2	10	<1
Special Frequency 1	09-Apr-24	17-Apr-24	milligrams per litre (mg/L)	2	10	<1
Special Frequency 1	15-May-24	23-May-24	milligrams per litre (mg/L)	2	10	<1



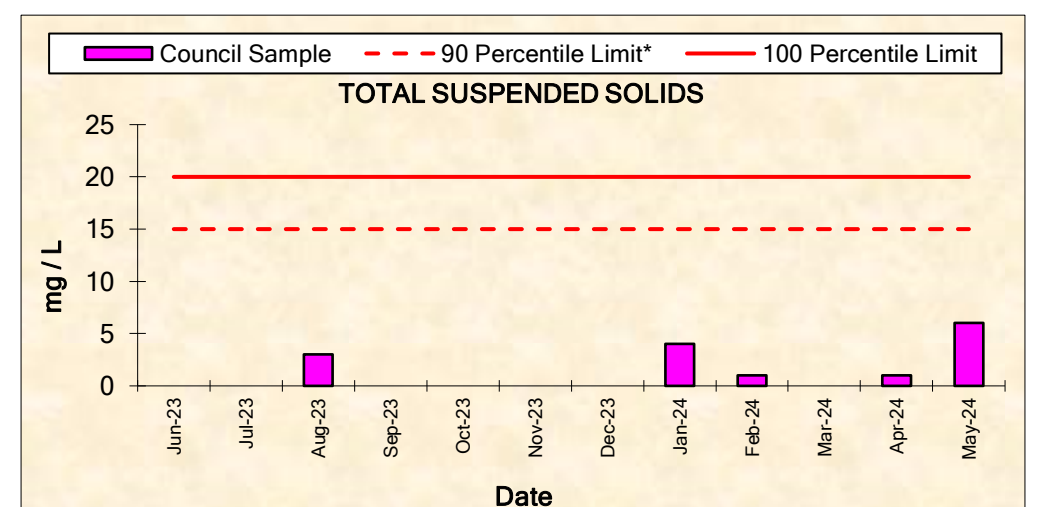
TOTAL PHOSPHORUS

Frequency	Date Sample Obtained	Date Result Obtained	Unit of Measurement	EPA Limit	Council Sample
Special Frequency 1	07-Jun-23	15-Jun-23	milligrams per litre (mg/L)	MONITORING CONDITION	3.5
Special Frequency 1	05-Jul-23	12-Jul-23	milligrams per litre (mg/L)		3.6
Special Frequency 1	02-Aug-23	10-Aug-23	milligrams per litre (mg/L)		3.7
Special Frequency 1	06-Sep-23	No Discharge	milligrams per litre (mg/L)		-
Special Frequency 1	04-Oct-23	No Discharge	milligrams per litre (mg/L)		-
Special Frequency 1	01-Nov-23	No Discharge	milligrams per litre (mg/L)		-
Special Frequency 1	14-Dec-23	No Discharge	milligrams per litre (mg/L)		-
Special Frequency 1	10-Jan-24	18-Jan-24	milligrams per litre (mg/L)		4.2
Special Frequency 1	21-Feb-24	29-Feb-24	milligrams per litre (mg/L)		6.2
Special Frequency 1	06-Mar-24	14-Mar-24	milligrams per litre (mg/L)		6.0
Special Frequency 1	09-Apr-24	17-Apr-24	milligrams per litre (mg/L)		3.9
Special Frequency 1	15-May-24	23-May-24	milligrams per litre (mg/L)		1.0



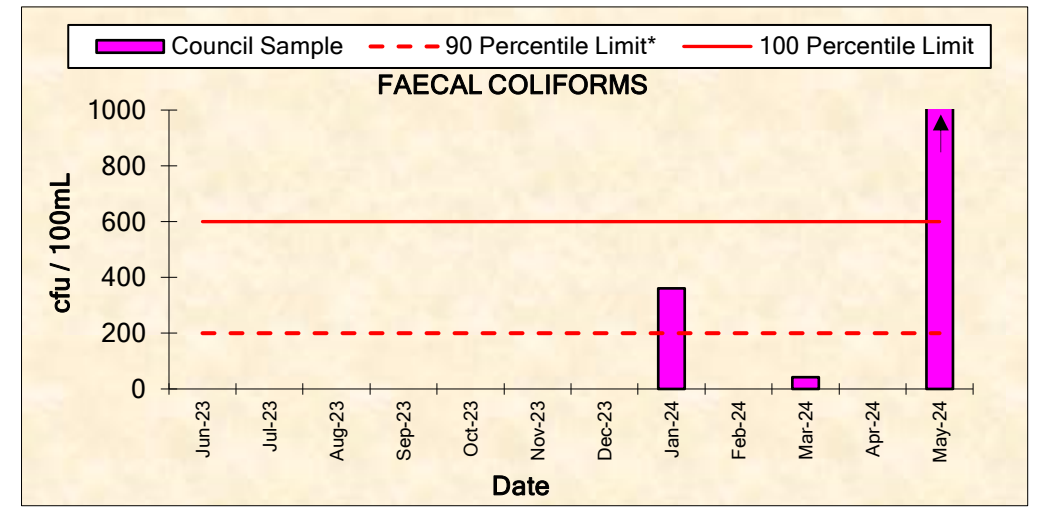
TOTAL SUSPENDED SOLIDS

Frequency	Date Sample Obtained	Date Result Obtained	Unit of Measurement	90 Percentile Limit*	100 Percentile Limit	Council Sample
Special Frequency 1	07-Jun-23	15-Jun-23	milligrams per litre (mg/L)	15	20	<1
Special Frequency 1	05-Jul-23	12-Jul-23	milligrams per litre (mg/L)	15	20	<1
Special Frequency 1	02-Aug-23	10-Aug-23	milligrams per litre (mg/L)	15	20	3
Special Frequency 1	06-Sep-23	No Discharge	milligrams per litre (mg/L)	15	20	-
Special Frequency 1	04-Oct-23	No Discharge	milligrams per litre (mg/L)	15	20	-
Special Frequency 1	01-Nov-23	No Discharge	milligrams per litre (mg/L)	15	20	-
Special Frequency 1	14-Dec-23	No Discharge	milligrams per litre (mg/L)	15	20	-
Special Frequency 1	10-Jan-24	18-Jan-24	milligrams per litre (mg/L)	15	20	4
Special Frequency 1	21-Feb-24	29-Feb-24	milligrams per litre (mg/L)	15	20	1
Special Frequency 1	06-Mar-24	14-Mar-24	milligrams per litre (mg/L)	15	20	<1
Special Frequency 1	09-Apr-24	17-Apr-24	milligrams per litre (mg/L)	15	20	1
Special Frequency 1	15-May-24	23-May-24	milligrams per litre (mg/L)	15	20	6



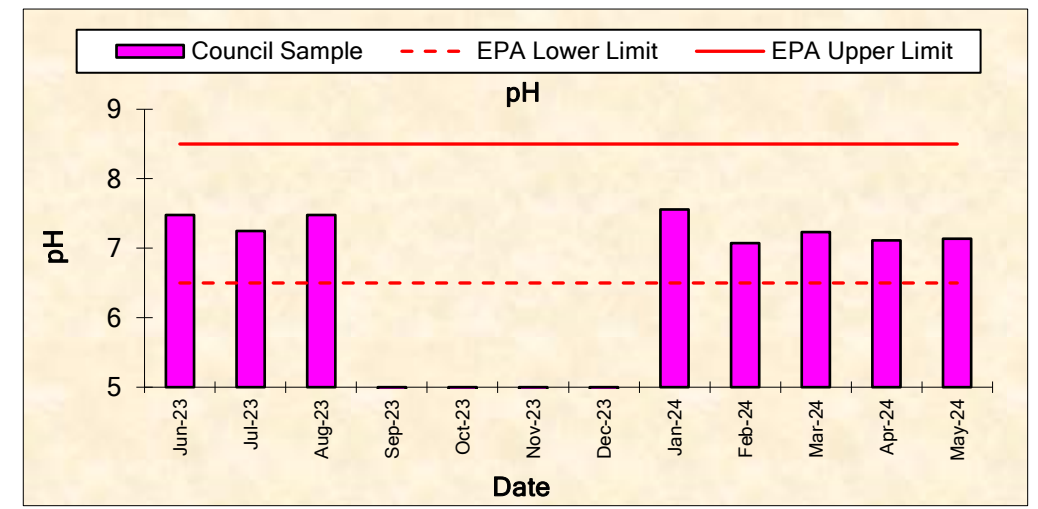
FAECAL COLIFORMS

Frequency	Date Sample Obtained	Date Result Obtained	Unit of Measurement	90 Percentile Limit*	100 Percentile Limit	Council Sample
Special Frequency 1	07-Jun-23	15-Jun-23	colony forming units per 100 millilitres (cfu/100mL)	200	600	<1
Special Frequency 1	05-Jul-23	12-Jul-23	colony forming units per 100 millilitres (cfu/100mL)	200	600	<1
Special Frequency 1	02-Aug-23	10-Aug-23	colony forming units per 100 millilitres (cfu/100mL)	200	600	<1
Special Frequency 1	06-Sep-23	No Discharge	colony forming units per 100 millilitres (cfu/100mL)	200	600	-
Special Frequency 1	04-Oct-23	No Discharge	colony forming units per 100 millilitres (cfu/100mL)	200	600	-
Special Frequency 1	01-Nov-23	No Discharge	colony forming units per 100 millilitres (cfu/100mL)	200	600	-
Special Frequency 1	14-Dec-23	No Discharge	colony forming units per 100 millilitres (cfu/100mL)	200	600	-
Special Frequency 1	10-Jan-24	18-Jan-24	colony forming units per 100 millilitres (cfu/100mL)	200	600	360
Special Frequency 1	21-Feb-24	29-Feb-24	colony forming units per 100 millilitres (cfu/100mL)	200	600	~8
Special Frequency 1	06-Mar-24	14-Mar-24	colony forming units per 100 millilitres (cfu/100mL)	200	600	42
Special Frequency 1	09-Apr-24	17-Apr-24	colony forming units per 100 millilitres (cfu/100mL)	200	600	~1
Special Frequency 1	15-May-24	23-May-24	colony forming units per 100 millilitres (cfu/100mL)	200	600	3200



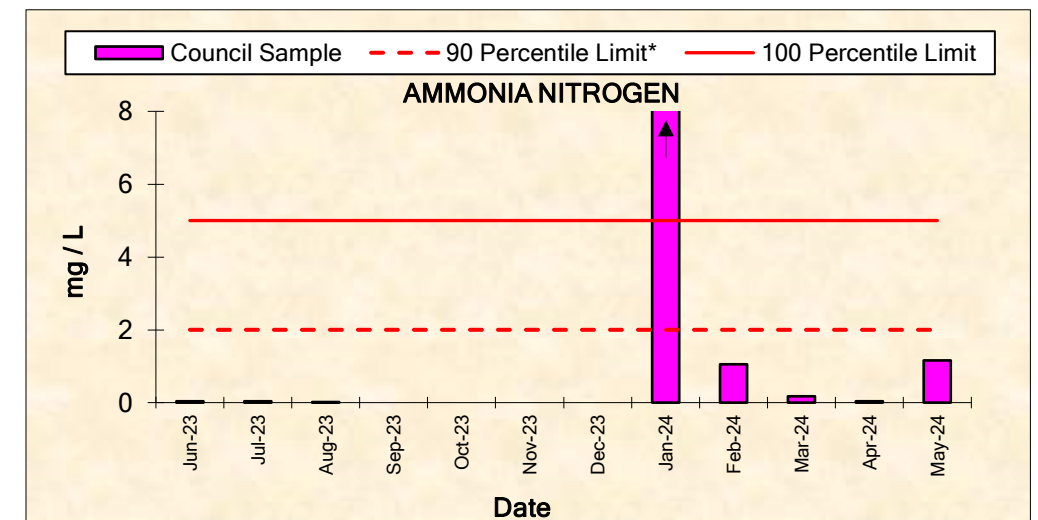
pH

Frequency	Date Sample Obtained	Date Result Obtained	Unit of Measurement	100 Percentile Limit	Council Sample
Special Frequency 1	07-Jun-23	15-Jun-23	pH	6.5-8.5	7.5
Special Frequency 1	05-Jul-23	12-Jul-23	pH	6.5-8.5	7.3
Special Frequency 1	02-Aug-23	10-Aug-23	pH	6.5-8.5	7.5
Special Frequency 1	06-Sep-23	No Discharge	pH	6.5-8.5	-
Special Frequency 1	04-Oct-23	No Discharge	pH	6.5-8.5	-
Special Frequency 1	01-Nov-23	No Discharge	pH	6.5-8.5	-
Special Frequency 1	14-Dec-23	No Discharge	pH	6.5-8.5	-
Special Frequency 1	10-Jan-24	18-Jan-24	pH	6.5-8.5	7.6
Special Frequency 1	21-Feb-24	29-Feb-24	pH	6.5-8.5	7.07
Special Frequency 1	06-Mar-24	14-Mar-24	pH	6.5-8.5	7.2
Special Frequency 1	09-Apr-24	17-Apr-24	pH	6.5-8.5	7.1
Special Frequency 1	15-May-24	23-May-24	pH	6.5-8.5	7.1



AMMONIA NITROGEN

Frequency	Date Sample Obtained	Date Result Obtained	Unit of Measurement	90 Percentile Limit*	100 Percentile Limit	Council Sample
Special Frequency 1	07-Jun-23	15-Jun-23	milligrams per litre (mg/L)	2	5	0.04
Special Frequency 1	05-Jul-23	12-Jul-23	milligrams per litre (mg/L)	2	5	0.03
Special Frequency 1	02-Aug-23	10-Aug-23	milligrams per litre (mg/L)	2	5	0.01
Special Frequency 1	06-Sep-23	No Discharge	milligrams per litre (mg/L)	2	5	-
Special Frequency 1	04-Oct-23	No Discharge	milligrams per litre (mg/L)	2	5	-
Special Frequency 1	01-Nov-23	No Discharge	milligrams per litre (mg/L)	2	5	-
Special Frequency 1	14-Dec-23	No Discharge	milligrams per litre (mg/L)	2	5	-
Special Frequency 1	10-Jan-24	18-Jan-24	milligrams per litre (mg/L)	2	5	17.50
Special Frequency 1	21-Feb-24	29-Feb-24	milligrams per litre (mg/L)	2	5	1.06
Special Frequency 1	06-Mar-24	14-Mar-24	milligrams per litre (mg/L)	2	5	0.18
Special Frequency 1	09-Apr-24	17-Apr-24	milligrams per litre (mg/L)	2	5	0.03
Special Frequency 1	15-May-24	23-May-24	milligrams per litre (mg/L)	2	5	1.16



* Note: 90th percentile limit compliance calculated on an annual basis

non-compliance notes:

REMS Supply to Farms - Monitoring Summary

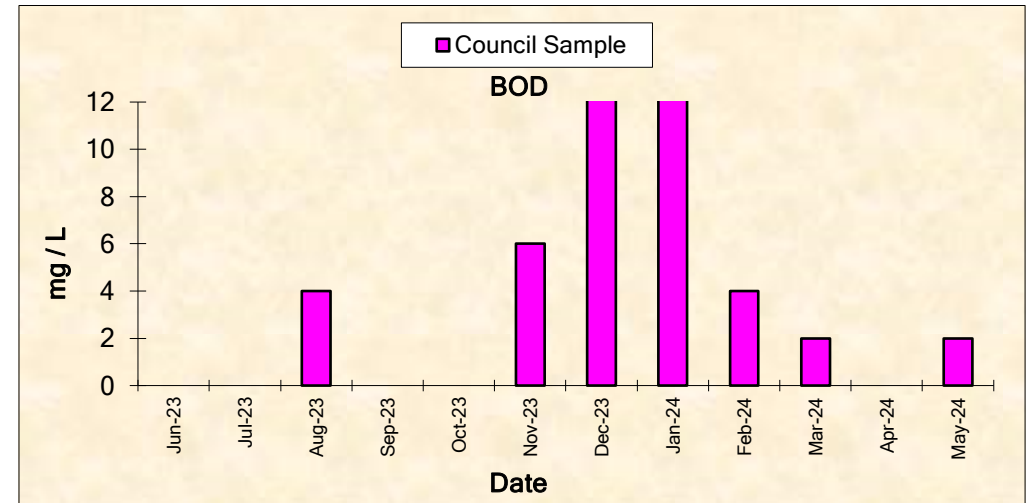
Licensee: Shoalhaven City Council, Shoalhaven Water, PO Box 42 Nowra 2541

Environment Protection Licence No. 2419

EPA ID No. 24

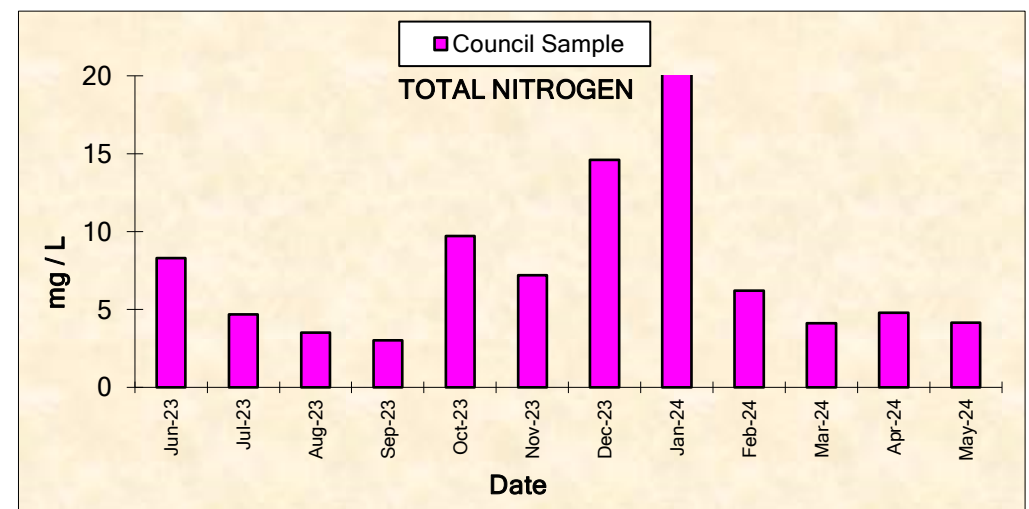
BOD

Frequency	Date Sample Obtained	Date Result Obtained	Unit of Measurement	EPA Limit	Council Sample
Monthly	07-Jun-23	15-Jun-23	milligrams per litre (mg/L)	MONITORING	<2
Monthly	05-Jul-23	12-Jul-23	milligrams per litre (mg/L)		<2
Monthly	02-Aug-23	10-Aug-23	milligrams per litre (mg/L)		4
Monthly	14-Sep-23	21-Sep-23	milligrams per litre (mg/L)		<2
Monthly	04-Oct-23	11-Oct-23	milligrams per litre (mg/L)		<2
Monthly	01-Nov-23	08-Nov-23	milligrams per litre (mg/L)	CONDITION	6
Monthly	14-Dec-23	22-Dec-23	milligrams per litre (mg/L)		31
Monthly	10-Jan-24	18-Jan-24	milligrams per litre (mg/L)		20
Monthly	07-Feb-24	15-Feb-24	milligrams per litre (mg/L)		4
Monthly	06-Mar-24	14-Mar-24	milligrams per litre (mg/L)		2
Monthly	09-Apr-24	17-Apr-24	milligrams per litre (mg/L)	<2	
Monthly	02-May-24	09-May-24	milligrams per litre (mg/L)	2	



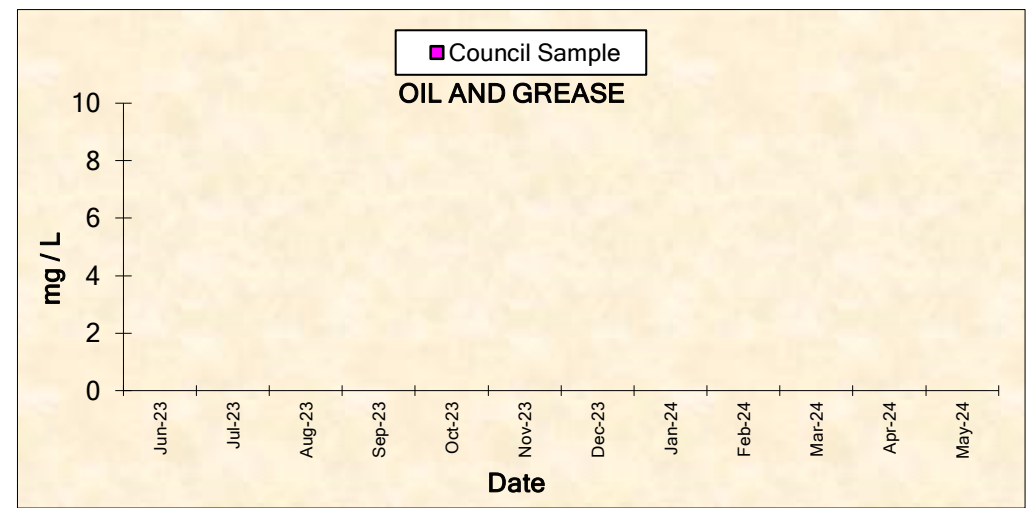
TOTAL NITROGEN

Frequency	Date Sample Obtained	Date Result Obtained	Unit of Measurement	EPA Limit	Council Sample
Monthly	07-Jun-23	15-Jun-23	milligrams per litre (mg/L)	MONITORING	8.3
Monthly	05-Jul-23	12-Jul-23	milligrams per litre (mg/L)		4.7
Monthly	02-Aug-23	10-Aug-23	milligrams per litre (mg/L)		3.5
Monthly	14-Sep-23	21-Sep-23	milligrams per litre (mg/L)		3.0
Monthly	04-Oct-23	11-Oct-23	milligrams per litre (mg/L)		9.7
Monthly	01-Nov-23	08-Nov-23	milligrams per litre (mg/L)	CONDITION	7.2
Monthly	14-Dec-23	22-Dec-23	milligrams per litre (mg/L)		14.6
Monthly	10-Jan-24	18-Jan-24	milligrams per litre (mg/L)		24.1
Monthly	07-Feb-24	15-Feb-24	milligrams per litre (mg/L)		6.2
Monthly	06-Mar-24	14-Mar-24	milligrams per litre (mg/L)		4.1
Monthly	09-Apr-24	17-Apr-24	milligrams per litre (mg/L)	4.8	
Monthly	02-May-24	09-May-24	milligrams per litre (mg/L)	4.2	



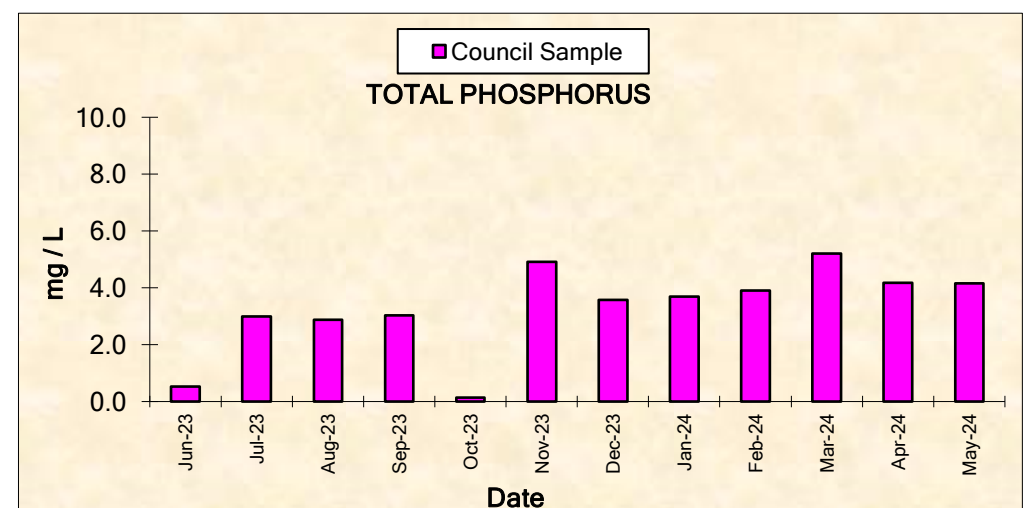
OIL AND GREASE

Frequency	Date Sample Obtained	Date Result Obtained	Unit of Measurement	EPA Limit	Council Sample
Monthly	07-Jun-23	15-Jun-23	milligrams per litre (mg/L)	MONITORING	<1
Monthly	05-Jul-23	12-Jul-23	milligrams per litre (mg/L)		<1
Monthly	02-Aug-23	10-Aug-23	milligrams per litre (mg/L)		<1
Monthly	14-Sep-23	21-Sep-23	milligrams per litre (mg/L)		<1
Monthly	04-Oct-23	11-Oct-23	milligrams per litre (mg/L)		<1
Monthly	01-Nov-23	08-Nov-23	milligrams per litre (mg/L)	CONDITION	<1
Monthly	14-Dec-23	22-Dec-23	milligrams per litre (mg/L)		<1
Monthly	10-Jan-24	18-Jan-24	milligrams per litre (mg/L)		<1
Monthly	07-Feb-24	15-Feb-24	milligrams per litre (mg/L)		<1
Monthly	06-Mar-24	14-Mar-24	milligrams per litre (mg/L)		<1
Monthly	09-Apr-24	17-Apr-24	milligrams per litre (mg/L)	<1	
Monthly	02-May-24	09-May-24	milligrams per litre (mg/L)	<1	



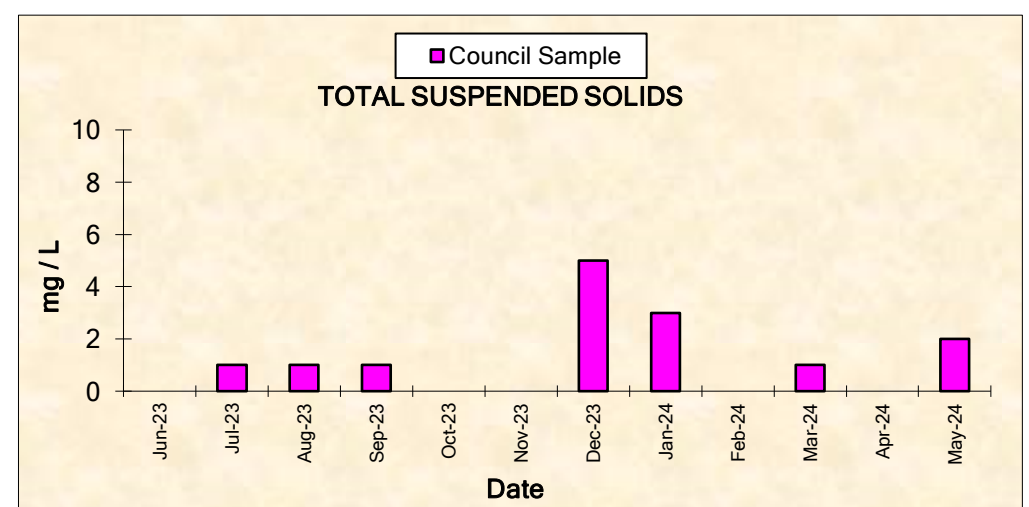
TOTAL PHOSPHORUS

Frequency	Date Sample Obtained	Date Result Obtained	Unit of Measurement	EPA Limit	Council Sample
Monthly	07-Jun-23	15-Jun-23	milligrams per litre (mg/L)	MONITORING	0.5
Monthly	05-Jul-23	12-Jul-23	milligrams per litre (mg/L)		3.0
Monthly	02-Aug-23	10-Aug-23	milligrams per litre (mg/L)		2.9
Monthly	14-Sep-23	21-Sep-23	milligrams per litre (mg/L)		3.0
Monthly	04-Oct-23	11-Oct-23	milligrams per litre (mg/L)		0.1
Monthly	01-Nov-23	08-Nov-23	milligrams per litre (mg/L)	CONDITION	4.9
Monthly	14-Dec-23	22-Dec-23	milligrams per litre (mg/L)		3.6
Monthly	10-Jan-24	18-Jan-24	milligrams per litre (mg/L)		3.7
Monthly	07-Feb-24	15-Feb-24	milligrams per litre (mg/L)		3.9
Monthly	06-Mar-24	14-Mar-24	milligrams per litre (mg/L)		5.2
Monthly	09-Apr-24	17-Apr-24	milligrams per litre (mg/L)	4.2	
Monthly	02-May-24	09-May-24	milligrams per litre (mg/L)	4.2	



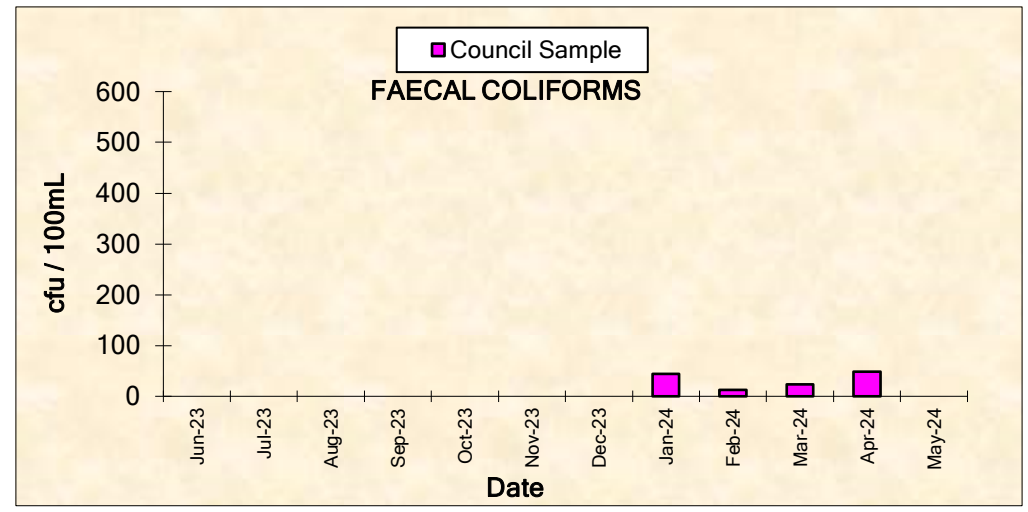
TOTAL SUSPENDED SOLIDS

Frequency	Date Sample Obtained	Date Result Obtained	Unit of Measurement	EPA Limit	Council Sample
Monthly	07-Jun-23	15-Jun-23	milligrams per litre (mg/L)	MONITORING	<1
Monthly	05-Jul-23	12-Jul-23	milligrams per litre (mg/L)		1
Monthly	02-Aug-23	10-Aug-23	milligrams per litre (mg/L)		1
Monthly	14-Sep-23	21-Sep-23	milligrams per litre (mg/L)		1
Monthly	04-Oct-23	11-Oct-23	milligrams per litre (mg/L)		<1
Monthly	01-Nov-23	08-Nov-23	milligrams per litre (mg/L)	CONDITION	<1
Monthly	14-Dec-23	22-Dec-23	milligrams per litre (mg/L)		5
Monthly	10-Jan-24	18-Jan-24	milligrams per litre (mg/L)		3
Monthly	07-Feb-24	15-Feb-24	milligrams per litre (mg/L)		<1
Monthly	06-Mar-24	14-Mar-24	milligrams per litre (mg/L)		1
Monthly	09-Apr-24	17-Apr-24	milligrams per litre (mg/L)	<1	
Monthly	02-May-24	09-May-24	milligrams per litre (mg/L)	2	



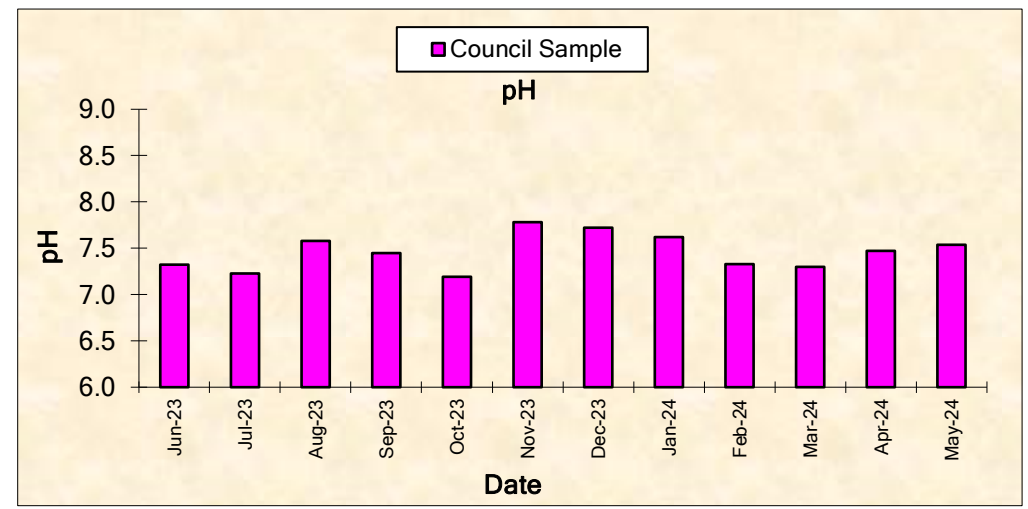
FAECAL COLIFORMS

Frequency	Date Sample Obtained	Date Result Obtained	Unit of Measurement	EPA Limit	Council Sample	
Monthly	07-Jun-23	15-Jun-23	colony forming units per 100 millilitres (cfu/100mL)	MONITORING	<1	
Monthly	05-Jul-23	12-Jul-23	colony forming units per 100 millilitres (cfu/100mL)		<1	
Monthly	02-Aug-23	10-Aug-23	colony forming units per 100 millilitres (cfu/100mL)		<1	
Monthly	14-Sep-23	21-Sep-23	colony forming units per 100 millilitres (cfu/100mL)		<1	
Monthly	04-Oct-23	11-Oct-23	colony forming units per 100 millilitres (cfu/100mL)		<1	
Monthly	01-Nov-23	08-Nov-23	colony forming units per 100 millilitres (cfu/100mL)		<1	
Monthly	14-Dec-23	22-Dec-23	colony forming units per 100 millilitres (cfu/100mL)		CONDITION	<1
Monthly	10-Jan-24	18-Jan-24	colony forming units per 100 millilitres (cfu/100mL)			44
Monthly	07-Feb-24	15-Feb-24	colony forming units per 100 millilitres (cfu/100mL)			13
Monthly	06-Mar-24	14-Mar-24	colony forming units per 100 millilitres (cfu/100mL)			23
Monthly	09-Apr-24	17-Apr-24	colony forming units per 100 millilitres (cfu/100mL)			48
Monthly	02-May-24	09-May-24	colony forming units per 100 millilitres (cfu/100mL)			<1



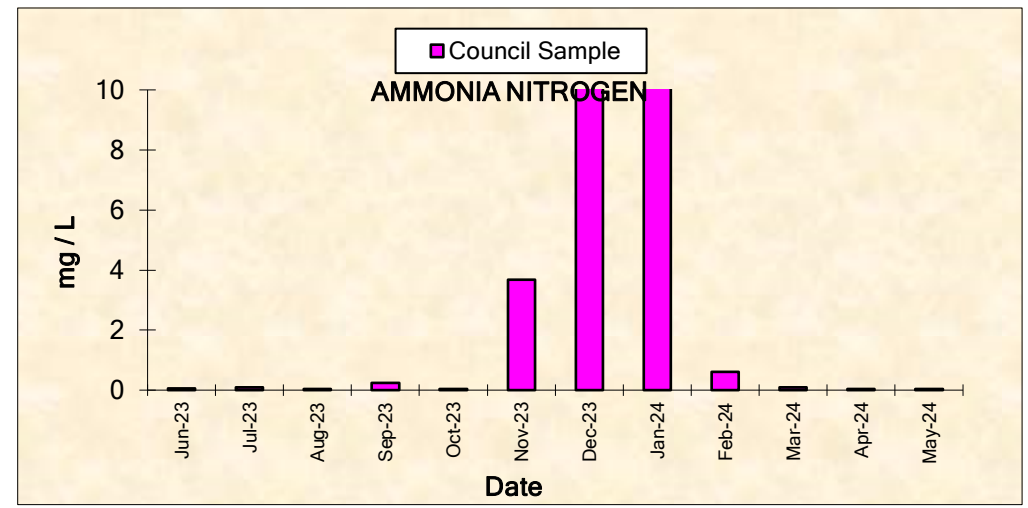
pH

Frequency	Date Sample Obtained	Date Result Obtained	Unit of Measurement	EPA Limit	Council Sample
Monthly	07-Jun-23	15-Jun-23	pH	MONITORING	7.3
Monthly	05-Jul-23	12-Jul-23	pH		7.2
Monthly	02-Aug-23	10-Aug-23	pH		7.6
Monthly	14-Sep-23	21-Sep-23	pH		7.5
Monthly	04-Oct-23	11-Oct-23	pH		7.2
Monthly	01-Nov-23	08-Nov-23	pH		7.8
Monthly	14-Dec-23	22-Dec-23	pH	CONDITION	7.7
Monthly	10-Jan-24	18-Jan-24	pH		7.6
Monthly	07-Feb-24	15-Feb-24	pH		7.3
Monthly	06-Mar-24	14-Mar-24	pH		7.3
Monthly	09-Apr-24	17-Apr-24	pH		7.5
Monthly	02-May-24	09-May-24	pH		7.5



AMMONIA NITROGEN

Frequency	Date Sample Obtained	Date Result Obtained	Unit of Measurement	EPA Limit	Council Sample
Monthly	07-Jun-23	15-Jun-23	milligrams per litre (mg/L)	MONITORING	0.06
Monthly	05-Jul-23	12-Jul-23	milligrams per litre (mg/L)		0.09
Monthly	02-Aug-23	10-Aug-23	milligrams per litre (mg/L)		0.04
Monthly	14-Sep-23	21-Sep-23	milligrams per litre (mg/L)		0.24
Monthly	04-Oct-23	11-Oct-23	milligrams per litre (mg/L)		0.04
Monthly	01-Nov-23	08-Nov-23	milligrams per litre (mg/L)		3.68
Monthly	14-Dec-23	22-Dec-23	milligrams per litre (mg/L)	CONDITION	13.10
Monthly	10-Jan-24	18-Jan-24	milligrams per litre (mg/L)		18.50
Monthly	07-Feb-24	15-Feb-24	milligrams per litre (mg/L)		0.60
Monthly	06-Mar-24	14-Mar-24	milligrams per litre (mg/L)		0.10
Monthly	09-Apr-24	17-Apr-24	milligrams per litre (mg/L)		0.03
Monthly	02-May-24	09-May-24	milligrams per litre (mg/L)		0.03



REMS Discharge to Estuary - Wastewater Monitoring Summary

Licensee: Shoalhaven City Council, Shoalhaven Water, PO Box 42 Nowra 2541

Environment Protection License No. 2419

EPA ID No. 5

BOD

Frequency	Date Sample Obtained	Date Result Obtained	Unit of Measurement	100 Percentile Limit	Council Sample
Special Frequency 1	07-Jun-23	No Discharge	milligrams per litre (mg/L)	15	-
Special Frequency 1	05-Jul-23	No Discharge	milligrams per litre (mg/L)	15	-
Special Frequency 1	02-Aug-23	No Discharge	milligrams per litre (mg/L)	15	-
Special Frequency 1	06-Sep-23	No Discharge	milligrams per litre (mg/L)	15	-
Special Frequency 1	04-Oct-23	No Discharge	milligrams per litre (mg/L)	15	-
Special Frequency 1	01-Nov-23	No Discharge	milligrams per litre (mg/L)	15	-
Special Frequency 1	14-Dec-23	No Discharge	milligrams per litre (mg/L)	15	-
Special Frequency 1	10-Jan-24	No Discharge	milligrams per litre (mg/L)	15	-
Special Frequency 1	21-Feb-24	No Discharge	milligrams per litre (mg/L)	15	-
Special Frequency 1	06-Mar-24	No Discharge	milligrams per litre (mg/L)	15	-
Special Frequency 1	09-Apr-24	No Discharge	milligrams per litre (mg/L)	15	-
Special Frequency 1	24-Feb-24	No Discharge	milligrams per litre (mg/L)	15	-

NITROGEN (Ammonia)

Frequency	Date Sample Obtained	Date Result Obtained	Unit of Measurement	100 Percentile Limit	Council Sample
Special Frequency 1	07-Jun-23	No Discharge	milligrams per litre (mg/L)	5	-
Special Frequency 1	05-Jul-23	No Discharge	milligrams per litre (mg/L)	6	-
Special Frequency 1	02-Aug-23	No Discharge	milligrams per litre (mg/L)	5	-
Special Frequency 1	06-Sep-23	No Discharge	milligrams per litre (mg/L)	5	-
Special Frequency 1	04-Oct-23	No Discharge	milligrams per litre (mg/L)	5	-
Special Frequency 1	01-Nov-23	No Discharge	milligrams per litre (mg/L)	5	-
Special Frequency 1	14-Dec-23	No Discharge	milligrams per litre (mg/L)	5	-
Special Frequency 1	10-Jan-24	No Discharge	milligrams per litre (mg/L)	5	-
Special Frequency 1	21-Feb-24	No Discharge	milligrams per litre (mg/L)	5	-
Special Frequency 1	06-Mar-24	No Discharge	milligrams per litre (mg/L)	5	-
Special Frequency 1	09-Apr-24	No Discharge	milligrams per litre (mg/L)	5	-
Special Frequency 1	24-Feb-24	No Discharge	milligrams per litre (mg/L)	5	-

NITROGEN (Total)

Frequency	Date Sample Obtained	Date Result Obtained	Unit of Measurement	100 Percentile Limit	Council Sample
Special Frequency 1	07-Jun-23	No Discharge	milligrams per litre (mg/L)	15	-
Special Frequency 1	05-Jul-23	No Discharge	milligrams per litre (mg/L)	15	-
Special Frequency 1	02-Aug-23	No Discharge	milligrams per litre (mg/L)	15	-
Special Frequency 1	06-Sep-23	No Discharge	milligrams per litre (mg/L)	15	-
Special Frequency 1	04-Oct-23	No Discharge	milligrams per litre (mg/L)	15	-
Special Frequency 1	01-Nov-23	No Discharge	milligrams per litre (mg/L)	15	-
Special Frequency 1	14-Dec-23	No Discharge	milligrams per litre (mg/L)	15	-
Special Frequency 1	10-Jan-24	No Discharge	milligrams per litre (mg/L)	15	-
Special Frequency 1	21-Feb-24	No Discharge	milligrams per litre (mg/L)	15	-
Special Frequency 1	06-Mar-24	No Discharge	milligrams per litre (mg/L)	15	-
Special Frequency 1	09-Apr-24	No Discharge	milligrams per litre (mg/L)	15	-
Special Frequency 1	24-Feb-24	No Discharge	milligrams per litre (mg/L)	15	-

PHOSPHORUS (Total)

Frequency	Date Sample Obtained	Date Result Obtained	Unit of Measurement	100 Percentile Limit	Council Sample
Special Frequency 1	07-Jun-23	No Discharge	milligrams per litre (mg/L)	1	-
Special Frequency 1	05-Jul-23	No Discharge	milligrams per litre (mg/L)	1	-
Special Frequency 1	02-Aug-23	No Discharge	milligrams per litre (mg/L)	1	-
Special Frequency 1	06-Sep-23	No Discharge	milligrams per litre (mg/L)	1	-
Special Frequency 1	04-Oct-23	No Discharge	milligrams per litre (mg/L)	1	-
Special Frequency 1	01-Nov-23	No Discharge	milligrams per litre (mg/L)	1	-
Special Frequency 1	14-Dec-23	No Discharge	milligrams per litre (mg/L)	1	-
Special Frequency 1	10-Jan-24	No Discharge	milligrams per litre (mg/L)	1	-
Special Frequency 1	21-Feb-24	No Discharge	milligrams per litre (mg/L)	1	-
Special Frequency 1	06-Mar-24	No Discharge	milligrams per litre (mg/L)	1	-
Special Frequency 1	09-Apr-24	No Discharge	milligrams per litre (mg/L)	1	-
Special Frequency 1	24-Feb-24	No Discharge	milligrams per litre (mg/L)	1	-

TOTAL SUSPENDED SOLIDS

Frequency	Date Sample Obtained	Date Result Obtained	Unit of Measurement	100 Percentile Limit	Council Sample
Special Frequency 1	07-Jun-23	No Discharge	milligrams per litre (mg/L)	20	-
Special Frequency 1	05-Jul-23	No Discharge	milligrams per litre (mg/L)	20	-
Special Frequency 1	02-Aug-23	No Discharge	milligrams per litre (mg/L)	20	-
Special Frequency 1	06-Sep-23	No Discharge	milligrams per litre (mg/L)	20	-
Special Frequency 1	04-Oct-23	No Discharge	milligrams per litre (mg/L)	20	-
Special Frequency 1	01-Nov-23	No Discharge	milligrams per litre (mg/L)	20	-
Special Frequency 1	14-Dec-23	No Discharge	milligrams per litre (mg/L)	20	-
Special Frequency 1	10-Jan-24	No Discharge	milligrams per litre (mg/L)	20	-
Special Frequency 1	21-Feb-24	No Discharge	milligrams per litre (mg/L)	20	-
Special Frequency 1	06-Mar-24	No Discharge	milligrams per litre (mg/L)	20	-
Special Frequency 1	09-Apr-24	No Discharge	milligrams per litre (mg/L)	20	-
Special Frequency 1	24-Feb-24	No Discharge	milligrams per litre (mg/L)	20	-

Used
for
Emergency
Release
Only

OIL AND GREASE

Frequency	Date Sample Obtained	Date Result Obtained	Unit of Measurement	100 Percentile Limit	Council Sample
Special Frequency 1	07-Jun-23	No Discharge	milligrams per litre (mg/L)	10	-
Special Frequency 1	05-Jul-23	No Discharge	milligrams per litre (mg/L)	10	-
Special Frequency 1	02-Aug-23	No Discharge	milligrams per litre (mg/L)	10	-
Special Frequency 1	06-Sep-23	No Discharge	milligrams per litre (mg/L)	10	-
Special Frequency 1	04-Oct-23	No Discharge	milligrams per litre (mg/L)	10	-
Special Frequency 1	01-Nov-23	No Discharge	milligrams per litre (mg/L)	10	-
Special Frequency 1	14-Dec-23	No Discharge	milligrams per litre (mg/L)	10	-
Special Frequency 1	10-Jan-24	No Discharge	milligrams per litre (mg/L)	10	-
Special Frequency 1	21-Feb-24	No Discharge	milligrams per litre (mg/L)	10	-
Special Frequency 1	06-Mar-24	No Discharge	milligrams per litre (mg/L)	10	-
Special Frequency 1	09-Apr-24	No Discharge	milligrams per litre (mg/L)	10	-
Special Frequency 1	24-Feb-24	No Discharge	milligrams per litre (mg/L)	10	-

FAECAL COLIFORMS

Frequency	Date Sample Obtained	Date Result Obtained	Unit of Measurement	100 Percentile Limit	Council Sample
Special Frequency 1	07-Jun-23	No Discharge	colony forming units per 100 millilitres (cfu/100mL)	600	-
Special Frequency 1	05-Jul-23	No Discharge	colony forming units per 100 millilitres (cfu/100mL)	600	-
Special Frequency 1	02-Aug-23	No Discharge	colony forming units per 100 millilitres (cfu/100mL)	600	-
Special Frequency 1	06-Sep-23	No Discharge	colony forming units per 100 millilitres (cfu/100mL)	600	-
Special Frequency 1	04-Oct-23	No Discharge	colony forming units per 100 millilitres (cfu/100mL)	600	-
Special Frequency 1	01-Nov-23	No Discharge	colony forming units per 100 millilitres (cfu/100mL)	600	-
Special Frequency 1	14-Dec-23	No Discharge	colony forming units per 100 millilitres (cfu/100mL)	600	-
Special Frequency 1	10-Jan-24	No Discharge	colony forming units per 100 millilitres (cfu/100mL)	600	-
Special Frequency 1	21-Feb-24	No Discharge	colony forming units per 100 millilitres (cfu/100mL)	600	-
Special Frequency 1	06-Mar-24	No Discharge	colony forming units per 100 millilitres (cfu/100mL)	600	-
Special Frequency 1	09-Apr-24	No Discharge	colony forming units per 100 millilitres (cfu/100mL)	600	-
Special Frequency 1	24-Feb-24	No Discharge	colony forming units per 100 millilitres (cfu/100mL)	600	-

pH

Frequency	Date Sample Obtained	Date Result Obtained	Unit of Measurement	100 Percentile Limit	Council Sample
Special Frequency 1	07-Jun-23	No Discharge	pH	6.5-8.5	-
Special Frequency 1	05-Jul-23	No Discharge	pH	6.5-8.5	-
Special Frequency 1	02-Aug-23	No Discharge	pH	6.5-8.5	-
Special Frequency 1	06-Sep-23	No Discharge	pH	6.5-8.5	-
Special Frequency 1	04-Oct-23	No Discharge	pH	6.5-8.5	-
Special Frequency 1	01-Nov-23	No Discharge	pH	6.5-8.5	-
Special Frequency 1	14-Dec-23	No Discharge	pH	6.5-8.5	-
Special Frequency 1	10-Jan-24	No Discharge	pH	6.5-8.5	-
Special Frequency 1	21-Feb-24	No Discharge	pH	6.5-8.5	-
Special Frequency 1	06-Mar-24	No Discharge	pH	6.5-8.5	-
Special Frequency 1	09-Apr-24	No Discharge	pH	6.5-8.5	-
Special Frequency 1	24-Feb-24	No Discharge	pH	6.5-8.5	-

non-compliance notes:

--