

Sussex Inlet Wastewater Treatment Plant - Monitoring Summary

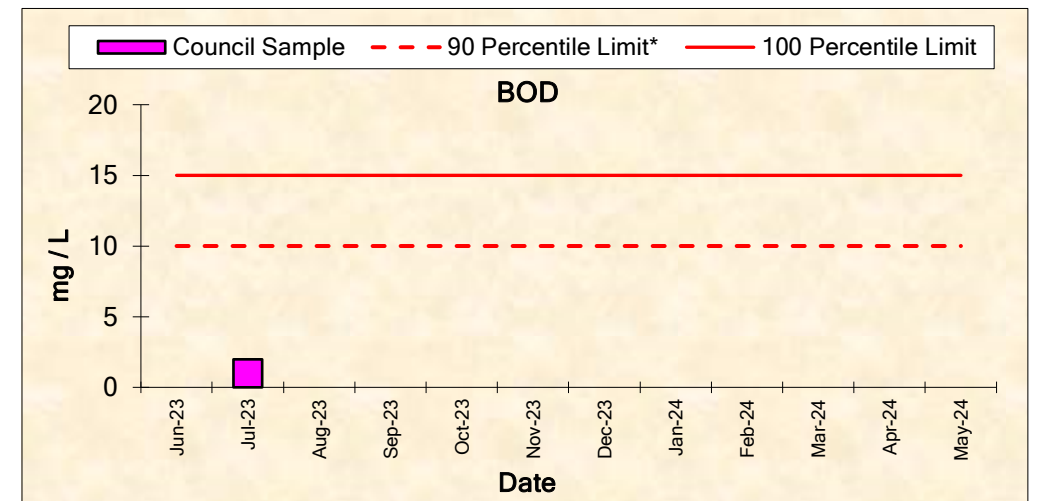
Licensee: Shoalhaven City Council, Shoalhaven Water, PO Box 42 Nowra 2541

Environment Protection License No. 3936

EPA ID No. 3 and 6

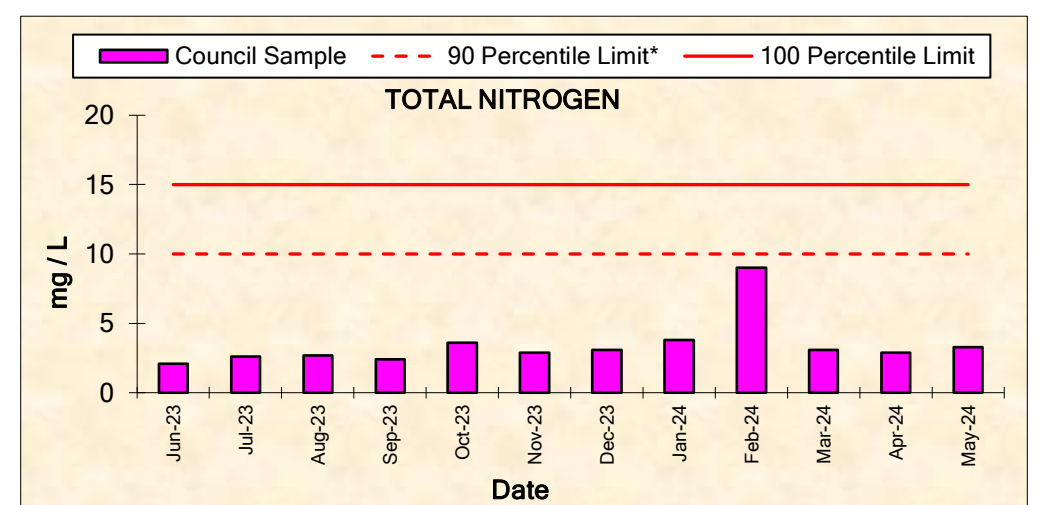
BOD

Frequency	Date Sample Obtained	Date Result Obtained	Unit of Measurement	90 Percentile Limit*	100 Percentile Limit	Council Sample
Monthly	07-Jun-23	15-Jun-23	milligrams per litre (mg/L)	10	15	<2
Monthly	05-Jul-23	12-Jul-23	milligrams per litre (mg/L)	10	15	2
Monthly	02-Aug-23	10-Aug-23	milligrams per litre (mg/L)	10	15	<2
Monthly	06-Sep-23	13-Sep-23	milligrams per litre (mg/L)	10	15	<2
Monthly	11-Oct-23	23-Oct-23	milligrams per litre (mg/L)	10	15	<2
Monthly	01-Nov-23	08-Nov-23	milligrams per litre (mg/L)	10	15	<2
Monthly	06-Dec-23	14-Dec-23	milligrams per litre (mg/L)	10	15	<2
Monthly	10-Jan-24	17-Jan-24	milligrams per litre (mg/L)	10	15	<2
Monthly	07-Feb-24	15-Feb-24	milligrams per litre (mg/L)	10	15	<2
Monthly	06-Mar-24	14-Mar-24	milligrams per litre (mg/L)	10	15	<2
Monthly	09-Apr-24	16-Apr-24	milligrams per litre (mg/L)	10	15	<2
Monthly	01-May-24	09-May-24	milligrams per litre (mg/L)	10	15	<2



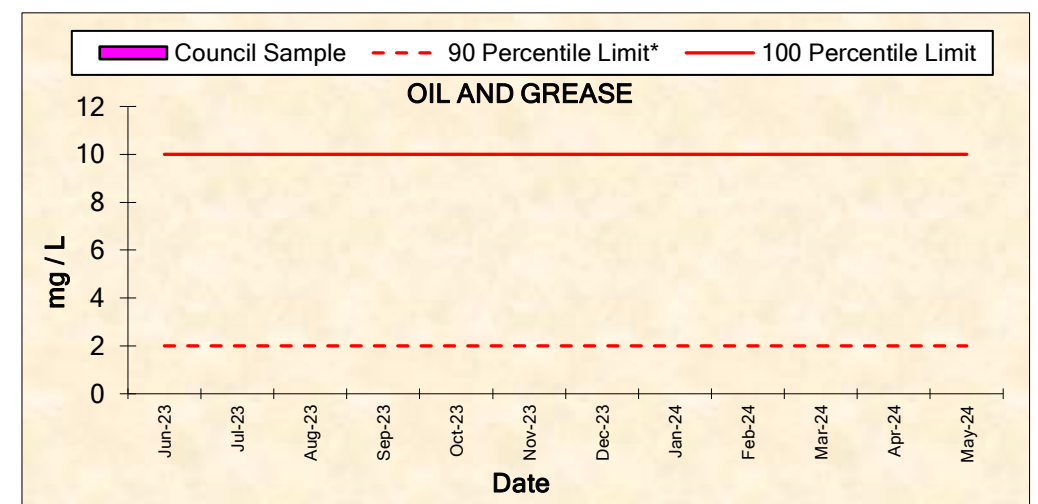
TOTAL NITROGEN

Frequency	Date Sample Obtained	Date Result Obtained	Unit of Measurement	90 Percentile Limit*	100 Percentile Limit	Council Sample
Monthly	07-Jun-23	15-Jun-23	milligrams per litre (mg/L)	10	15	2.1
Monthly	05-Jul-23	12-Jul-23	milligrams per litre (mg/L)	10	15	2.6
Monthly	02-Aug-23	10-Aug-23	milligrams per litre (mg/L)	10	15	2.7
Monthly	06-Sep-23	13-Sep-23	milligrams per litre (mg/L)	10	15	2.4
Monthly	11-Oct-23	23-Oct-23	milligrams per litre (mg/L)	10	15	3.6
Monthly	01-Nov-23	08-Nov-23	milligrams per litre (mg/L)	10	15	2.9
Monthly	06-Dec-23	14-Dec-23	milligrams per litre (mg/L)	10	15	3.1
Monthly	10-Jan-24	17-Jan-24	milligrams per litre (mg/L)	10	15	3.8
Monthly	07-Feb-24	15-Feb-24	milligrams per litre (mg/L)	10	15	9.0
Monthly	06-Mar-24	14-Mar-24	milligrams per litre (mg/L)	10	15	3.1
Monthly	09-Apr-24	16-Apr-24	milligrams per litre (mg/L)	10	15	2.9
Monthly	01-May-24	09-May-24	milligrams per litre (mg/L)	10	15	3.3



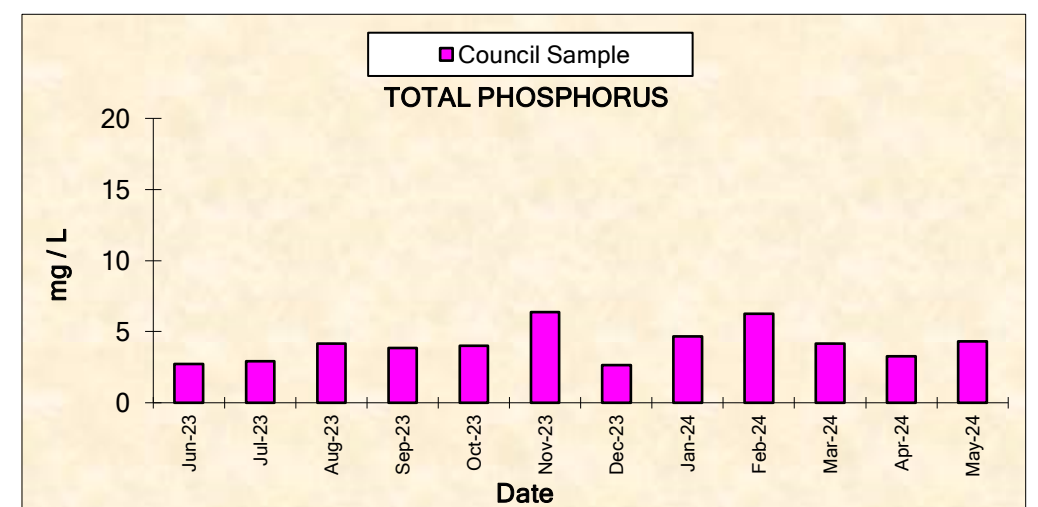
OIL AND GREASE

Frequency	Date Sample Obtained	Date Result Obtained	Unit of Measurement	90 Percentile Limit*	100 Percentile Limit	Council Sample
Monthly	07-Jun-23	15-Jun-23	milligrams per litre (mg/L)	2	10	<1
Monthly	05-Jul-23	12-Jul-23	milligrams per litre (mg/L)	2	10	<1
Monthly	02-Aug-23	10-Aug-23	milligrams per litre (mg/L)	2	10	<1
Monthly	06-Sep-23	13-Sep-23	milligrams per litre (mg/L)	2	10	<1
Monthly	11-Oct-23	23-Oct-23	milligrams per litre (mg/L)	2	10	<1
Monthly	01-Nov-23	08-Nov-23	milligrams per litre (mg/L)	2	10	<1
Monthly	06-Dec-23	14-Dec-23	milligrams per litre (mg/L)	2	10	<1
Monthly	10-Jan-24	17-Jan-24	milligrams per litre (mg/L)	2	10	<1
Monthly	07-Feb-24	15-Feb-24	milligrams per litre (mg/L)	2	10	<1
Monthly	06-Mar-24	14-Mar-24	milligrams per litre (mg/L)	2	10	<1
Monthly	09-Apr-24	16-Apr-24	milligrams per litre (mg/L)	2	10	<1
Monthly	01-May-24	09-May-24	milligrams per litre (mg/L)	2	10	<1



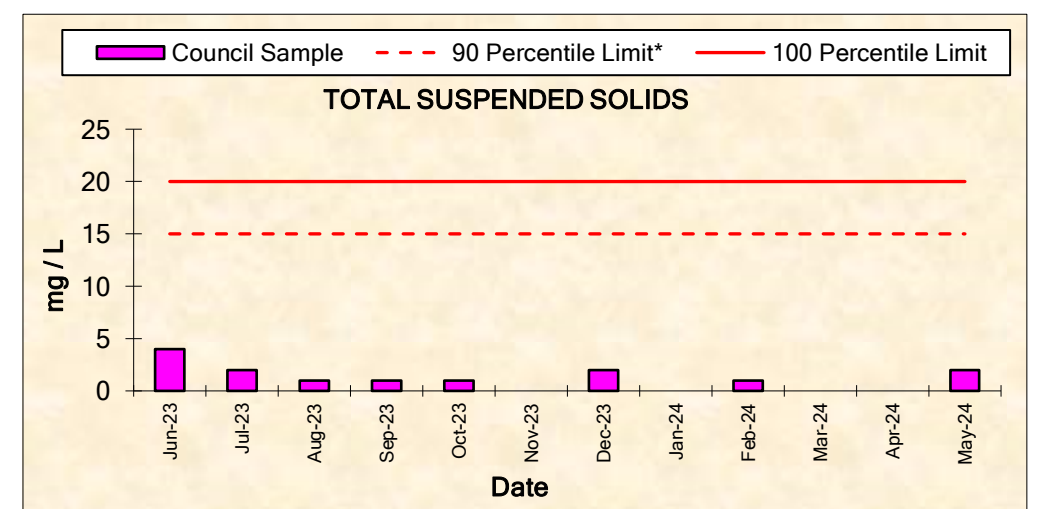
TOTAL PHOSPHORUS

Frequency	Date Sample Obtained	Date Result Obtained	Unit of Measurement	EPA Limit	Council Sample
Monthly	07-Jun-23	15-Jun-23	milligrams per litre (mg/L)	MONITORING CONDITION	2.72
Monthly	05-Jul-23	12-Jul-23	milligrams per litre (mg/L)		2.92
Monthly	02-Aug-23	10-Aug-23	milligrams per litre (mg/L)		4.17
Monthly	06-Sep-23	13-Sep-23	milligrams per litre (mg/L)		3.84
Monthly	11-Oct-23	23-Oct-23	milligrams per litre (mg/L)		3.99
Monthly	01-Nov-23	08-Nov-23	milligrams per litre (mg/L)		6.36
Monthly	06-Dec-23	14-Dec-23	milligrams per litre (mg/L)		2.65
Monthly	10-Jan-24	17-Jan-24	milligrams per litre (mg/L)		4.67
Monthly	07-Feb-24	15-Feb-24	milligrams per litre (mg/L)		6.27
Monthly	06-Mar-24	14-Mar-24	milligrams per litre (mg/L)		4.15
Monthly	09-Apr-24	16-Apr-24	milligrams per litre (mg/L)		3.26
Monthly	01-May-24	09-May-24	milligrams per litre (mg/L)		4.33



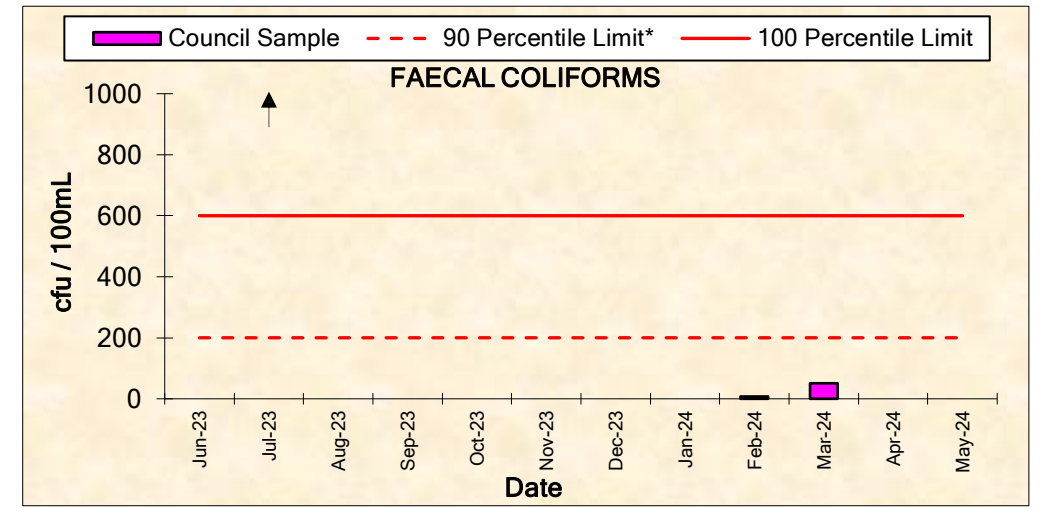
TOTAL SUSPENDED SOLIDS

Frequency	Date Sample Obtained	Date Result Obtained	Unit of Measurement	90 Percentile Limit*	100 Percentile Limit	Council Sample
Monthly	07-Jun-23	15-Jun-23	milligrams per litre (mg/L)	15	20	4
Monthly	05-Jul-23	12-Jul-23	milligrams per litre (mg/L)	15	20	2
Monthly	02-Aug-23	10-Aug-23	milligrams per litre (mg/L)	15	20	1
Monthly	06-Sep-23	13-Sep-23	milligrams per litre (mg/L)	15	20	1
Monthly	11-Oct-23	23-Oct-23	milligrams per litre (mg/L)	15	20	1
Monthly	01-Nov-23	08-Nov-23	milligrams per litre (mg/L)	15	20	<1
Monthly	06-Dec-23	14-Dec-23	milligrams per litre (mg/L)	15	20	2
Monthly	10-Jan-24	17-Jan-24	milligrams per litre (mg/L)	15	20	<1
Monthly	07-Feb-24	15-Feb-24	milligrams per litre (mg/L)	15	20	1
Monthly	06-Mar-24	14-Mar-24	milligrams per litre (mg/L)	15	20	<1
Monthly	09-Apr-24	16-Apr-24	milligrams per litre (mg/L)	15	20	<1
Monthly	01-May-24	09-May-24	milligrams per litre (mg/L)	15	20	2



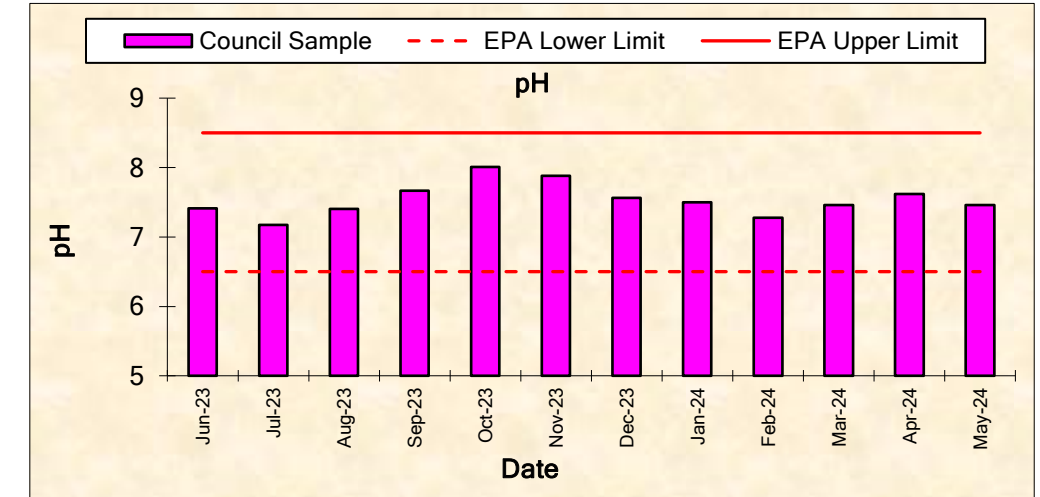
FAECAL COLIFORMS

Frequency	Date Sample Obtained	Date Result Obtained	Unit of Measurement	90 Percentile Limit*	100 Percentile Limit	Council Sample
Monthly	07-Jun-23	15-Jun-23	colony forming units per 100 millilitres (cfu/100mL)	200	600	<1
Monthly	05-Jul-23	12-Jul-23	colony forming units per 100 millilitres (cfu/100mL)	200	600	<1
Monthly	02-Aug-23	10-Aug-23	colony forming units per 100 millilitres (cfu/100mL)	200	600	<1
Monthly	06-Sep-23	13-Sep-23	colony forming units per 100 millilitres (cfu/100mL)	200	600	<1
Monthly	11-Oct-23	23-Oct-23	colony forming units per 100 millilitres (cfu/100mL)	200	600	<1
Monthly	01-Nov-23	08-Nov-23	colony forming units per 100 millilitres (cfu/100mL)	200	600	<1
Monthly	06-Dec-23	14-Dec-23	colony forming units per 100 millilitres (cfu/100mL)	200	600	<1
Monthly	10-Jan-24	17-Jan-24	colony forming units per 100 millilitres (cfu/100mL)	200	600	<1
Monthly	07-Feb-24	15-Feb-24	colony forming units per 100 millilitres (cfu/100mL)	200	600	8
Monthly	06-Mar-24	14-Mar-24	colony forming units per 100 millilitres (cfu/100mL)	200	600	51
Monthly	09-Apr-24	16-Apr-24	colony forming units per 100 millilitres (cfu/100mL)	200	600	<1
Monthly	01-May-24	09-May-24	colony forming units per 100 millilitres (cfu/100mL)	200	600	<1



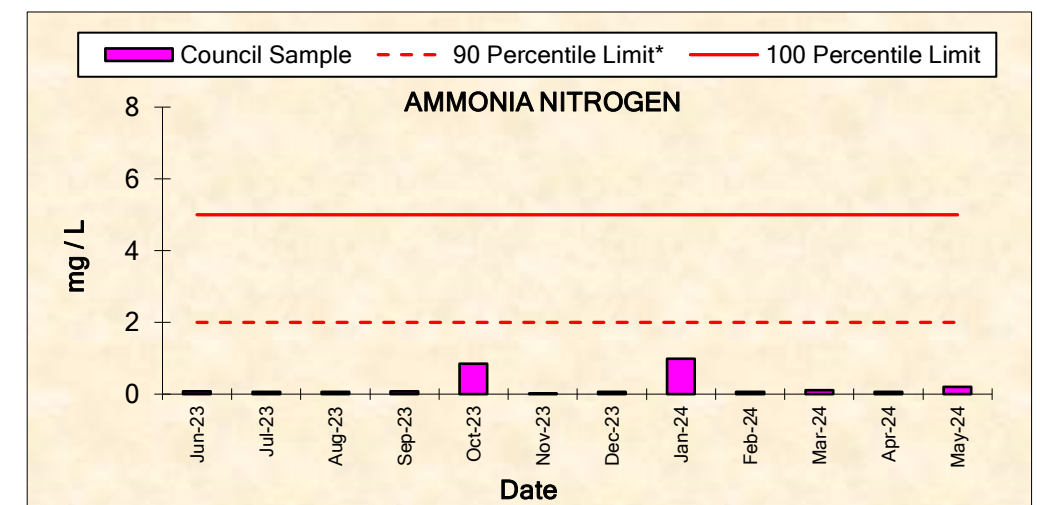
pH

Frequency	Date Sample Obtained	Date Result Obtained	Unit of Measurement	90 Percentile Limit*	100 Percentile Limit	Council Sample
Monthly	07-Jun-23	15-Jun-23	pH	6.5-8.5	7.4	7.4
Monthly	05-Jul-23	12-Jul-23	pH	6.5-8.5	7.2	7.2
Monthly	02-Aug-23	10-Aug-23	pH	6.5-8.5	7.4	7.4
Monthly	06-Sep-23	13-Sep-23	pH	6.5-8.5	7.7	7.7
Monthly	11-Oct-23	23-Oct-23	pH	6.5-8.5	8.0	8.0
Monthly	01-Nov-23	08-Nov-23	pH	6.5-8.5	7.9	7.9
Monthly	06-Dec-23	14-Dec-23	pH	6.5-8.5	7.6	7.6
Monthly	10-Jan-24	17-Jan-24	pH	6.5-8.5	7.5	7.5
Monthly	07-Feb-24	15-Feb-24	pH	6.5-8.5	7.3	7.3
Monthly	06-Mar-24	14-Mar-24	pH	6.5-8.5	7.5	7.5
Monthly	09-Apr-24	16-Apr-24	pH	6.5-8.5	7.6	7.6
Monthly	01-May-24	09-May-24	pH	6.5-8.5	7.5	7.5



AMMONIA NITROGEN

Frequency	Date Sample Obtained	Date Result Obtained	Unit of Measurement	90 Percentile Limit*	100 Percentile Limit	Council Sample
Monthly	07-Jun-23	15-Jun-23	milligrams per litre (mg/L)	2	5	0.08
Monthly	05-Jul-23	12-Jul-23	milligrams per litre (mg/L)	2	5	0.06
Monthly	02-Aug-23	10-Aug-23	milligrams per litre (mg/L)	2	5	0.07
Monthly	06-Sep-23	13-Sep-23	milligrams per litre (mg/L)	2	5	0.08
Monthly	11-Oct-23	23-Oct-23	milligrams per litre (mg/L)	2	5	0.84
Monthly	01-Nov-23	08-Nov-23	milligrams per litre (mg/L)	2	5	0.02
Monthly	06-Dec-23	14-Dec-23	milligrams per litre (mg/L)	2	5	0.06
Monthly	10-Jan-24	17-Jan-24	milligrams per litre (mg/L)	2	5	0.98
Monthly	07-Feb-24	15-Feb-24	milligrams per litre (mg/L)	2	5	0.06
Monthly	06-Mar-24	14-Mar-24	milligrams per litre (mg/L)	2	5	0.11
Monthly	09-Apr-24	16-Apr-24	milligrams per litre (mg/L)	2	5	0.07
Monthly	01-May-24	09-May-24	milligrams per litre (mg/L)	2	5	0.20



* Note: 90th percentile limit compliance calculated on an annual basis

non-compliance notes: