

# Ulladulla Wastewater Treatment Plant - Monitoring Summary

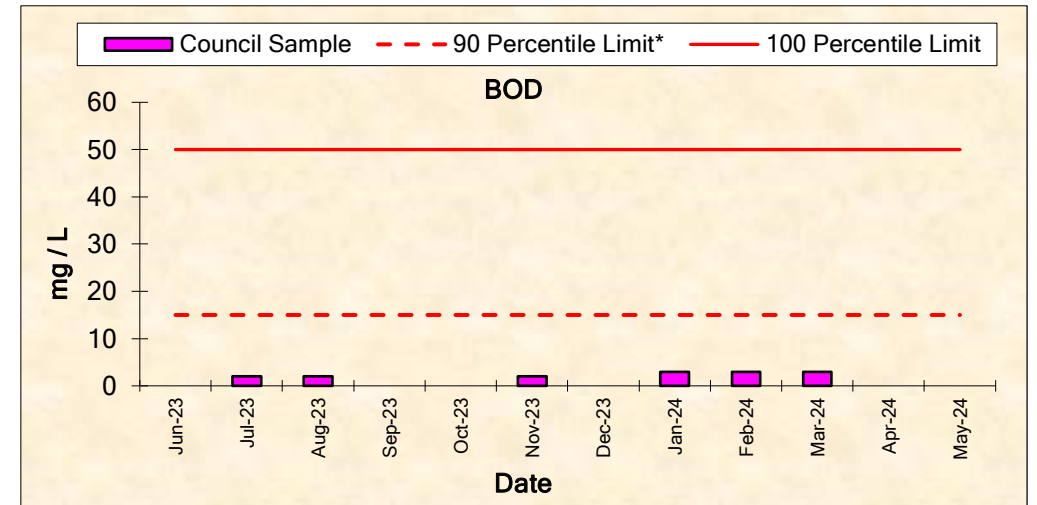
Licensee: Shoalhaven City Council, Shoalhaven Water, PO Box 42 Nowra 2541

Environment Protection License No. 446

EPA ID No. 5

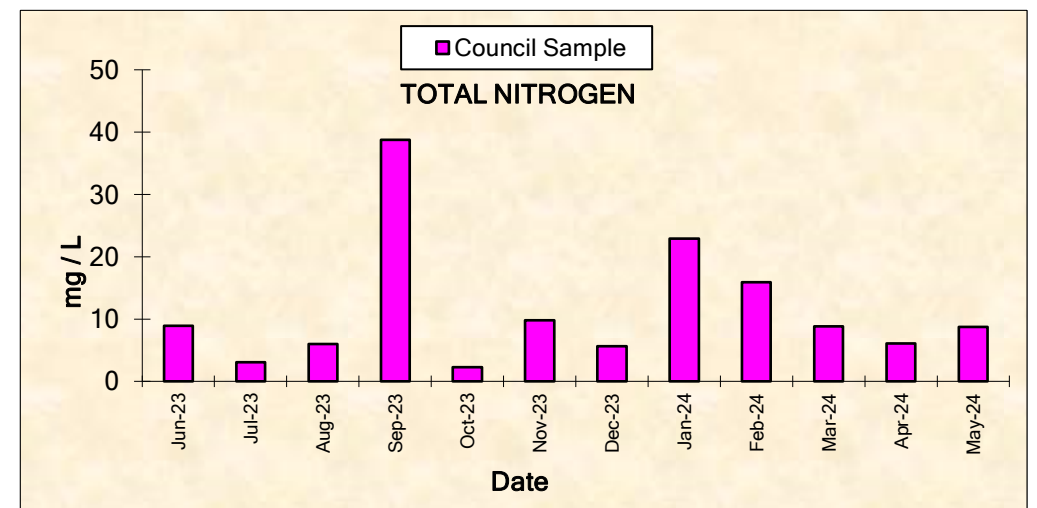
## BOD

Frequency	Date Sample Obtained	Date Result Obtained	Unit of Measurement	90 Percentile Limit*	100 Percentile Limit	Council Sample
Monthly	07-Jun-23	15-Jun-23	milligrams per litre (mg/L)	15	50	<2
Monthly	05-Jul-23	12-Jul-23	milligrams per litre (mg/L)	15	50	2
Monthly	02-Aug-23	10-Aug-23	milligrams per litre (mg/L)	15	50	2
Monthly	06-Sep-23	13-Sep-23	milligrams per litre (mg/L)	15	50	<2
Monthly	04-Oct-23	11-Oct-23	milligrams per litre (mg/L)	15	50	<2
Monthly	01-Nov-23	09-Nov-23	milligrams per litre (mg/L)	15	50	2
Monthly	06-Dec-23	14-Dec-23	milligrams per litre (mg/L)	15	50	<2
Monthly	10-Jan-24	18-Jan-24	milligrams per litre (mg/L)	15	50	3
Monthly	07-Feb-24	15-Feb-24	milligrams per litre (mg/L)	15	50	3
Monthly	06-Mar-24	14-Mar-24	milligrams per litre (mg/L)	15	50	3
Monthly	09-Apr-24	16-Apr-24	milligrams per litre (mg/L)	15	50	<2
Monthly	01-May-24	09-May-24	milligrams per litre (mg/L)	15	50	<2



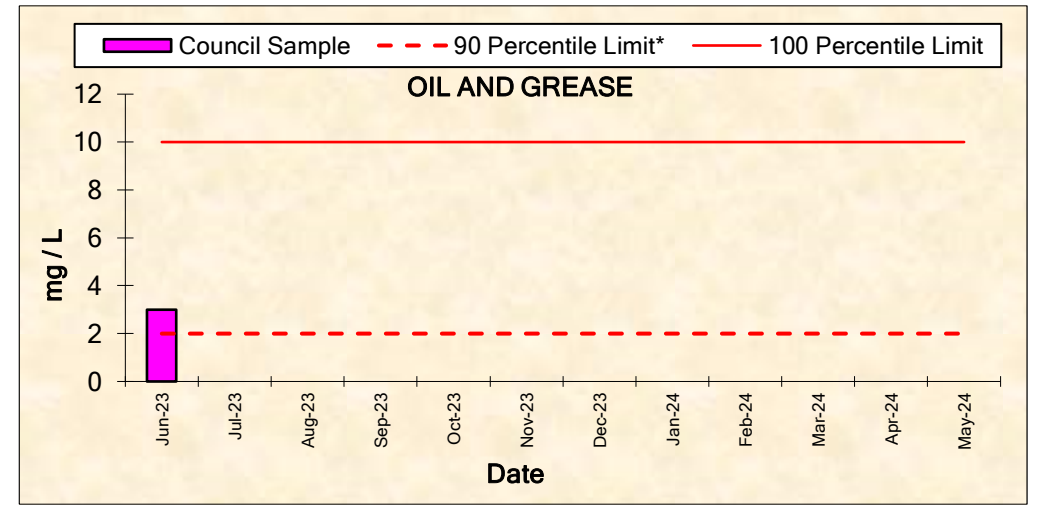
## TOTAL NITROGEN

Frequency	Date Sample Obtained	Date Result Obtained	Unit of Measurement	EPA Limit	Council Sample
Monthly	07-Jun-23	15-Jun-23	milligrams per litre (mg/L)	MONITORING CONDITION	8.9
Monthly	05-Jul-23	12-Jul-23	milligrams per litre (mg/L)		3.1
Monthly	02-Aug-23	10-Aug-23	milligrams per litre (mg/L)		6.0
Monthly	06-Sep-23	13-Sep-23	milligrams per litre (mg/L)		38.8
Monthly	04-Oct-23	11-Oct-23	milligrams per litre (mg/L)		2.3
Monthly	01-Nov-23	09-Nov-23	milligrams per litre (mg/L)		9.8
Monthly	06-Dec-23	14-Dec-23	milligrams per litre (mg/L)		5.6
Monthly	10-Jan-24	18-Jan-24	milligrams per litre (mg/L)		22.9
Monthly	07-Feb-24	15-Feb-24	milligrams per litre (mg/L)		15.9
Monthly	06-Mar-24	14-Mar-24	milligrams per litre (mg/L)		8.8
Monthly	09-Apr-24	16-Apr-24	milligrams per litre (mg/L)		6.1
Monthly	01-May-24	09-May-24	milligrams per litre (mg/L)		8.7



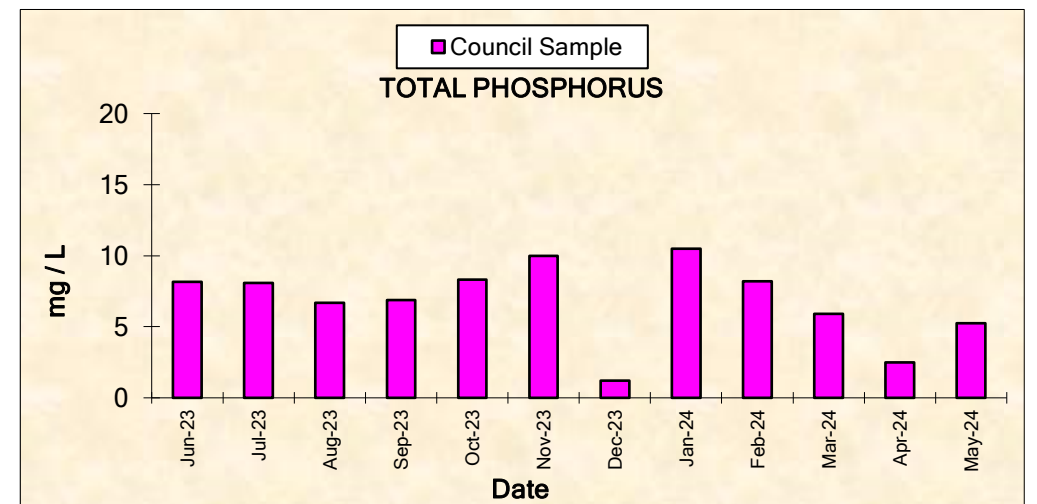
## OIL AND GREASE

Frequency	Date Sample Obtained	Date Result Obtained	Unit of Measurement	90 Percentile Limit*	100 Percentile Limit	Council Sample
Monthly	07-Jun-23	15-Jun-23	milligrams per litre (mg/L)	2	10	3
Monthly	05-Jul-23	12-Jul-23	milligrams per litre (mg/L)	2	10	<1
Monthly	02-Aug-23	10-Aug-23	milligrams per litre (mg/L)	2	10	<1
Monthly	06-Sep-23	13-Sep-23	milligrams per litre (mg/L)	2	10	<1
Monthly	04-Oct-23	11-Oct-23	milligrams per litre (mg/L)	2	10	<1
Monthly	01-Nov-23	09-Nov-23	milligrams per litre (mg/L)	2	10	<1
Monthly	06-Dec-23	14-Dec-23	milligrams per litre (mg/L)	2	10	<1
Monthly	10-Jan-24	18-Jan-24	milligrams per litre (mg/L)	2	10	<1
Monthly	07-Feb-24	15-Feb-24	milligrams per litre (mg/L)	2	10	<1
Monthly	06-Mar-24	14-Mar-24	milligrams per litre (mg/L)	2	10	<1
Monthly	09-Apr-24	16-Apr-24	milligrams per litre (mg/L)	2	10	<1
Monthly	01-May-24	09-May-24	milligrams per litre (mg/L)	2	10	<1



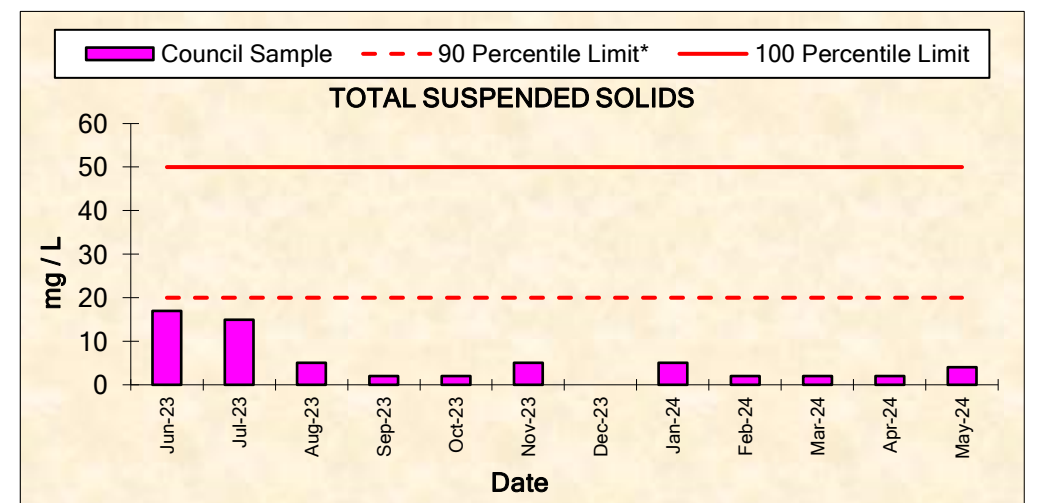
## TOTAL PHOSPHORUS

Frequency	Date Sample Obtained	Date Result Obtained	Unit of Measurement	EPA Limit	Council Sample
Monthly	07-Jun-23	15-Jun-23	milligrams per litre (mg/L)	MONITORING CONDITION	8.2
Monthly	05-Jul-23	12-Jul-23	milligrams per litre (mg/L)		8.1
Monthly	02-Aug-23	10-Aug-23	milligrams per litre (mg/L)		6.7
Monthly	06-Sep-23	13-Sep-23	milligrams per litre (mg/L)		6.9
Monthly	04-Oct-23	11-Oct-23	milligrams per litre (mg/L)		8.3
Monthly	01-Nov-23	09-Nov-23	milligrams per litre (mg/L)		10.0
Monthly	06-Dec-23	14-Dec-23	milligrams per litre (mg/L)		1.2
Monthly	10-Jan-24	18-Jan-24	milligrams per litre (mg/L)		10.5
Monthly	07-Feb-24	15-Feb-24	milligrams per litre (mg/L)		8.2
Monthly	06-Mar-24	14-Mar-24	milligrams per litre (mg/L)		5.9
Monthly	09-Apr-24	16-Apr-24	milligrams per litre (mg/L)		2.5
Monthly	01-May-24	09-May-24	milligrams per litre (mg/L)		5.2



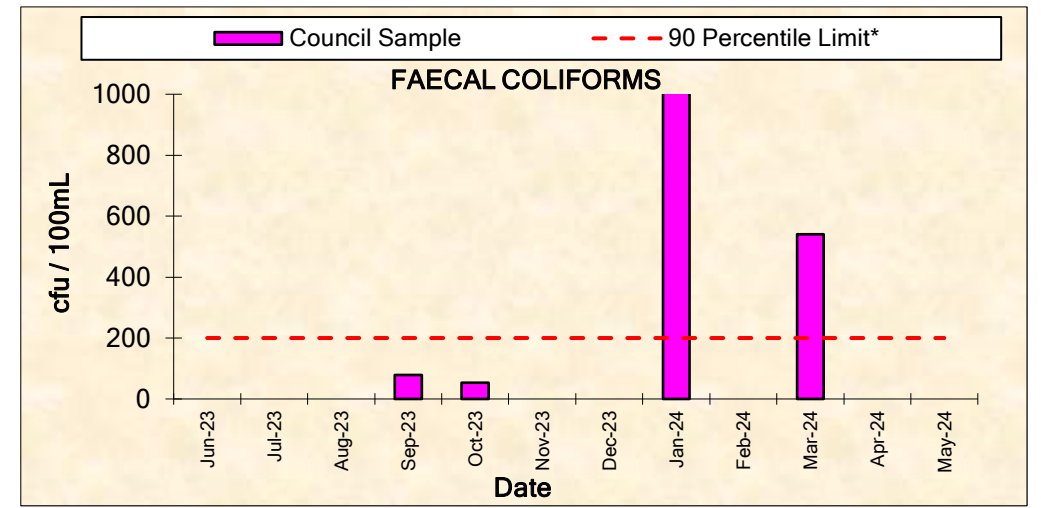
## TOTAL SUSPENDED SOLIDS

Frequency	Date Sample Obtained	Date Result Obtained	Unit of Measurement	90 Percentile Limit*	100 Percentile Limit	Council Sample
Monthly	07-Jun-23	15-Jun-23	milligrams per litre (mg/L)	20	50	17
Monthly	05-Jul-23	12-Jul-23	milligrams per litre (mg/L)	20	50	15
Monthly	02-Aug-23	10-Aug-23	milligrams per litre (mg/L)	20	50	5
Monthly	06-Sep-23	13-Sep-23	milligrams per litre (mg/L)	20	50	2
Monthly	04-Oct-23	11-Oct-23	milligrams per litre (mg/L)	20	50	2
Monthly	01-Nov-23	09-Nov-23	milligrams per litre (mg/L)	20	50	5
Monthly	06-Dec-23	14-Dec-23	milligrams per litre (mg/L)	20	50	<1
Monthly	10-Jan-24	18-Jan-24	milligrams per litre (mg/L)	20	50	5
Monthly	07-Feb-24	15-Feb-24	milligrams per litre (mg/L)	20	50	2
Monthly	06-Mar-24	14-Mar-24	milligrams per litre (mg/L)	20	50	2
Monthly	09-Apr-24	16-Apr-24	milligrams per litre (mg/L)	20	50	2
Monthly	01-May-24	09-May-24	milligrams per litre (mg/L)	20	50	4



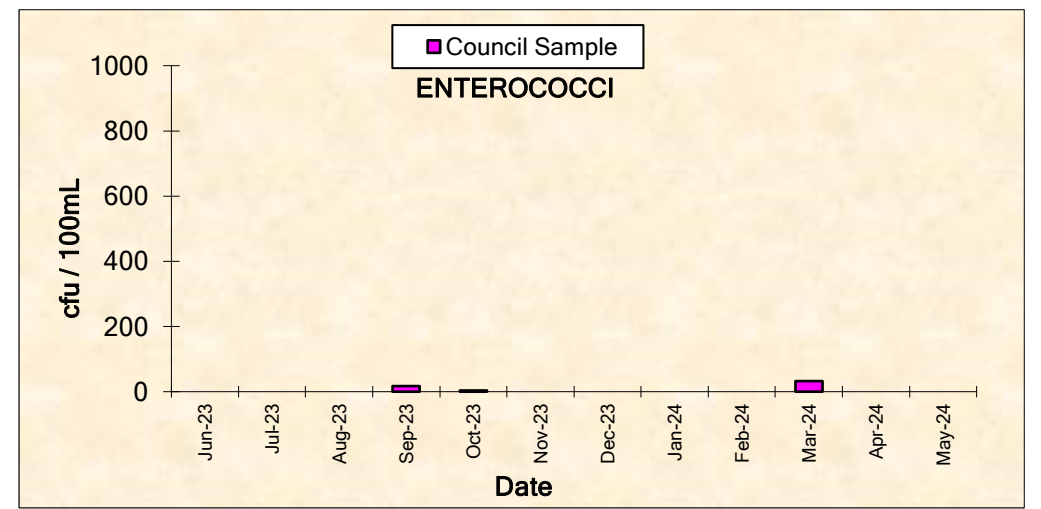
## FAECAL COLIFORMS

Frequency	Date Sample Obtained	Date Result Obtained	Unit of Measurement	90 Percentile Limit*	Council Sample
Special Frequency 1	07-Jun-23	15-Jun-23	colony forming units per 100 millilitres (cfu/100mL)	200	~8
Special Frequency 1	05-Jul-23	12-Jul-23	colony forming units per 100 millilitres (cfu/100mL)	200	<1
Special Frequency 1	02-Aug-23	10-Aug-23	colony forming units per 100 millilitres (cfu/100mL)	200	~1
Special Frequency 1	06-Sep-23	13-Sep-23	colony forming units per 100 millilitres (cfu/100mL)	200	78
Special Frequency 1	04-Oct-23	11-Oct-23	colony forming units per 100 millilitres (cfu/100mL)	200	54
Special Frequency 1	01-Nov-23	09-Nov-23	colony forming units per 100 millilitres (cfu/100mL)	200	~5
Special Frequency 1	06-Dec-23	14-Dec-23	colony forming units per 100 millilitres (cfu/100mL)	200	<1
Special Frequency 1	10-Jan-24	18-Jan-24	colony forming units per 100 millilitres (cfu/100mL)	200	1600
Special Frequency 1	07-Feb-24	15-Feb-24	colony forming units per 100 millilitres (cfu/100mL)	200	~90
Special Frequency 1	06-Mar-24	14-Mar-24	colony forming units per 100 millilitres (cfu/100mL)	200	540
Special Frequency 1	09-Apr-24	16-Apr-24	colony forming units per 100 millilitres (cfu/100mL)	200	~4
Special Frequency 1	01-May-24	09-May-24	colony forming units per 100 millilitres (cfu/100mL)	200	<1



## ENTEROCOCCI

Frequency	Date Sample Obtained	Date Result Obtained	Unit of Measurement	EPA Limit	Council Sample	
Special Frequency 1	07-Jun-23	15-Jun-23	colony forming units per 100 millilitres (cfu/100mL)	MONITORING	~10	
Special Frequency 1	05-Jul-23	12-Jul-23	colony forming units per 100 millilitres (cfu/100mL)		<1	
Special Frequency 1	02-Aug-23	10-Aug-23	colony forming units per 100 millilitres (cfu/100mL)		<1	
Special Frequency 1	06-Sep-23	13-Sep-23	colony forming units per 100 millilitres (cfu/100mL)		18	
Special Frequency 1	04-Oct-23	11-Oct-23	colony forming units per 100 millilitres (cfu/100mL)		4	
Special Frequency 1	01-Nov-23	09-Nov-23	colony forming units per 100 millilitres (cfu/100mL)		<1	
Special Frequency 1	06-Dec-23	14-Dec-23	colony forming units per 100 millilitres (cfu/100mL)		CONDITION	<1
Special Frequency 1	10-Jan-24	18-Jan-24	colony forming units per 100 millilitres (cfu/100mL)			~7
Special Frequency 1	07-Feb-24	15-Feb-24	colony forming units per 100 millilitres (cfu/100mL)			~9
Special Frequency 1	06-Mar-24	14-Mar-24	colony forming units per 100 millilitres (cfu/100mL)			32
Special Frequency 1	09-Apr-24	16-Apr-24	colony forming units per 100 millilitres (cfu/100mL)	<1		
Special Frequency 1	01-May-24	09-May-24	colony forming units per 100 millilitres (cfu/100mL)	<1		



\* Note: 90th percentile limit compliance calculated on an annual basis

non-compliance notes: