

Shoalhaven Heads Wastewater Treatment Plant - Monitoring Summary

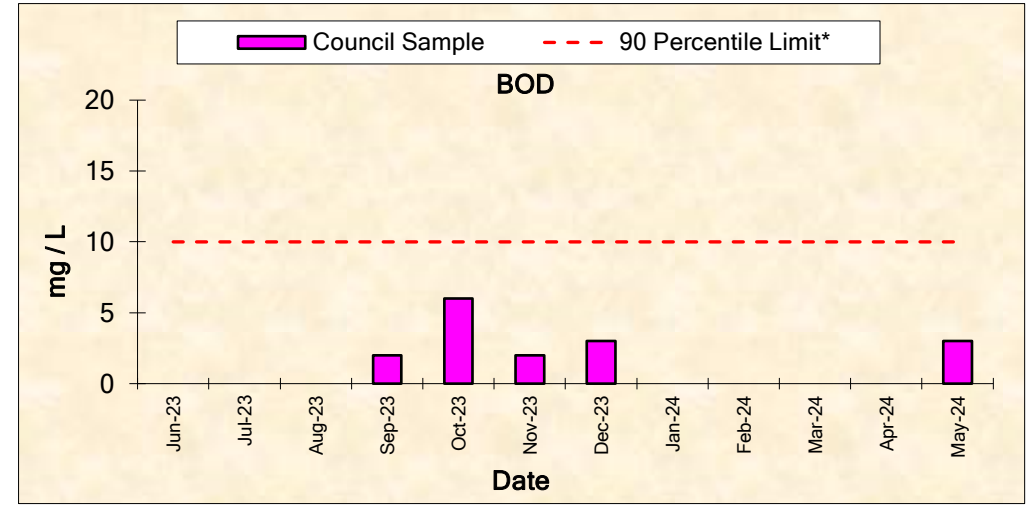
Licensee: Shoalhaven City Council, Shoalhaven Water, PO Box 42 Nowra 2541

Environment Protection License No. 4128

EPA ID No. 3

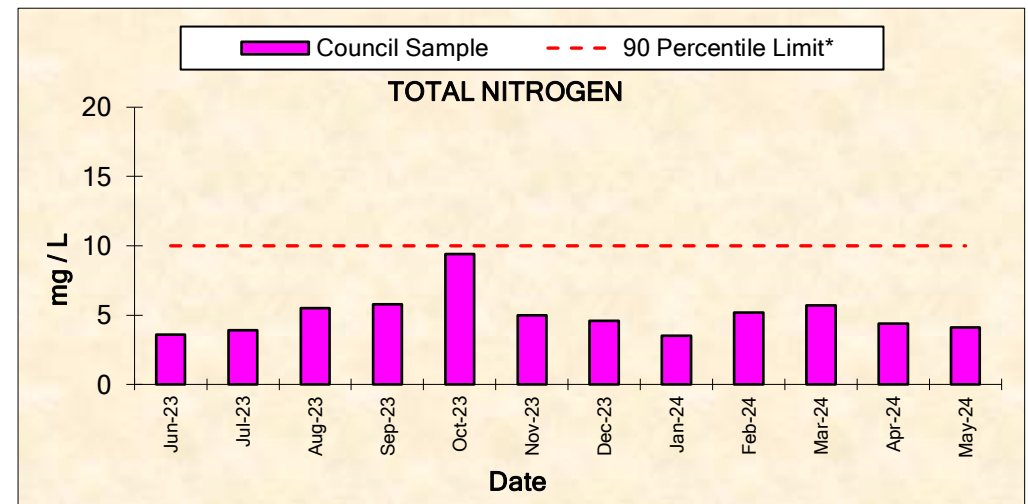
BOD

Frequency	Date Sample Obtained	Date Result Obtained	Unit of Measurement	90 Percentile Limit*	Council Sample
Monthly	07-Jun-23	15-Jun-23	milligrams per litre (mg/L)	10	<2
Monthly	05-Jul-23	12-Jul-23	milligrams per litre (mg/L)	10	<2
Monthly	02-Aug-23	10-Aug-23	milligrams per litre (mg/L)	10	<2
Monthly	06-Sep-23	13-Sep-23	milligrams per litre (mg/L)	10	2
Monthly	04-Oct-23	11-Oct-23	milligrams per litre (mg/L)	10	6
Monthly	01-Nov-23	08-Nov-23	milligrams per litre (mg/L)	10	2
Monthly	06-Dec-23	14-Dec-23	milligrams per litre (mg/L)	10	3
Monthly	23-Jan-24	31-Jan-24	milligrams per litre (mg/L)	10	<2
Monthly	07-Feb-24	15-Feb-24	milligrams per litre (mg/L)	10	<2
Monthly	05-Mar-24	14-Mar-24	milligrams per litre (mg/L)	10	<2
Monthly	09-Apr-24	16-Apr-24	milligrams per litre (mg/L)	10	<2
Monthly	01-May-24	09-May-24	milligrams per litre (mg/L)	10	3



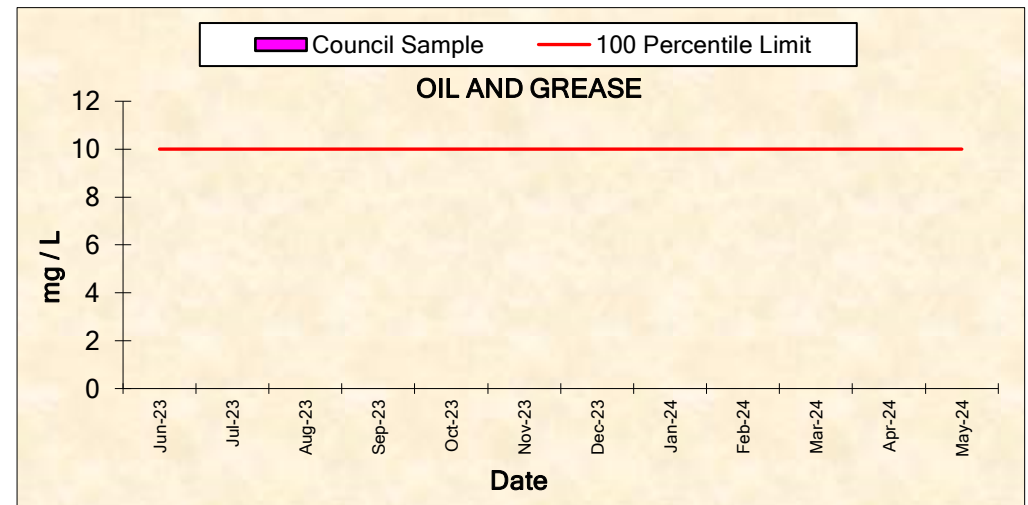
TOTAL NITROGEN

Frequency	Date Sample Obtained	Date Result Obtained	Unit of Measurement	90 Percentile Limit*	Council Sample
Monthly	07-Jun-23	15-Jun-23	milligrams per litre (mg/L)	10	3.6
Monthly	05-Jul-23	12-Jul-23	milligrams per litre (mg/L)	10	3.9
Monthly	02-Aug-23	10-Aug-23	milligrams per litre (mg/L)	10	5.5
Monthly	06-Sep-23	13-Sep-23	milligrams per litre (mg/L)	10	5.8
Monthly	04-Oct-23	11-Oct-23	milligrams per litre (mg/L)	10	9.4
Monthly	01-Nov-23	08-Nov-23	milligrams per litre (mg/L)	10	5.0
Monthly	06-Dec-23	14-Dec-23	milligrams per litre (mg/L)	10	4.6
Monthly	23-Jan-24	31-Jan-24	milligrams per litre (mg/L)	10	3.5
Monthly	07-Feb-24	15-Feb-24	milligrams per litre (mg/L)	10	5.2
Monthly	05-Mar-24	14-Mar-24	milligrams per litre (mg/L)	10	5.7
Monthly	09-Apr-24	16-Apr-24	milligrams per litre (mg/L)	10	4.4
Monthly	01-May-24	09-May-24	milligrams per litre (mg/L)	10	4.1



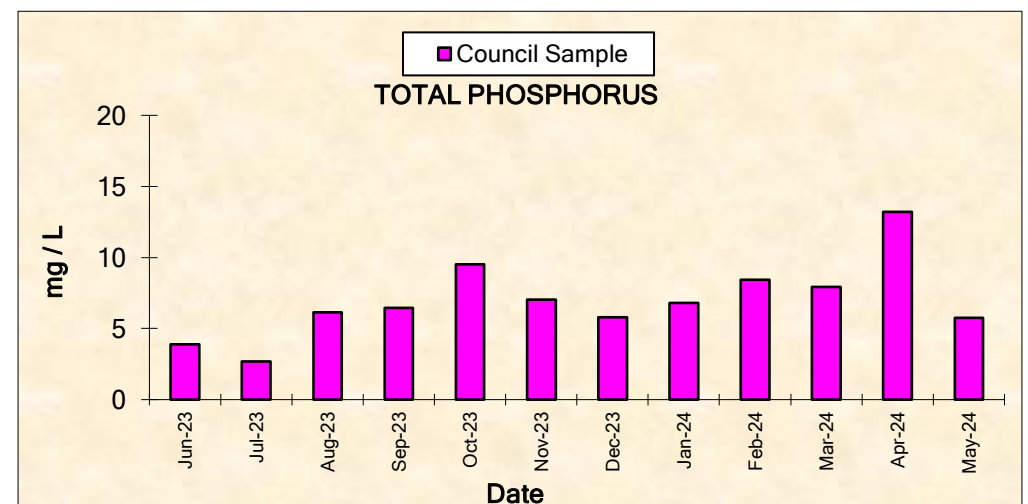
OIL AND GREASE

Frequency	Date Sample Obtained	Date Result Obtained	Unit of Measurement	100 Percentile Limit	Council Sample
Monthly	07-Jun-23	15-Jun-23	milligrams per litre (mg/L)	10	<1
Monthly	05-Jul-23	12-Jul-23	milligrams per litre (mg/L)	10	<1
Monthly	02-Aug-23	10-Aug-23	milligrams per litre (mg/L)	10	<1
Monthly	06-Sep-23	13-Sep-23	milligrams per litre (mg/L)	10	<1
Monthly	04-Oct-23	11-Oct-23	milligrams per litre (mg/L)	10	<1
Monthly	01-Nov-23	08-Nov-23	milligrams per litre (mg/L)	10	<1
Monthly	06-Dec-23	14-Dec-23	milligrams per litre (mg/L)	10	<1
Monthly	23-Jan-24	31-Jan-24	milligrams per litre (mg/L)	10	<1
Monthly	07-Feb-24	15-Feb-24	milligrams per litre (mg/L)	10	<1
Monthly	05-Mar-24	14-Mar-24	milligrams per litre (mg/L)	10	<1
Monthly	09-Apr-24	16-Apr-24	milligrams per litre (mg/L)	10	<1
Monthly	01-May-24	09-May-24	milligrams per litre (mg/L)	10	<1



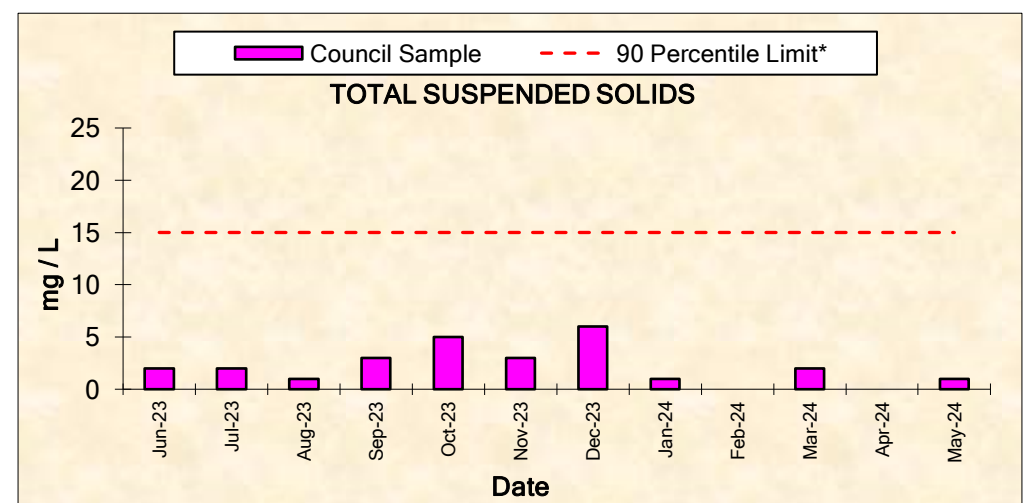
TOTAL PHOSPHORUS

Frequency	Date Sample Obtained	Date Result Obtained	Unit of Measurement	EPA Limit	Council Sample
Monthly	07-Jun-23	15-Jun-23	milligrams per litre (mg/L)	MONITORING CONDITION	3.9
Monthly	05-Jul-23	12-Jul-23	milligrams per litre (mg/L)		2.7
Monthly	02-Aug-23	10-Aug-23	milligrams per litre (mg/L)		6.2
Monthly	06-Sep-23	13-Sep-23	milligrams per litre (mg/L)		6.4
Monthly	04-Oct-23	11-Oct-23	milligrams per litre (mg/L)		9.5
Monthly	01-Nov-23	08-Nov-23	milligrams per litre (mg/L)		7.0
Monthly	06-Dec-23	14-Dec-23	milligrams per litre (mg/L)		5.8
Monthly	23-Jan-24	31-Jan-24	milligrams per litre (mg/L)		6.8
Monthly	07-Feb-24	15-Feb-24	milligrams per litre (mg/L)		8.5
Monthly	05-Mar-24	14-Mar-24	milligrams per litre (mg/L)		7.9
Monthly	09-Apr-24	16-Apr-24	milligrams per litre (mg/L)		13.2
Monthly	01-May-24	09-May-24	milligrams per litre (mg/L)		5.8



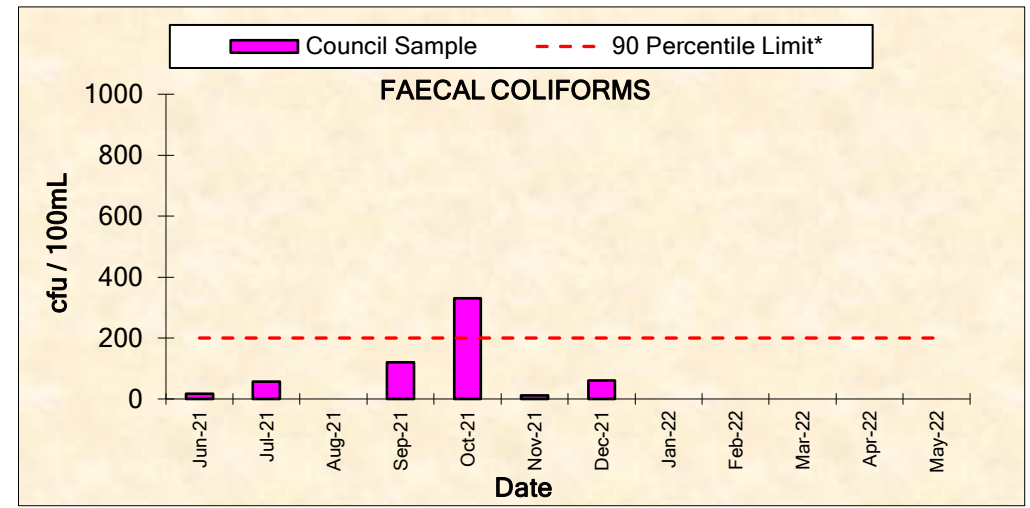
TOTAL SUSPENDED SOLIDS

Frequency	Date Sample Obtained	Date Result Obtained	Unit of Measurement	90 Percentile Limit*	Council Sample
Monthly	07-Jun-23	15-Jun-23	milligrams per litre (mg/L)	15	2
Monthly	05-Jul-23	12-Jul-23	milligrams per litre (mg/L)	15	2
Monthly	02-Aug-23	10-Aug-23	milligrams per litre (mg/L)	15	1
Monthly	06-Sep-23	13-Sep-23	milligrams per litre (mg/L)	15	3
Monthly	04-Oct-23	11-Oct-23	milligrams per litre (mg/L)	15	5
Monthly	01-Nov-23	08-Nov-23	milligrams per litre (mg/L)	15	3
Monthly	06-Dec-23	14-Dec-23	milligrams per litre (mg/L)	15	6
Monthly	23-Jan-24	31-Jan-24	milligrams per litre (mg/L)	15	1
Monthly	07-Feb-24	15-Feb-24	milligrams per litre (mg/L)	15	<1
Monthly	05-Mar-24	14-Mar-24	milligrams per litre (mg/L)	15	2
Monthly	09-Apr-24	16-Apr-24	milligrams per litre (mg/L)	15	<1
Monthly	01-May-24	09-May-24	milligrams per litre (mg/L)	15	1



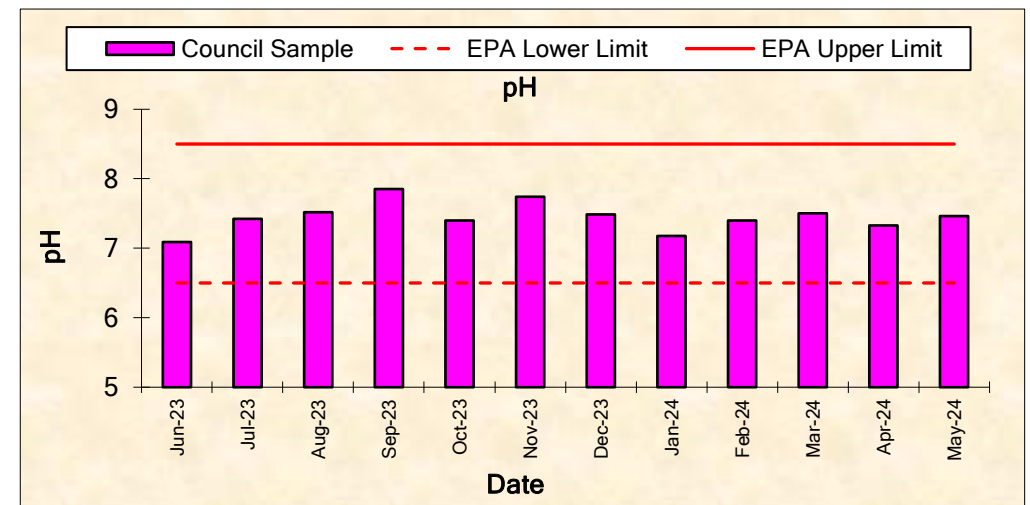
FAECAL COLIFORMS

Frequency	Date Sample Obtained	Date Result Obtained	Unit of Measurement	90 Percentile Limit*	Council Sample
Monthly	07-Jun-23	15-Jun-23	colony forming units per 100 millilitres (cfu/100mL)	200	17
Monthly	05-Jul-23	12-Jul-23	colony forming units per 100 millilitres (cfu/100mL)	200	56
Monthly	02-Aug-23	10-Aug-23	colony forming units per 100 millilitres (cfu/100mL)	200	~8
Monthly	06-Sep-23	13-Sep-23	colony forming units per 100 millilitres (cfu/100mL)	200	120
Monthly	04-Oct-23	11-Oct-23	colony forming units per 100 millilitres (cfu/100mL)	200	330
Monthly	01-Nov-23	08-Nov-23	colony forming units per 100 millilitres (cfu/100mL)	200	12
Monthly	06-Dec-23	14-Dec-23	colony forming units per 100 millilitres (cfu/100mL)	200	60
Monthly	23-Jan-24	31-Jan-24	colony forming units per 100 millilitres (cfu/100mL)	200	<1
Monthly	07-Feb-24	15-Feb-24	colony forming units per 100 millilitres (cfu/100mL)	200	<1
Monthly	05-Mar-24	14-Mar-24	colony forming units per 100 millilitres (cfu/100mL)	200	~7
Monthly	09-Apr-24	16-Apr-24	colony forming units per 100 millilitres (cfu/100mL)	200	~3
Monthly	09-May-24	15-May-24	colony forming units per 100 millilitres (cfu/100mL)	200	<1



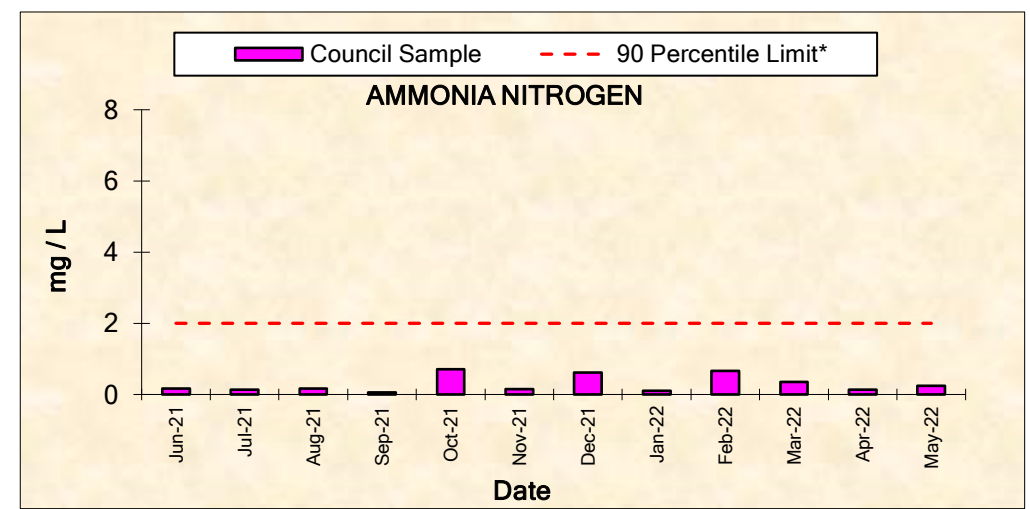
pH

Frequency	Date Sample Obtained	Date Result Obtained	Unit of Measurement	100 Percentile Limit	Council Sample
Monthly	07-Jun-23	15-Jun-23	pH	6.5-8.5	7.1
Monthly	05-Jul-23	12-Jul-23	pH	6.5-8.5	7.4
Monthly	02-Aug-23	10-Aug-23	pH	6.5-8.5	7.5
Monthly	06-Sep-23	13-Sep-23	pH	6.5-8.5	7.9
Monthly	04-Oct-23	11-Oct-23	pH	6.5-8.5	7.4
Monthly	01-Nov-23	08-Nov-23	pH	6.5-8.5	7.7
Monthly	06-Dec-23	14-Dec-23	pH	6.5-8.5	7.5
Monthly	23-Jan-24	31-Jan-24	pH	6.5-8.5	7.2
Monthly	07-Feb-24	15-Feb-24	pH	6.5-8.5	7.4
Monthly	05-Mar-24	14-Mar-24	pH	6.5-8.5	7.5
Monthly	09-Apr-24	16-Apr-24	pH	6.5-8.5	7.3
Monthly	01-May-24	09-May-24	pH	6.5-8.5	7.5



AMMONIA NITROGEN

Frequency	Date Sample Obtained	Date Result Obtained	Unit of Measurement	90 Percentile Limit*	Council Sample
Monthly	07-Jun-23	15-Jun-23	milligrams per litre (mg/L)	2	0.16
Monthly	05-Jul-23	12-Jul-23	milligrams per litre (mg/L)	2	0.13
Monthly	02-Aug-23	10-Aug-23	milligrams per litre (mg/L)	2	0.17
Monthly	06-Sep-23	13-Sep-23	milligrams per litre (mg/L)	2	0.06
Monthly	04-Oct-23	11-Oct-23	milligrams per litre (mg/L)	2	0.71
Monthly	01-Nov-23	08-Nov-23	milligrams per litre (mg/L)	2	0.15
Monthly	06-Dec-23	14-Dec-23	milligrams per litre (mg/L)	2	0.61
Monthly	23-Jan-24	31-Jan-24	milligrams per litre (mg/L)	2	0.11
Monthly	07-Feb-24	15-Feb-24	milligrams per litre (mg/L)	2	0.67
Monthly	05-Mar-24	14-Mar-24	milligrams per litre (mg/L)	2	0.36
Monthly	09-Apr-24	16-Apr-24	milligrams per litre (mg/L)	2	0.13
Monthly	01-May-24	09-May-24	milligrams per litre (mg/L)	2	0.25



* Note: 90th percentile limit compliance calculated on an annual basis

non-compliance notes: