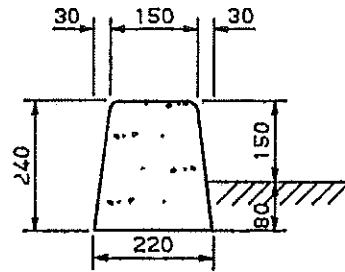
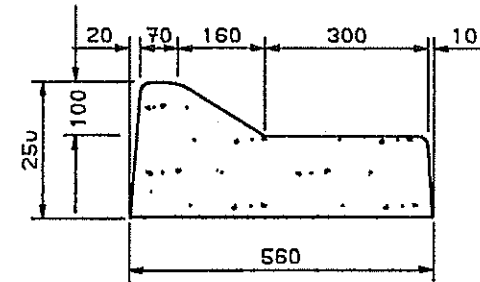


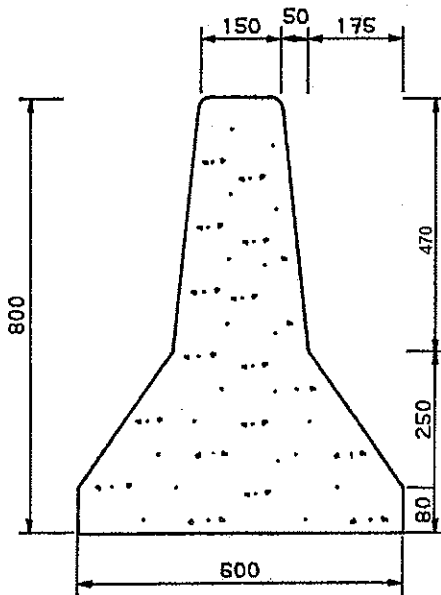
**RAISED MEDIAN
AND TRAFFIC ISLA**



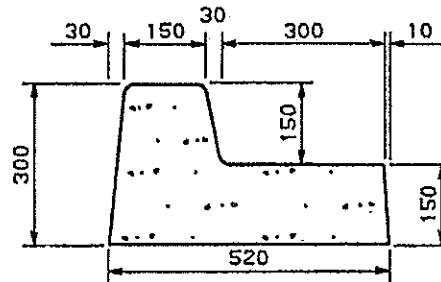
**BARRIER KERB
AT TRAFFIC ISLANDS**



**RAISED MEDIAN
AND TRAFFIC ISLAND**



MEDIAN BARRIER



**BARRIER KERB
AT TRAFFIC ISLAND**

NOTES:

1. ROAD BASECOURSE TO BE EXTENDED BENEATH AND 150 mm BEYOND THE FACE OF KERB AND GUTTER, APRONS AND CROSSINGS.
2. CONCRETE TO BE OF 15 MPa COMPRESSIVE STRENGTH AT 28 DAYS FOR KERBING, GUTTERING AND EDGE STRIPS.
3. ALL WORK IS TO BE APPROVED BY COUNCIL.
4. FOURTY EIGHT (48) HOURS NOTICE IS TO BE GIVEN PRIOR TO THE PLACING OF CONCRETE TO ALLOW INSPECTION BY COUNCIL'S OFFICER.

Fig. D5. Misc. 11



SCALE 1: N.T.S.

**SUBDIVISION
CODE**

**CITY OF SHOALHAVEN
STANDARD KERB AND
GUTTER SHAPES**

SHEET 3

**ENGINEERING WORKS
MANAGER**

DRAWN C. FIESELER

CHECKED J. BLOH

PLAN REF. 263711

DATE 04. MAY 1994