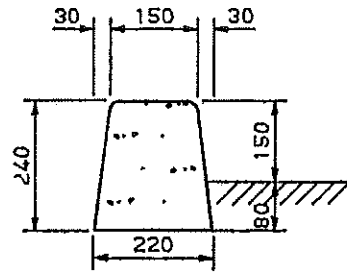
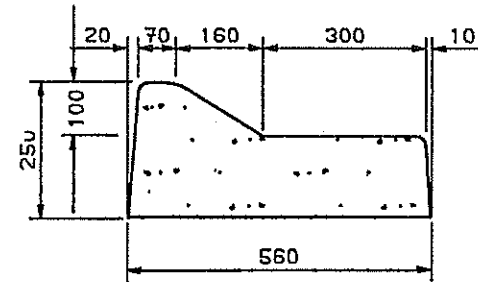


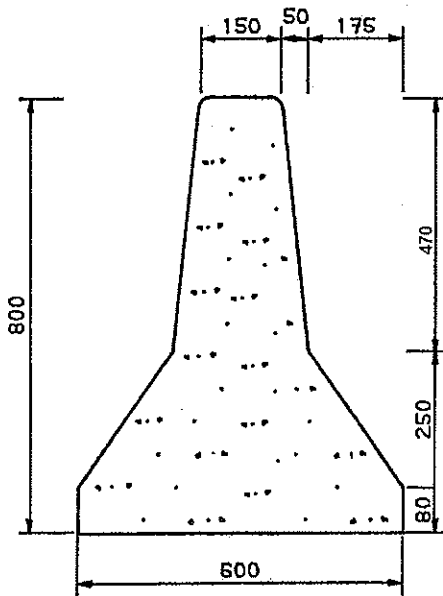
**RAISED MEDIAN  
AND TRAFFIC ISLA**



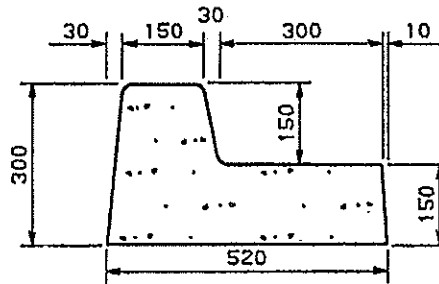
**BARRIER KERB  
AT TRAFFIC ISLANDS**



**RAISED MEDIAN  
AND TRAFFIC ISLAND**



**MEDIAN BARRIER**



**BARRIER KERB  
AT TRAFFIC ISLAND**

**NOTES:**

1. ROAD BASECOURSE TO BE EXTENDED BENEATH AND 150 mm BEYOND THE FACE OF KERB AND GUTTER, APRONS AND CROSSINGS.
2. CONCRETE TO BE OF 15 MPa COMPRESSIVE STRENGTH AT 28 DAYS FOR KERBING, GUTTERING AND EDGE STRIPS.
3. ALL WORK IS TO BE APPROVED BY COUNCIL.
4. FOURTY EIGHT (48) HOURS NOTICE IS TO BE GIVEN PRIOR TO THE PLACING OF CONCRETE TO ALLOW INSPECTION BY COUNCIL'S OFFICER.

Fig. D5. Misc. 11



SCALE 1: N.T.S.

**SUBDIVISION  
CODE**

**CITY OF SHOALHAVEN  
STANDARD KERB AND  
GUTTER SHAPES**

SHEET 3

**ENGINEERING WORKS  
MANAGER**

DRAWN	C. FIESELER
CHECKED	J. BLOH
PLAN REF.	263711
DATE	04. MAY 1994