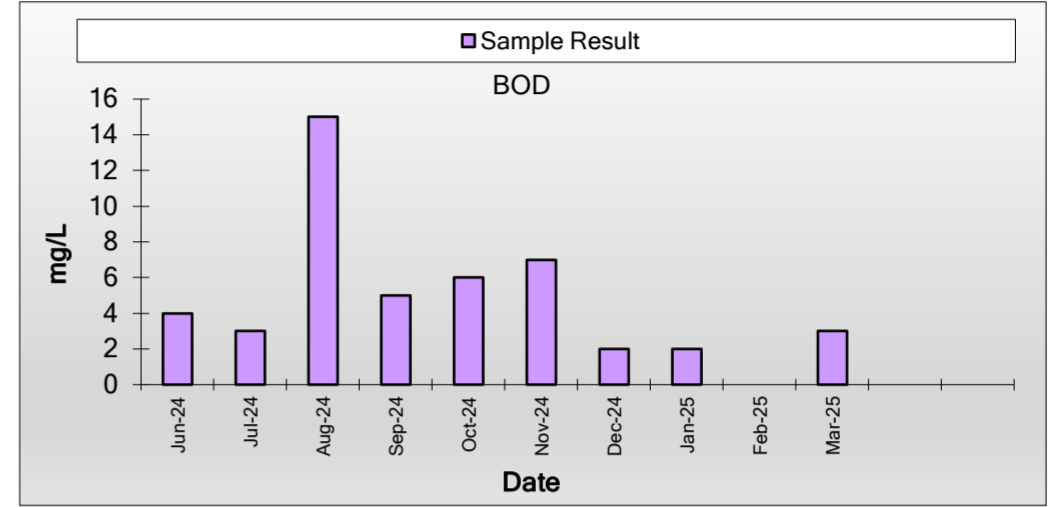


REMS - St Georges Basin Wastewater Treatment Plant - Monitoring Summary

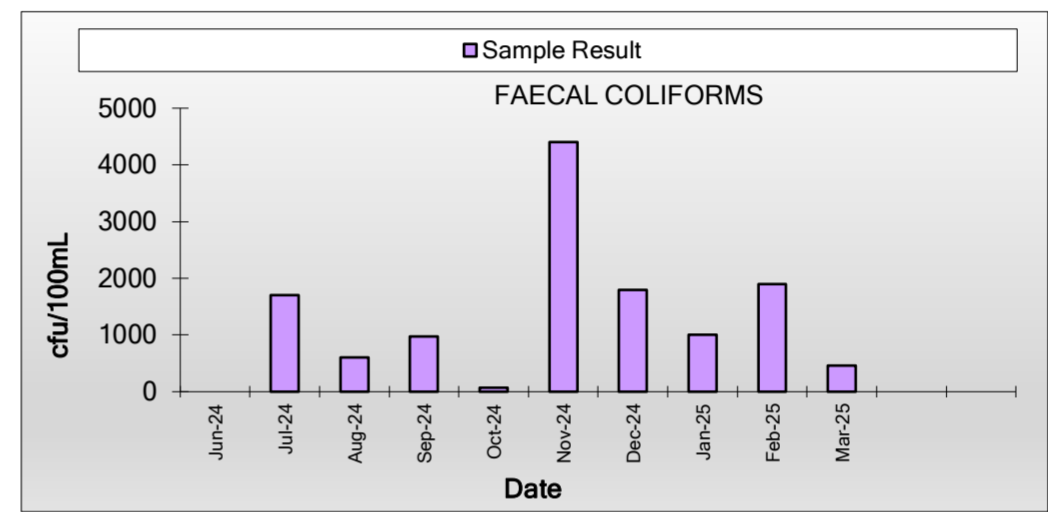
BOD

Frequency	Date Sample Obtained	Date Result Obtained	Unit of Measurement	EPA Limit	Sample Result	
Monthly	04-Jun-24	12-Jun-24	milligrams per litre (mg/L)	MONITORING	4	
Monthly	03-Jul-24	11-Jul-24	milligrams per litre (mg/L)		3	
Monthly	07-Aug-24	15-Aug-24	milligrams per litre (mg/L)		15	
Monthly	04-Sep-24	11-Sep-24	milligrams per litre (mg/L)		5	
Monthly	02-Oct-24	10-Oct-24	milligrams per litre (mg/L)		6	
Monthly	06-Nov-24	14-Nov-24	milligrams per litre (mg/L)		7	
Monthly	04-Dec-24	11-Dec-24	milligrams per litre (mg/L)		CONDITION	2
Monthly	15-Jan-25	23-Jan-25	milligrams per litre (mg/L)			2
Monthly	17-Feb-25	24-Feb-25	milligrams per litre (mg/L)			<2
Monthly	05-Mar-25	14-Mar-25	milligrams per litre (mg/L)			3
Monthly			milligrams per litre (mg/L)			
Monthly			milligrams per litre (mg/L)			



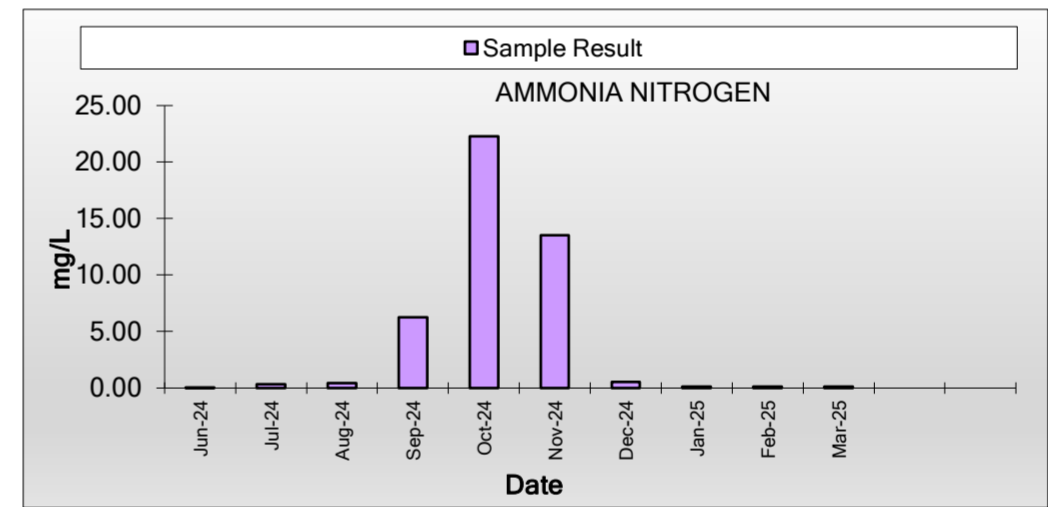
FAECAL COLIFORMS

Frequency	Date Sample Obtained	Date Result Obtained	Unit of Measurement	EPA Limit	Sample Result	
Monthly	04-Jun-24	12-Jun-24	colony forming units per 100 millilitres (cfu/100mL)	MONITORING	<1	
Monthly	03-Jul-24	11-Jul-24	colony forming units per 100 millilitres (cfu/100mL)		1700	
Monthly	07-Aug-24	15-Aug-24	colony forming units per 100 millilitres (cfu/100mL)		600	
Monthly	04-Sep-24	11-Sep-24	colony forming units per 100 millilitres (cfu/100mL)		970	
Monthly	02-Oct-24	10-Oct-24	colony forming units per 100 millilitres (cfu/100mL)		67	
Monthly	06-Nov-24	14-Nov-24	colony forming units per 100 millilitres (cfu/100mL)		4400	
Monthly	04-Dec-24	11-Dec-24	colony forming units per 100 millilitres (cfu/100mL)		CONDITION	1800
Monthly	15-Jan-25	23-Jan-25	colony forming units per 100 millilitres (cfu/100mL)			1000
Monthly	17-Feb-25	24-Feb-25	colony forming units per 100 millilitres (cfu/100mL)			1900
Monthly	05-Mar-25	14-Mar-25	colony forming units per 100 millilitres (cfu/100mL)			460
Monthly			colony forming units per 100 millilitres (cfu/100mL)			
Monthly			colony forming units per 100 millilitres (cfu/100mL)			



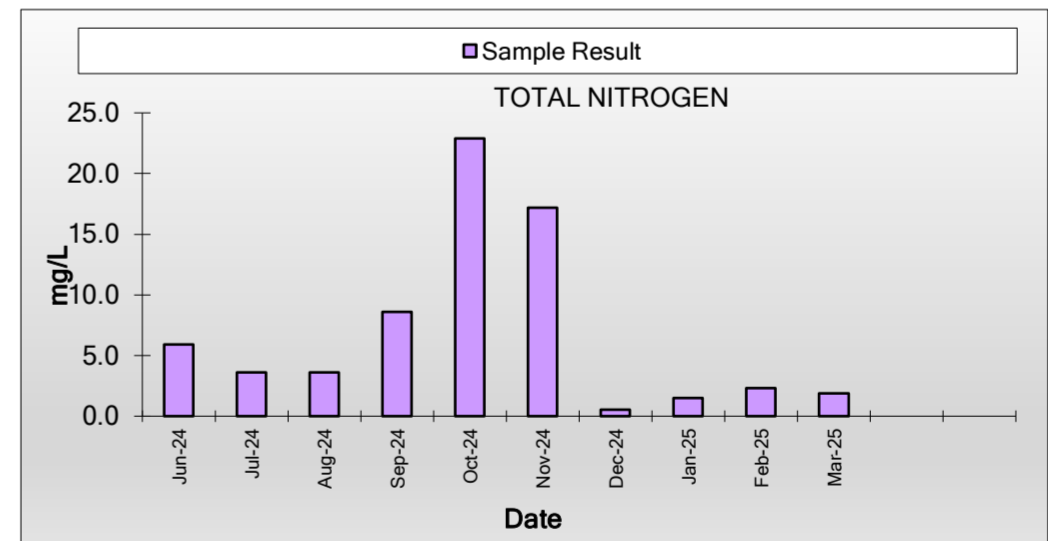
AMMONIA NITROGEN

Frequency	Date Sample Obtained	Date Result Obtained	Unit of Measurement	EPA Limit	Sample Result	
Monthly	04-Jun-24	12-Jun-24	milligrams per litre (mg/L)	MONITORING	0.05	
Monthly	03-Jul-24	11-Jul-24	milligrams per litre (mg/L)		0.34	
Monthly	07-Aug-24	15-Aug-24	milligrams per litre (mg/L)		0.46	
Monthly	04-Sep-24	11-Sep-24	milligrams per litre (mg/L)		6.25	
Monthly	02-Oct-24	10-Oct-24	milligrams per litre (mg/L)		22.30	
Monthly	06-Nov-24	14-Nov-24	milligrams per litre (mg/L)		13.50	
Monthly	04-Dec-24	11-Dec-24	milligrams per litre (mg/L)		CONDITION	0.56
Monthly	15-Jan-25	23-Jan-25	milligrams per litre (mg/L)			0.11
Monthly	17-Feb-25	24-Feb-25	milligrams per litre (mg/L)			0.15
Monthly	05-Mar-25	14-Mar-25	milligrams per litre (mg/L)			0.15
Monthly			milligrams per litre (mg/L)			
Monthly			milligrams per litre (mg/L)			



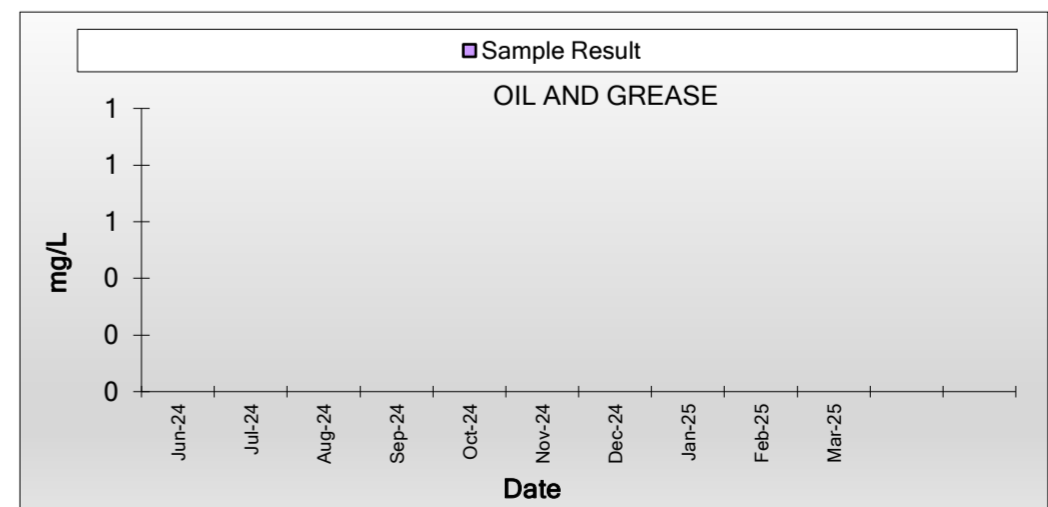
TOTAL NITROGEN

Frequency	Date Sample Obtained	Date Result Obtained	Unit of Measurement	EPA Limit	Sample Result	
Monthly	04-Jun-24	12-Jun-24	milligrams per litre (mg/L)	MONITORING	5.9	
Monthly	03-Jul-24	11-Jul-24	milligrams per litre (mg/L)		3.6	
Monthly	07-Aug-24	15-Aug-24	milligrams per litre (mg/L)		3.6	
Monthly	04-Sep-24	11-Sep-24	milligrams per litre (mg/L)		8.6	
Monthly	02-Oct-24	10-Oct-24	milligrams per litre (mg/L)		22.9	
Monthly	06-Nov-24	14-Nov-24	milligrams per litre (mg/L)		17.2	
Monthly	04-Dec-24	11-Dec-24	milligrams per litre (mg/L)		CONDITION	0.6
Monthly	15-Jan-25	23-Jan-25	milligrams per litre (mg/L)			1.5
Monthly	17-Feb-25	24-Feb-25	milligrams per litre (mg/L)			2.3
Monthly	05-Mar-25	14-Mar-25	milligrams per litre (mg/L)			1.9
Monthly			milligrams per litre (mg/L)			
Monthly			milligrams per litre (mg/L)			



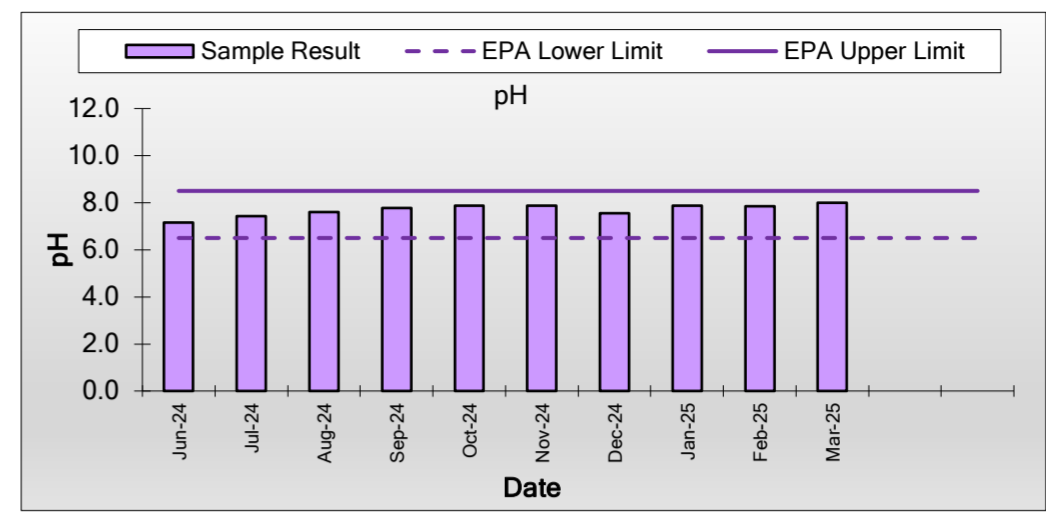
OIL AND GREASE

Frequency	Date Sample Obtained	Date Result Obtained	Unit of Measurement	EPA Limit	Sample Result	
Monthly	04-Jun-24	12-Jun-24	milligrams per litre (mg/L)	MONITORING	<1	
Monthly	03-Jul-24	11-Jul-24	milligrams per litre (mg/L)		<1	
Monthly	07-Aug-24	15-Aug-24	milligrams per litre (mg/L)		<1	
Monthly	04-Sep-24	11-Sep-24	milligrams per litre (mg/L)		<1	
Monthly	02-Oct-24	10-Oct-24	milligrams per litre (mg/L)		<1	
Monthly	06-Nov-24	14-Nov-24	milligrams per litre (mg/L)		<1	
Monthly	04-Dec-24	11-Dec-24	milligrams per litre (mg/L)		CONDITION	<1
Monthly	15-Jan-25	23-Jan-25	milligrams per litre (mg/L)			<1
Monthly	17-Feb-25	24-Feb-25	milligrams per litre (mg/L)			<1
Monthly	05-Mar-25	14-Mar-25	milligrams per litre (mg/L)			<1
Monthly			milligrams per litre (mg/L)			
Monthly			milligrams per litre (mg/L)			



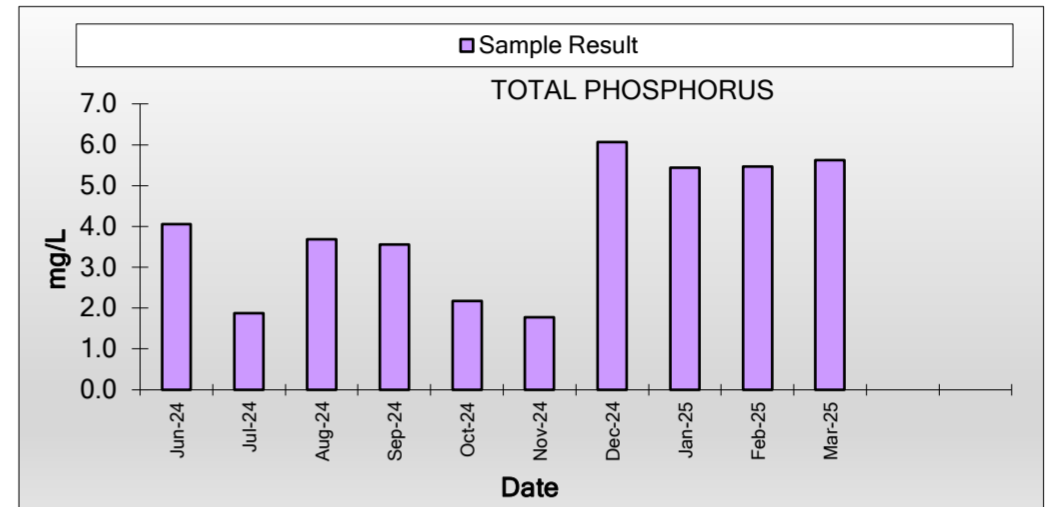
pH

Frequency	Date Sample Obtained	Date Result Obtained	Unit of Measurement	EPA Limit	Sample Result	
Monthly	04-Jun-24	12-Jun-24	pH	MONITORING	7.2	
Monthly	03-Jul-24	11-Jul-24	pH		7.4	
Monthly	07-Aug-24	14-Aug-24	pH		7.6	
Monthly	04-Sep-24	11-Sep-24	pH		7.8	
Monthly	02-Oct-24	10-Oct-24	pH		7.9	
Monthly	06-Nov-24	14-Nov-24	pH		7.9	
Monthly	04-Dec-24	11-Dec-24	pH		CONDITION	7.5
Monthly	15-Jan-25	23-Jan-25	pH			7.9
Monthly	17-Feb-25	24-Feb-25	pH			7.8
Monthly	05-Mar-25	14-Mar-25	pH			8.0
Monthly			pH			
Monthly			pH			



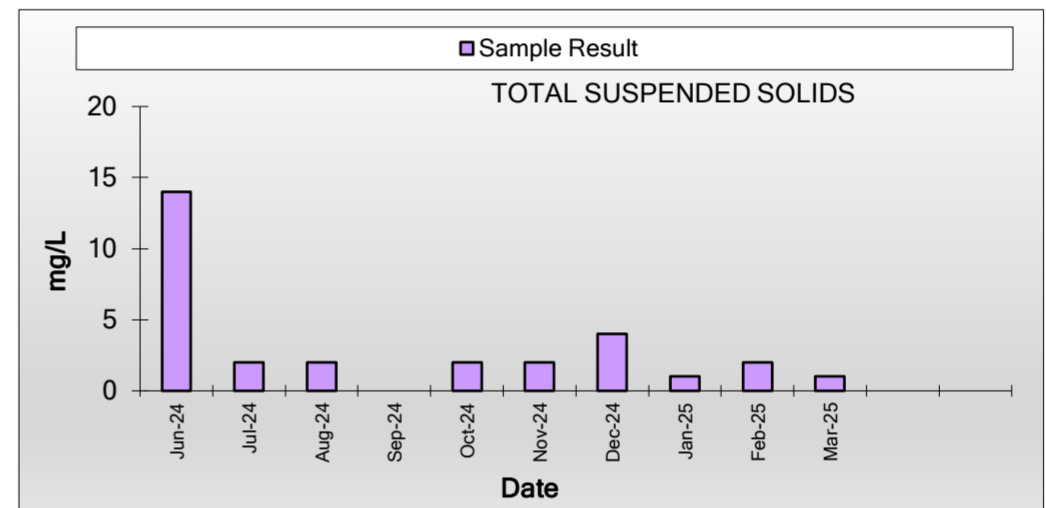
TOTAL PHOSPHORUS

Frequency	Date Sample Obtained	Date Result Obtained	Unit of Measurement	EPA Limit	Sample Result	
Monthly	04-Jun-24	12-Jun-24	milligrams per litre (mg/L)	MONITORING	4.1	
Monthly	03-Jul-24	11-Jul-24	milligrams per litre (mg/L)		1.9	
Monthly	07-Aug-24	14-Aug-24	milligrams per litre (mg/L)		3.7	
Monthly	04-Sep-24	11-Sep-24	milligrams per litre (mg/L)		3.6	
Monthly	02-Oct-24	10-Oct-24	milligrams per litre (mg/L)		2.2	
Monthly	06-Nov-24	14-Nov-24	milligrams per litre (mg/L)		1.8	
Monthly	04-Dec-24	11-Dec-24	milligrams per litre (mg/L)		CONDITION	6.1
Monthly	15-Jan-25	23-Jan-25	milligrams per litre (mg/L)			5.4
Monthly	17-Feb-25	24-Feb-25	milligrams per litre (mg/L)			5.5
Monthly	05-Mar-25	14-Mar-25	milligrams per litre (mg/L)			5.6
Monthly			milligrams per litre (mg/L)			
Monthly			milligrams per litre (mg/L)			



TOTAL SUSPENDED SOLIDS

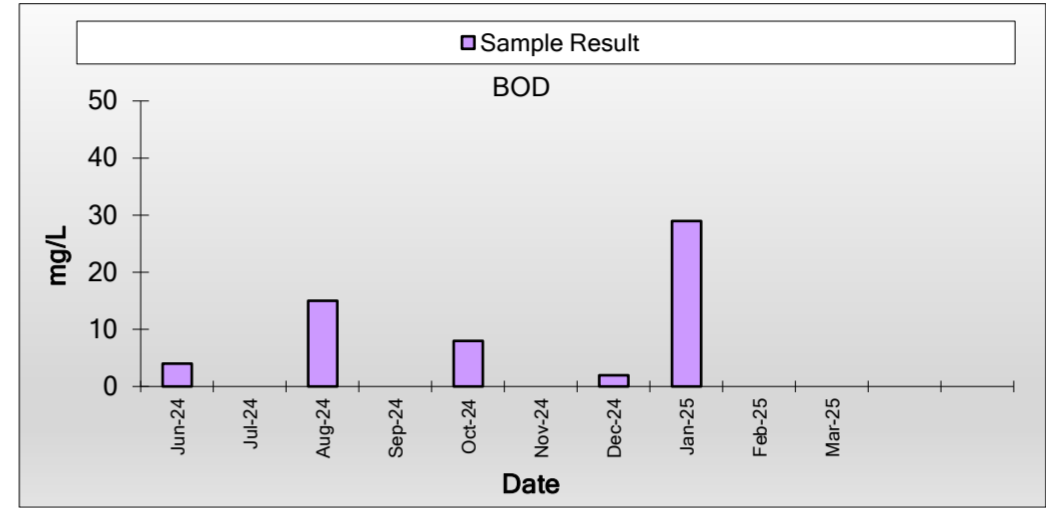
Frequency	Date Sample Obtained	Date Result Obtained	Unit of Measurement	EPA Limit	Sample Result	
Monthly	04-Jun-24	12-Jun-24	milligrams per litre (mg/L)	MONITORING	14	
Monthly	03-Jul-24	11-Jul-24	milligrams per litre (mg/L)		2	
Monthly	07-Aug-24	15-Aug-24	milligrams per litre (mg/L)		2	
Monthly	04-Sep-24	11-Sep-24	milligrams per litre (mg/L)		<1	
Monthly	02-Oct-24	10-Oct-24	milligrams per litre (mg/L)		2	
Monthly	06-Nov-24	14-Nov-24	milligrams per litre (mg/L)		2	
Monthly	04-Dec-24	11-Dec-24	milligrams per litre (mg/L)		CONDITION	4
Monthly	15-Jan-25	23-Jan-25	milligrams per litre (mg/L)			1
Monthly	17-Feb-25	24-Feb-25	milligrams per litre (mg/L)			2
Monthly	05-Mar-25	14-Mar-25	milligrams per litre (mg/L)			1
Monthly			milligrams per litre (mg/L)			
Monthly			milligrams per litre (mg/L)			



REMS - Vincentia Wastewater Treatment Plant - Monitoring Summary

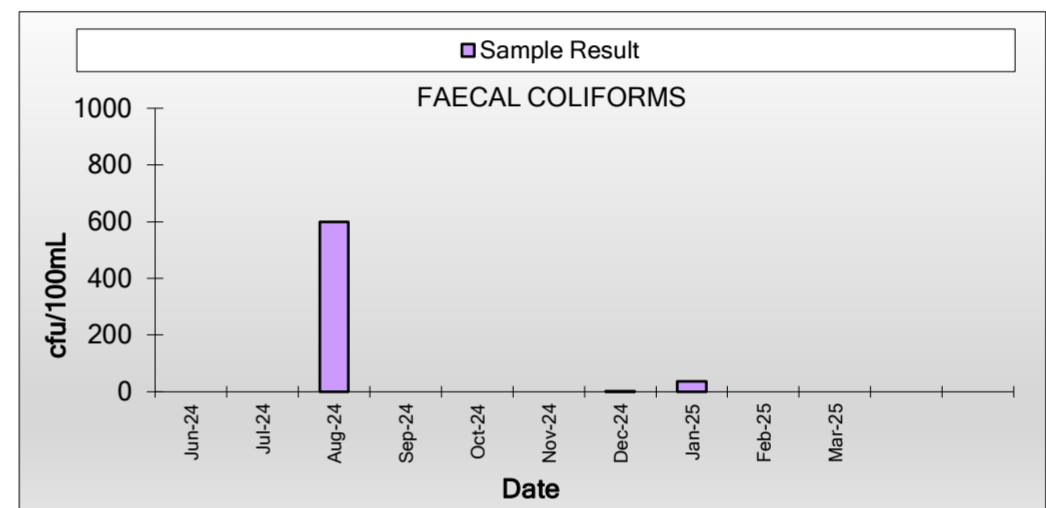
BOD

Frequency	Date Sample Obtained	Date Result Obtained	Unit of Measurement	EPA Limit	Sample Result	
Monthly	04-Jun-24	12-Jun-24	milligrams per litre (mg/L)	MONITORING	4	
Monthly	03-Jul-24	11-Jul-24	milligrams per litre (mg/L)		<2	
Monthly	07-Aug-24	15-Aug-24	milligrams per litre (mg/L)		15	
Monthly	04-Sep-24	11-Sep-24	milligrams per litre (mg/L)		<2	
Monthly	02-Oct-24	10-Oct-24	milligrams per litre (mg/L)		8	
Monthly	06-Nov-24	14-Nov-24	milligrams per litre (mg/L)		<2	
Monthly	04-Dec-24	11-Dec-24	milligrams per litre (mg/L)		CONDITION	2
Monthly	15-Jan-25	23-Jan-25	milligrams per litre (mg/L)			29
Monthly	03-Feb-25	11-Feb-25	milligrams per litre (mg/L)			<2
Monthly	05-Mar-25	14-Mar-25	milligrams per litre (mg/L)			<2
Monthly			milligrams per litre (mg/L)			
Monthly			milligrams per litre (mg/L)			



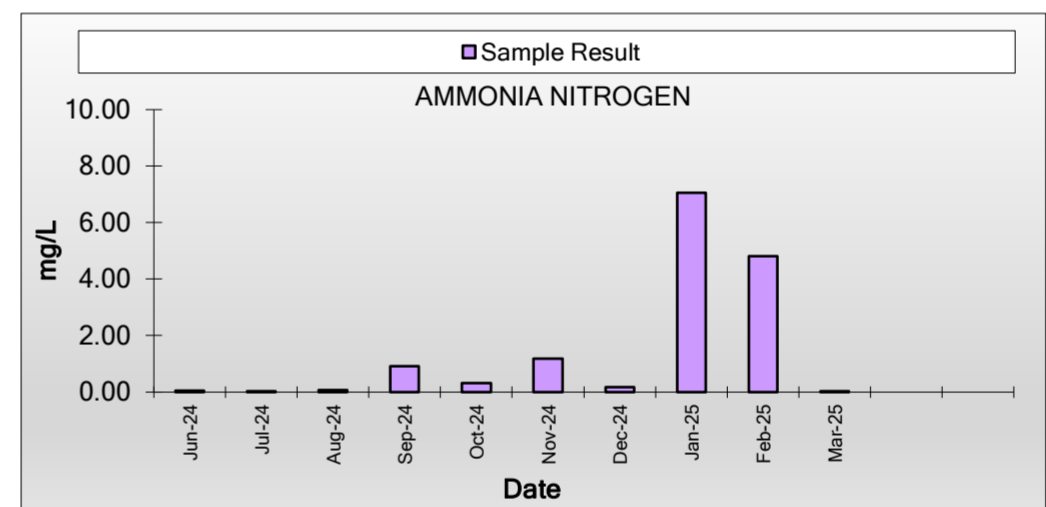
FAECAL COLIFORMS

Frequency	Date Sample Obtained	Date Result Obtained	Unit of Measurement	EPA Limit	Sample Result	
Monthly	04-Jun-24	12-Jun-24	colony forming units per 100 millilitres (cfu/100mL)	MONITORING	<1	
Monthly	03-Jul-24	11-Jul-24	colony forming units per 100 millilitres (cfu/100mL)		<1	
Monthly	07-Aug-24	15-Aug-24	colony forming units per 100 millilitres (cfu/100mL)		600	
Monthly	04-Sep-24	11-Sep-24	colony forming units per 100 millilitres (cfu/100mL)		<1	
Monthly	02-Oct-24	10-Oct-24	colony forming units per 100 millilitres (cfu/100mL)		<1	
Monthly	06-Nov-24	14-Nov-24	colony forming units per 100 millilitres (cfu/100mL)		~1	
Monthly	04-Dec-24	11-Dec-24	colony forming units per 100 millilitres (cfu/100mL)		CONDITION	2
Monthly	15-Jan-25	23-Jan-25	colony forming units per 100 millilitres (cfu/100mL)			36
Monthly	03-Feb-25	11-Feb-25	colony forming units per 100 millilitres (cfu/100mL)			<1
Monthly	05-Mar-25	14-Mar-25	colony forming units per 100 millilitres (cfu/100mL)			~17
Monthly			colony forming units per 100 millilitres (cfu/100mL)			
Monthly			colony forming units per 100 millilitres (cfu/100mL)			



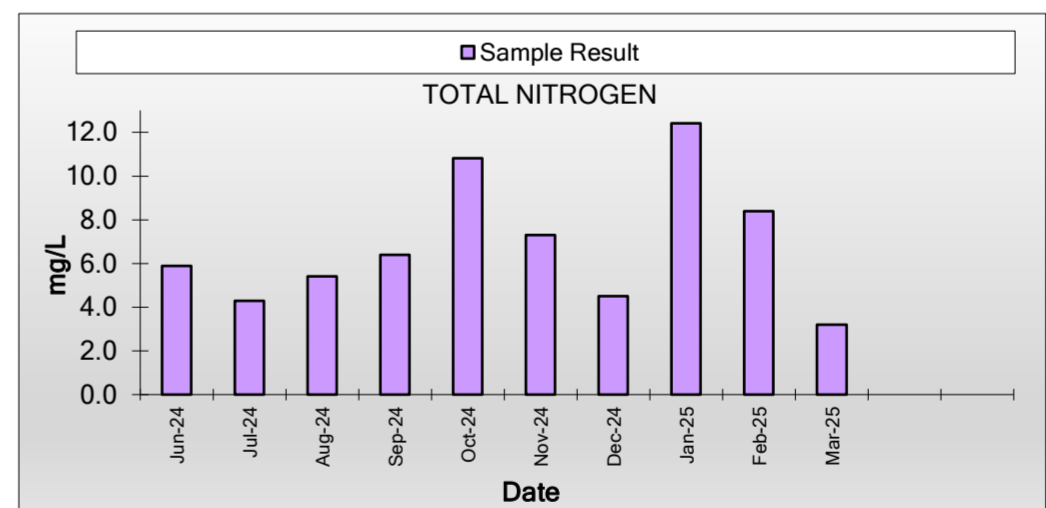
AMMONIA NITROGEN

Frequency	Date Sample Obtained	Date Result Obtained	Unit of Measurement	EPA Limit	Sample Result	
Monthly	04-Jun-24	12-Jun-24	milligrams per litre (mg/L)	MONITORING	0.05	
Monthly	03-Jul-24	11-Jul-24	milligrams per litre (mg/L)		0.03	
Monthly	07-Aug-24	15-Aug-24	milligrams per litre (mg/L)		0.08	
Monthly	04-Sep-24	11-Sep-24	milligrams per litre (mg/L)		0.92	
Monthly	02-Oct-24	10-Oct-24	milligrams per litre (mg/L)		0.31	
Monthly	06-Nov-24	14-Nov-24	milligrams per litre (mg/L)		1.18	
Monthly	04-Dec-24	11-Dec-24	milligrams per litre (mg/L)		CONDITION	0.18
Monthly	15-Jan-25	23-Jan-25	milligrams per litre (mg/L)			7.06
Monthly	03-Feb-25	11-Feb-25	milligrams per litre (mg/L)			4.81
Monthly	05-Mar-25	14-Mar-25	milligrams per litre (mg/L)			0.04
Monthly			milligrams per litre (mg/L)			
Monthly			milligrams per litre (mg/L)			



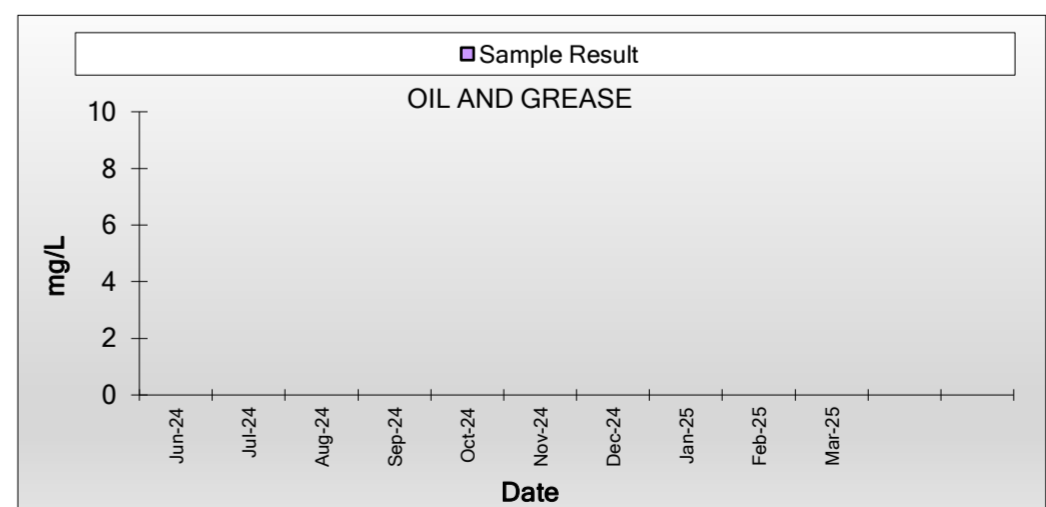
TOTAL NITROGEN

Frequency	Date Sample Obtained	Date Result Obtained	Unit of Measurement	EPA Limit	Sample Result	
Monthly	04-Jun-24	12-Jun-24	milligrams per litre (mg/L)	MONITORING	5.9	
Monthly	03-Jul-24	11-Jul-24	milligrams per litre (mg/L)		4.3	
Monthly	07-Aug-24	15-Aug-24	milligrams per litre (mg/L)		5.4	
Monthly	04-Sep-24	11-Sep-24	milligrams per litre (mg/L)		6.4	
Monthly	02-Oct-24	10-Oct-24	milligrams per litre (mg/L)		10.8	
Monthly	06-Nov-24	14-Nov-24	milligrams per litre (mg/L)		7.3	
Monthly	04-Dec-24	11-Dec-24	milligrams per litre (mg/L)		CONDITION	4.5
Monthly	15-Jan-25	23-Jan-25	milligrams per litre (mg/L)			12.4
Monthly	03-Feb-25	11-Feb-25	milligrams per litre (mg/L)			8.4
Monthly	05-Mar-25	14-Mar-25	milligrams per litre (mg/L)			3.2
Monthly			milligrams per litre (mg/L)			
Monthly			milligrams per litre (mg/L)			



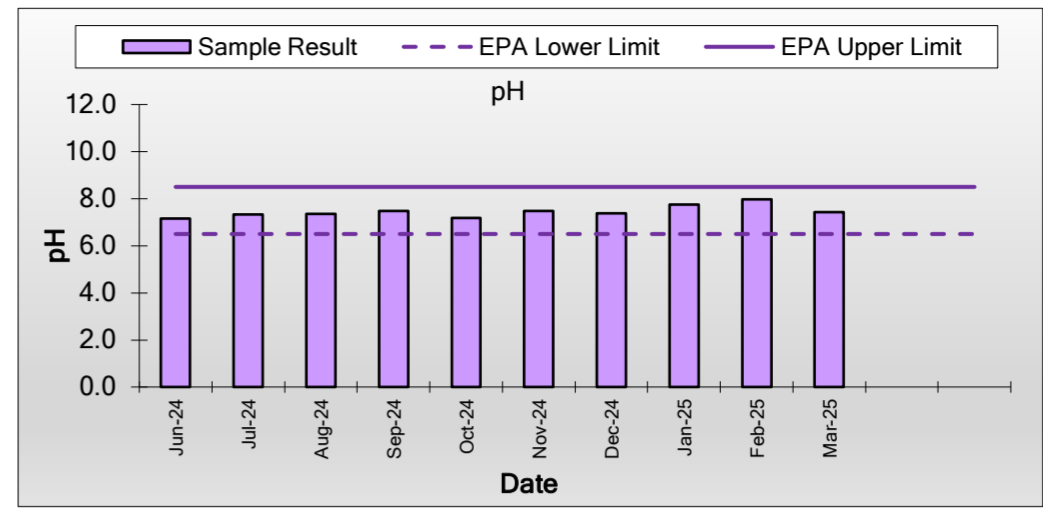
OIL AND GREASE

Frequency	Date Sample Obtained	Date Result Obtained	Unit of Measurement	EPA Limit	Sample Result	
Monthly	04-Jun-24	12-Jun-24	milligrams per litre (mg/L)	MONITORING	<1	
Monthly	03-Jul-24	11-Jul-24	milligrams per litre (mg/L)		<1	
Monthly	07-Aug-24	15-Aug-24	milligrams per litre (mg/L)		<1	
Monthly	04-Sep-24	11-Sep-24	milligrams per litre (mg/L)		<1	
Monthly	02-Oct-24	10-Oct-24	milligrams per litre (mg/L)		<1	
Monthly	06-Nov-24	14-Nov-24	milligrams per litre (mg/L)		<1	
Monthly	04-Dec-24	11-Dec-24	milligrams per litre (mg/L)		CONDITION	<1
Monthly	15-Jan-25	23-Jan-25	milligrams per litre (mg/L)			<1
Monthly	03-Feb-25	11-Feb-25	milligrams per litre (mg/L)			<1
Monthly	05-Mar-25	14-Mar-25	milligrams per litre (mg/L)			<1
Monthly			milligrams per litre (mg/L)			
Monthly			milligrams per litre (mg/L)			



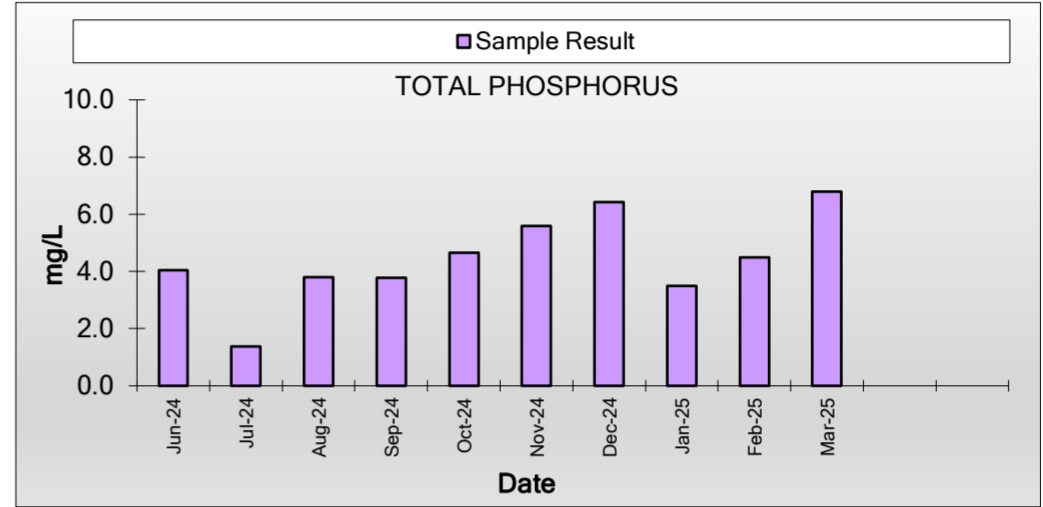
pH

Frequency	Date Sample Obtained	Date Result Obtained	Unit of Measurement	EPA Limit	Sample Result	
Monthly	04-Jun-24	12-Jun-24	pH	MONITORING	7.2	
Monthly	03-Jul-24	11-Jul-24	pH		7.3	
Monthly	07-Aug-24	15-Aug-24	pH		7.4	
Monthly	04-Sep-24	11-Sep-24	pH		7.5	
Monthly	02-Oct-24	10-Oct-24	pH		7.2	
Monthly	06-Nov-24	14-Nov-24	pH		7.5	
Monthly	04-Dec-24	11-Dec-24	pH		CONDITION	7.4
Monthly	15-Jan-25	23-Jan-25	pH			7.7
Monthly	03-Feb-25	11-Feb-25	pH			8.0
Monthly	05-Mar-25	14-Mar-25	pH			7.4
Monthly			pH			
Monthly			pH			



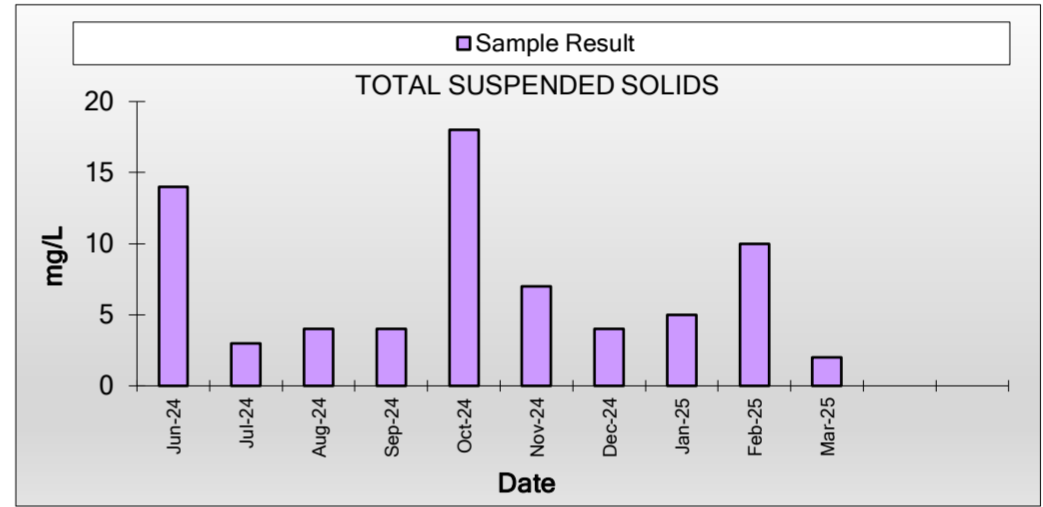
TOTAL PHOSPHORUS

Frequency	Date Sample Obtained	Date Result Obtained	Unit of Measurement	EPA Limit	Sample Result	
Monthly	04-Jun-24	12-Jun-24	milligrams per litre (mg/L)	MONITORING	4.1	
Monthly	03-Jul-24	11-Jul-24	milligrams per litre (mg/L)		1.4	
Monthly	07-Aug-24	15-Aug-24	milligrams per litre (mg/L)		3.8	
Monthly	04-Sep-24	11-Sep-24	milligrams per litre (mg/L)		3.8	
Monthly	02-Oct-24	10-Oct-24	milligrams per litre (mg/L)		4.7	
Monthly	06-Nov-24	14-Nov-24	milligrams per litre (mg/L)		5.6	
Monthly	04-Dec-24	11-Dec-24	milligrams per litre (mg/L)		CONDITION	6.4
Monthly	15-Jan-25	23-Jan-25	milligrams per litre (mg/L)			3.5
Monthly	03-Feb-25	11-Feb-25	milligrams per litre (mg/L)			4.5
Monthly	05-Mar-25	14-Mar-25	milligrams per litre (mg/L)			6.8
Monthly			milligrams per litre (mg/L)			
Monthly			milligrams per litre (mg/L)			



TOTAL SUSPENDED SOLIDS

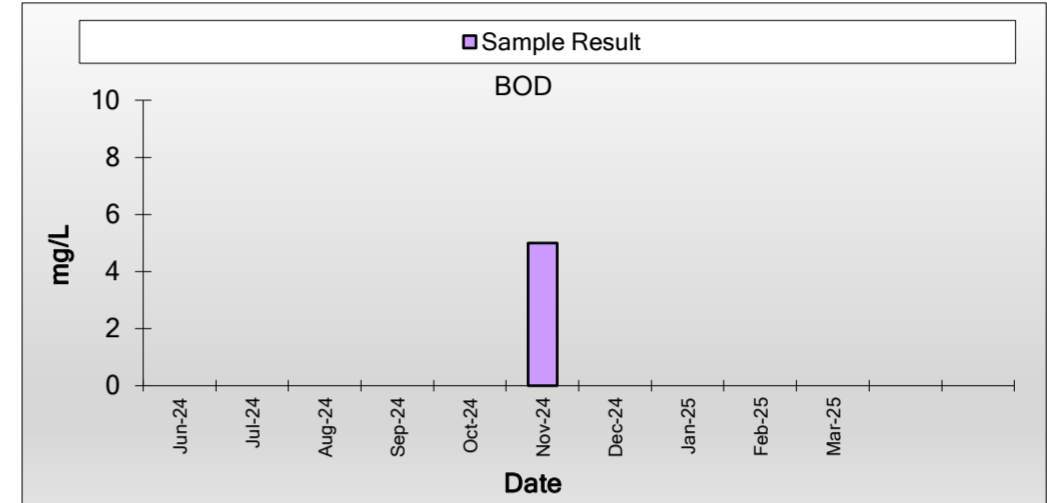
Frequency	Date Sample Obtained	Date Result Obtained	Unit of Measurement	EPA Limit	Sample Result	
Monthly	04-Jun-24	12-Jun-24	milligrams per litre (mg/L)	MONITORING	14	
Monthly	03-Jul-24	11-Jul-24	milligrams per litre (mg/L)		3	
Monthly	07-Aug-24	15-Aug-24	milligrams per litre (mg/L)		4	
Monthly	04-Sep-24	11-Sep-24	milligrams per litre (mg/L)		4	
Monthly	02-Oct-24	10-Oct-24	milligrams per litre (mg/L)		18	
Monthly	06-Nov-24	14-Nov-24	milligrams per litre (mg/L)		7	
Monthly	04-Dec-24	11-Dec-24	milligrams per litre (mg/L)		CONDITION	4
Monthly	15-Jan-25	23-Jan-25	milligrams per litre (mg/L)			5
Monthly	03-Feb-25	11-Feb-25	milligrams per litre (mg/L)			10
Monthly	05-Mar-25	14-Mar-25	milligrams per litre (mg/L)			2
Monthly			milligrams per litre (mg/L)			
Monthly			milligrams per litre (mg/L)			



REMS - Culburra Wastewater Treatment Plant - Monitoring Summary

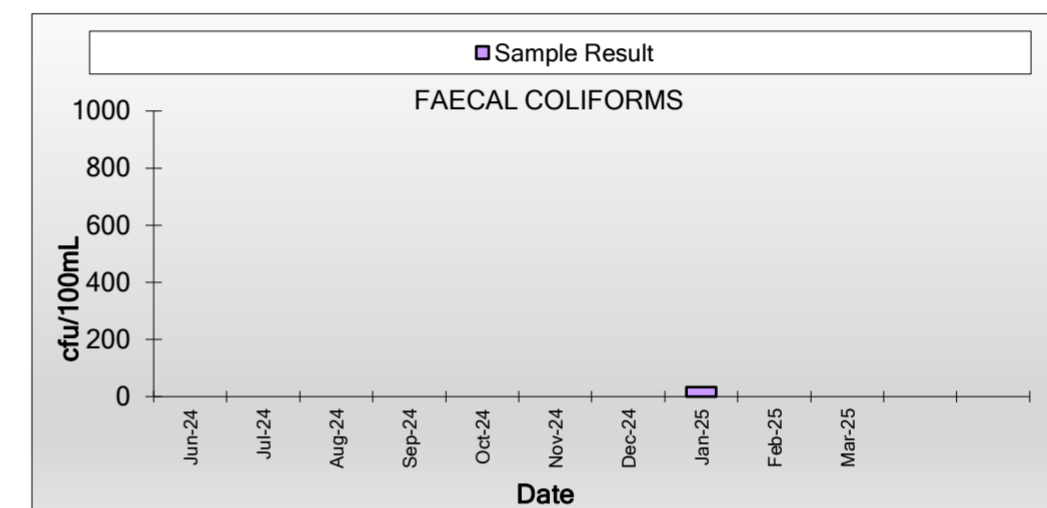
BOD

Frequency	Date Sample Obtained	Date Result Obtained	Unit of Measurement	EPA Limit	Sample Result
Monthly	05-Jun-24	13-Jun-24	milligrams per litre (mg/L)	MONITORING	<2
Monthly	03-Jul-24	11-Jul-24	milligrams per litre (mg/L)		<2
Monthly	07-Aug-24	15-Aug-24	milligrams per litre (mg/L)		<2
Monthly	04-Sep-24	11-Sep-24	milligrams per litre (mg/L)		<2
Monthly	02-Oct-24	10-Oct-24	milligrams per litre (mg/L)		<2
Monthly	06-Nov-24	14-Nov-24	milligrams per litre (mg/L)	CONDITION	5
Monthly	04-Dec-24	12-Dec-24	milligrams per litre (mg/L)		<2
Monthly	22-Jan-25	29-Jan-25	milligrams per litre (mg/L)		<2
Monthly	05-Feb-25	12-Feb-25	milligrams per litre (mg/L)		<2
Monthly	05-Mar-25	14-Mar-25	milligrams per litre (mg/L)		<2
Monthly			milligrams per litre (mg/L)		
Monthly			milligrams per litre (mg/L)		



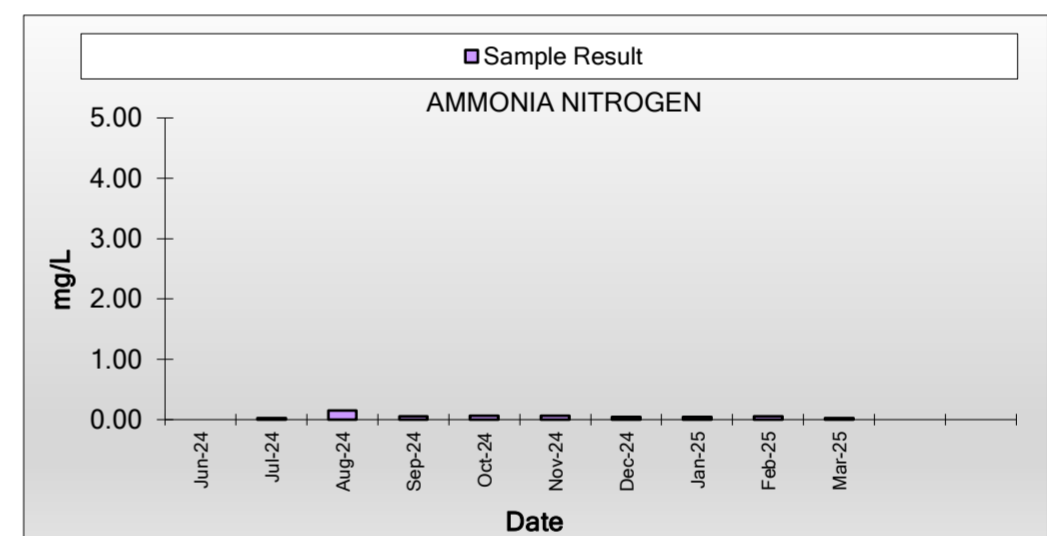
FAECAL COLIFORMS

Frequency	Date Sample Obtained	Date Result Obtained	Unit of Measurement	EPA Limit	Sample Result
Monthly	05-Jun-24	13-Jun-24	colony forming units per 100 millilitres (cfu/100mL)	MONITORING	<1
Monthly	03-Jul-24	11-Jul-24	colony forming units per 100 millilitres (cfu/100mL)		~7
Monthly	07-Aug-24	15-Aug-24	colony forming units per 100 millilitres (cfu/100mL)		<1
Monthly	04-Sep-24	11-Sep-24	colony forming units per 100 millilitres (cfu/100mL)		<1
Monthly	02-Oct-24	10-Oct-24	colony forming units per 100 millilitres (cfu/100mL)		~2
Monthly	06-Nov-24	14-Nov-24	colony forming units per 100 millilitres (cfu/100mL)	CONDITION	<1
Monthly	04-Dec-24	12-Dec-24	colony forming units per 100 millilitres (cfu/100mL)		~4
Monthly	22-Jan-25	29-Jan-25	colony forming units per 100 millilitres (cfu/100mL)		33
Monthly	05-Feb-25	12-Feb-25	colony forming units per 100 millilitres (cfu/100mL)		<1
Monthly	05-Mar-25	14-Mar-25	colony forming units per 100 millilitres (cfu/100mL)		~1
Monthly			colony forming units per 100 millilitres (cfu/100mL)		
Monthly			colony forming units per 100 millilitres (cfu/100mL)		



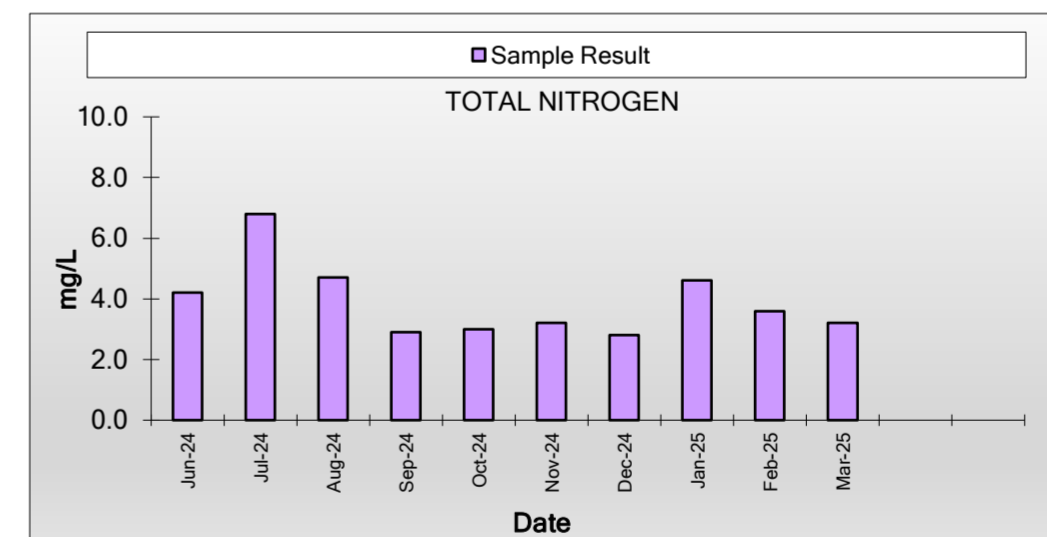
AMMONIA NITROGEN

Frequency	Date Sample Obtained	Date Result Obtained	Unit of Measurement	EPA Limit	Sample Result
Monthly	05-Jun-24	13-Jun-24	milligrams per litre (mg/L)	MONITORING	<0.01
Monthly	03-Jul-24	11-Jul-24	milligrams per litre (mg/L)		0.03
Monthly	07-Aug-24	15-Aug-24	milligrams per litre (mg/L)		0.15
Monthly	04-Sep-24	11-Sep-24	milligrams per litre (mg/L)		0.05
Monthly	02-Oct-24	10-Oct-24	milligrams per litre (mg/L)		0.06
Monthly	06-Nov-24	14-Nov-24	milligrams per litre (mg/L)	CONDITION	0.06
Monthly	04-Dec-24	12-Dec-24	milligrams per litre (mg/L)		0.04
Monthly	22-Jan-25	29-Jan-25	milligrams per litre (mg/L)		0.04
Monthly	05-Feb-25	12-Feb-25	milligrams per litre (mg/L)		0.05
Monthly	05-Mar-25	14-Mar-25	milligrams per litre (mg/L)		0.03
Monthly			milligrams per litre (mg/L)		
Monthly			milligrams per litre (mg/L)		



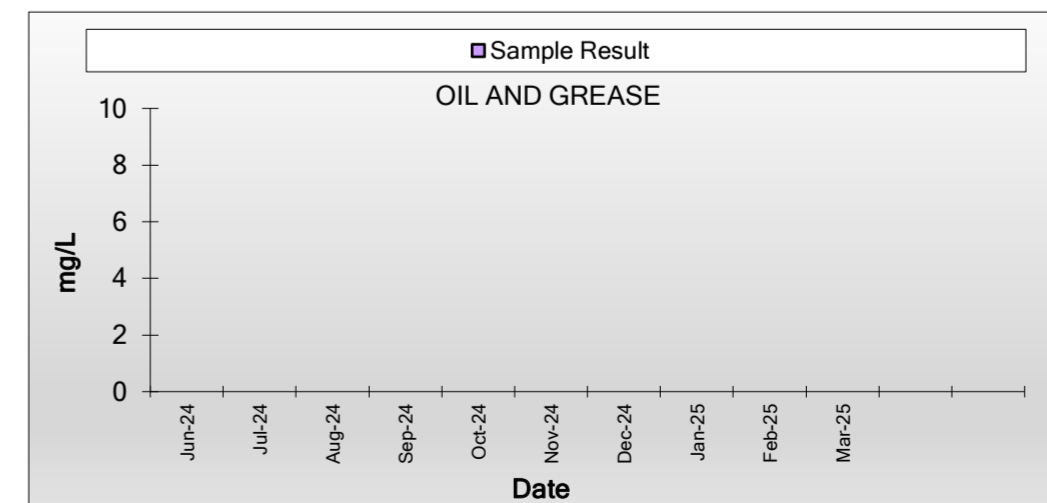
TOTAL NITROGEN

Frequency	Date Sample Obtained	Date Result Obtained	Unit of Measurement	EPA Limit	Sample Result
Monthly	05-Jun-24	13-Jun-24	milligrams per litre (mg/L)	MONITORING	4.2
Monthly	03-Jul-24	11-Jul-24	milligrams per litre (mg/L)		6.8
Monthly	07-Aug-24	15-Aug-24	milligrams per litre (mg/L)		4.7
Monthly	04-Sep-24	11-Sep-24	milligrams per litre (mg/L)		2.9
Monthly	02-Oct-24	10-Oct-24	milligrams per litre (mg/L)		3.0
Monthly	06-Nov-24	14-Nov-24	milligrams per litre (mg/L)	CONDITION	3.2
Monthly	04-Dec-24	12-Dec-24	milligrams per litre (mg/L)		2.8
Monthly	22-Jan-25	29-Jan-25	milligrams per litre (mg/L)		4.6
Monthly	05-Feb-25	12-Feb-25	milligrams per litre (mg/L)		3.6
Monthly	05-Mar-25	14-Mar-25	milligrams per litre (mg/L)		3.2
Monthly			milligrams per litre (mg/L)		
Monthly			milligrams per litre (mg/L)		



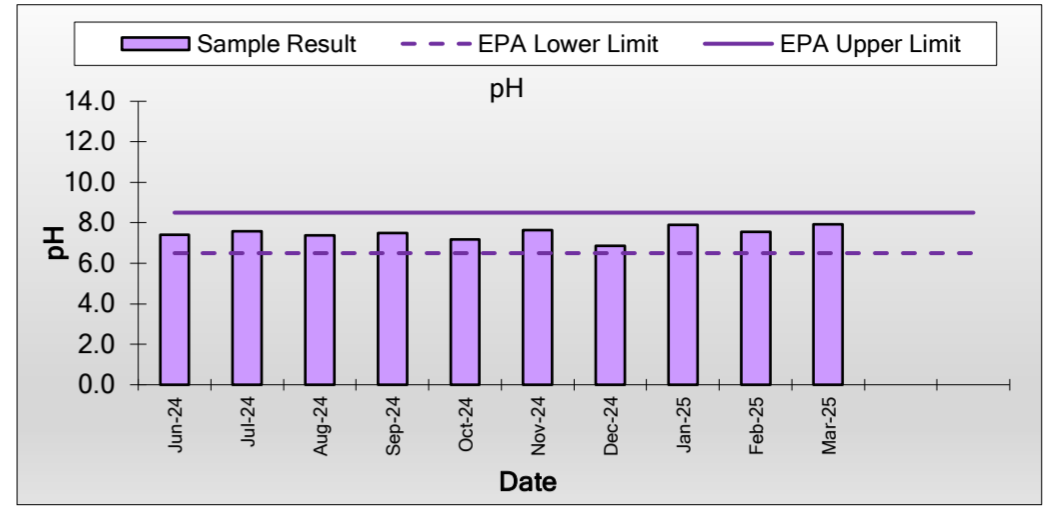
OIL AND GREASE

Frequency	Date Sample Obtained	Date Result Obtained	Unit of Measurement	EPA Limit	Sample Result
Monthly	05-Jun-24	13-Jun-24	milligrams per litre (mg/L)	MONITORING	<1
Monthly	03-Jul-24	11-Jul-24	milligrams per litre (mg/L)		<1
Monthly	07-Aug-24	15-Aug-24	milligrams per litre (mg/L)		<1
Monthly	04-Sep-24	11-Sep-24	milligrams per litre (mg/L)		<1
Monthly	02-Oct-24	10-Oct-24	milligrams per litre (mg/L)		<1
Monthly	06-Nov-24	14-Nov-24	milligrams per litre (mg/L)	CONDITION	<1
Monthly	04-Dec-24	12-Dec-24	milligrams per litre (mg/L)		<1
Monthly	22-Jan-25	29-Jan-25	milligrams per litre (mg/L)		<1
Monthly	05-Feb-25	12-Feb-25	milligrams per litre (mg/L)		<1
Monthly	05-Mar-25	14-Mar-25	milligrams per litre (mg/L)		<1
Monthly			milligrams per litre (mg/L)		
Monthly			milligrams per litre (mg/L)		



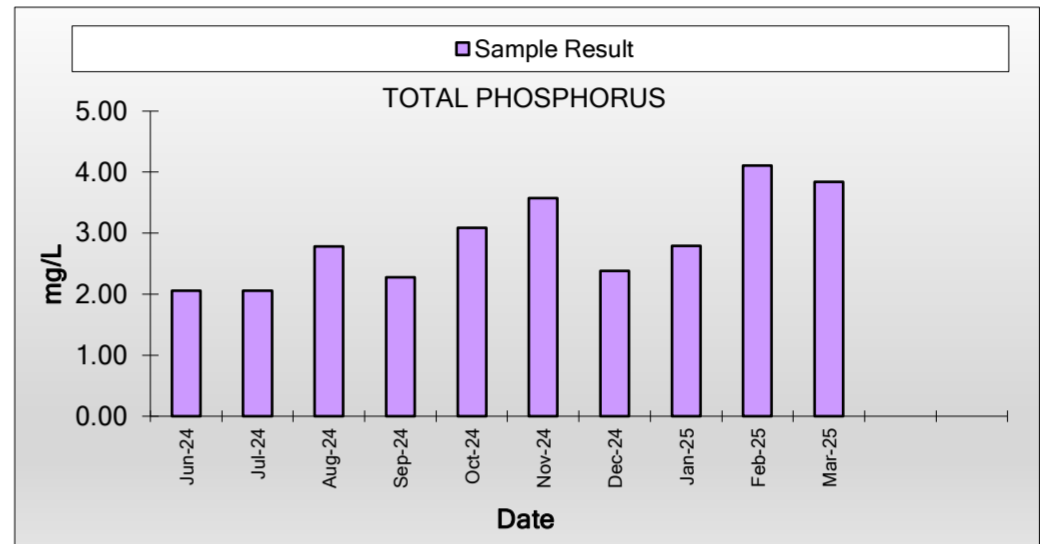
pH

Frequency	Date Sample Obtained	Date Result Obtained	Unit of Measurement	EPA Limit	Sample Result	
Monthly	05-Jun-24	13-Jun-24	pH	MONITORING	7.4	
Monthly	03-Jul-24	11-Jul-24	pH		7.6	
Monthly	07-Aug-24	14-Aug-24	pH		7.4	
Monthly	04-Sep-24	11-Sep-24	pH		7.5	
Monthly	02-Oct-24	10-Oct-24	pH		7.2	
Monthly	06-Nov-24	14-Nov-24	pH		7.6	
Monthly	04-Dec-24	12-Dec-24	pH		CONDITION	6.9
Monthly	22-Jan-25	29-Jan-25	pH			7.9
Monthly	05-Feb-25	12-Feb-25	pH			7.6
Monthly	05-Mar-25	14-Mar-25	pH			7.9
Monthly			pH			
Monthly			pH			



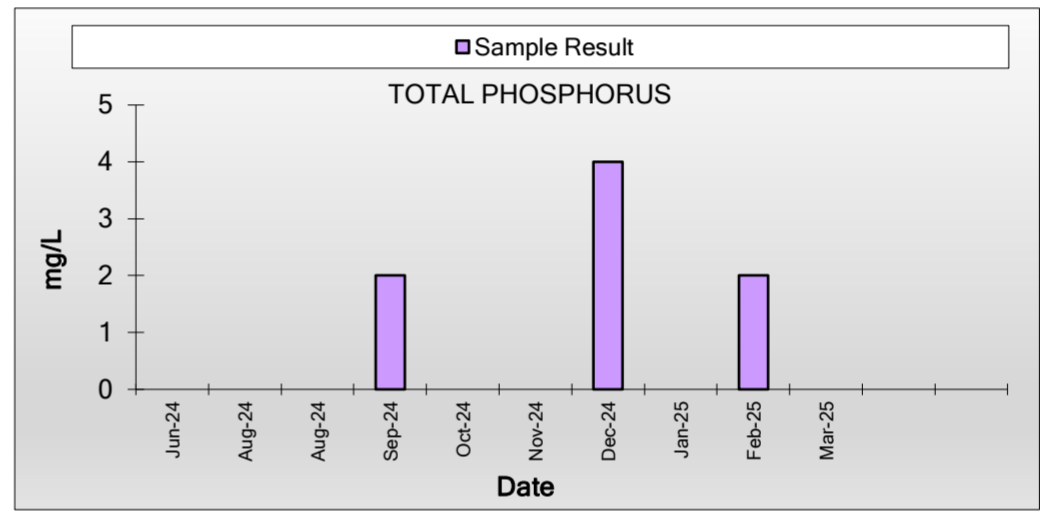
TOTAL PHOSPHORUS

Frequency	Date Sample Obtained	Date Result Obtained	Unit of Measurement	EPA Limit	Sample Result	
Monthly	05-Jun-24	13-Jun-24	milligrams per litre (mg/L)	MONITORING	2.06	
Monthly	03-Jul-24	11-Jul-24	milligrams per litre (mg/L)		2.06	
Monthly	07-Aug-24	14-Aug-24	milligrams per litre (mg/L)		2.78	
Monthly	04-Sep-24	11-Sep-24	milligrams per litre (mg/L)		2.28	
Monthly	02-Oct-24	10-Oct-24	milligrams per litre (mg/L)		3.09	
Monthly	06-Nov-24	14-Nov-24	milligrams per litre (mg/L)		3.57	
Monthly	04-Dec-24	12-Dec-24	milligrams per litre (mg/L)		CONDITION	2.38
Monthly	22-Jan-25	29-Jan-25	milligrams per litre (mg/L)			2.79
Monthly	05-Feb-25	12-Feb-25	milligrams per litre (mg/L)			4.11
Monthly	05-Mar-25	14-Mar-25	milligrams per litre (mg/L)			3.84
Monthly			milligrams per litre (mg/L)			
Monthly			milligrams per litre (mg/L)			



TOTAL SUSPENDED SOLIDS

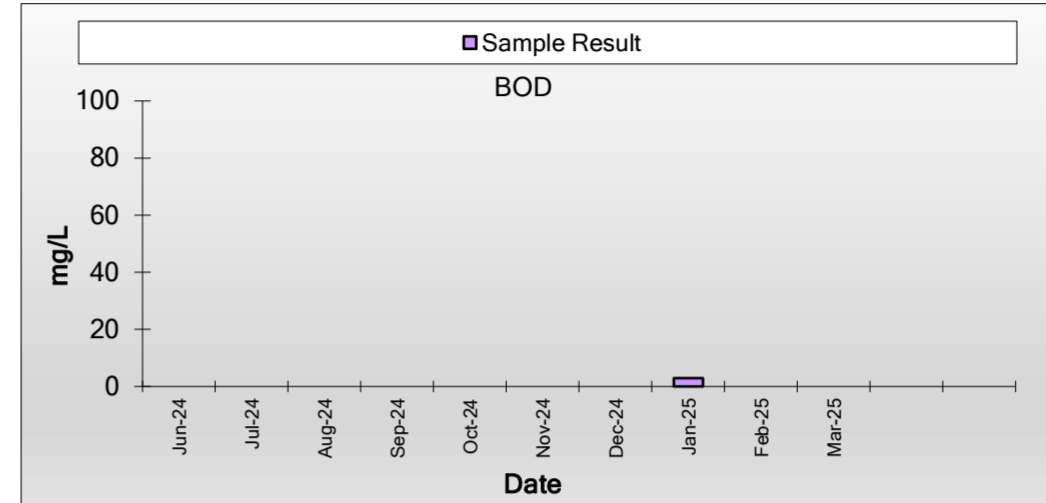
Frequency	Date Sample Obtained	Date Result Obtained	Unit of Measurement	EPA Limit	Sample Result	
Monthly	05-Jun-24	13-Jun-24	milligrams per litre (mg/L)	MONITORING	<1	
Monthly	21-Aug-24	28-Aug-24	milligrams per litre (mg/L)		<1	
Monthly	07-Aug-24	15-Aug-24	milligrams per litre (mg/L)		<1	
Monthly	04-Sep-24	11-Sep-24	milligrams per litre (mg/L)		2	
Monthly	02-Oct-24	10-Oct-24	milligrams per litre (mg/L)		<1	
Monthly	06-Nov-24	14-Nov-24	milligrams per litre (mg/L)		<1	
Monthly	04-Dec-24	12-Dec-24	milligrams per litre (mg/L)		CONDITION	4
Monthly	22-Jan-25	29-Jan-25	milligrams per litre (mg/L)			<1
Monthly	05-Feb-25	12-Feb-25	milligrams per litre (mg/L)			2
Monthly	05-Mar-25	14-Mar-25	milligrams per litre (mg/L)			<1
Monthly			milligrams per litre (mg/L)			
Monthly			milligrams per litre (mg/L)			



REMS - Callala Wastewater Treatment Plant - Monitoring Summary

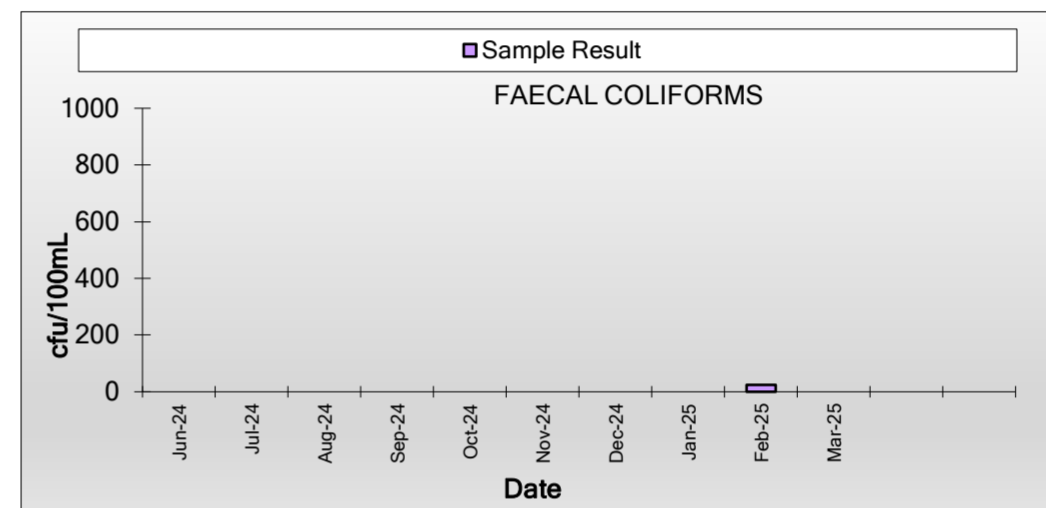
BOD

Frequency	Date Sample Obtained	Date Result Obtained	Unit of Measurement	EPA Limit	Sample Result	
Monthly	05-Jun-24	13-Jun-24	milligrams per litre (mg/L)	MONITORING	<2	
Monthly	03-Jul-24	11-Jul-24	milligrams per litre (mg/L)		<2	
Monthly	07-Aug-24	15-Aug-24	milligrams per litre (mg/L)		<2	
Monthly	04-Sep-24	11-Sep-24	milligrams per litre (mg/L)		<2	
Monthly	09-Oct-24	16-Oct-24	milligrams per litre (mg/L)		<2	
Monthly	06-Nov-24	14-Nov-24	milligrams per litre (mg/L)		<2	
Monthly	11-Dec-24	18-Dec-24	milligrams per litre (mg/L)		CONDITIONS	<2
Monthly	15-Jan-25	23-Jan-25	milligrams per litre (mg/L)			3
Monthly	05-Feb-25	12-Feb-25	milligrams per litre (mg/L)			<2
Monthly	05-Mar-25	14-Mar-25	milligrams per litre (mg/L)			<2
Monthly			milligrams per litre (mg/L)			
Monthly			milligrams per litre (mg/L)			



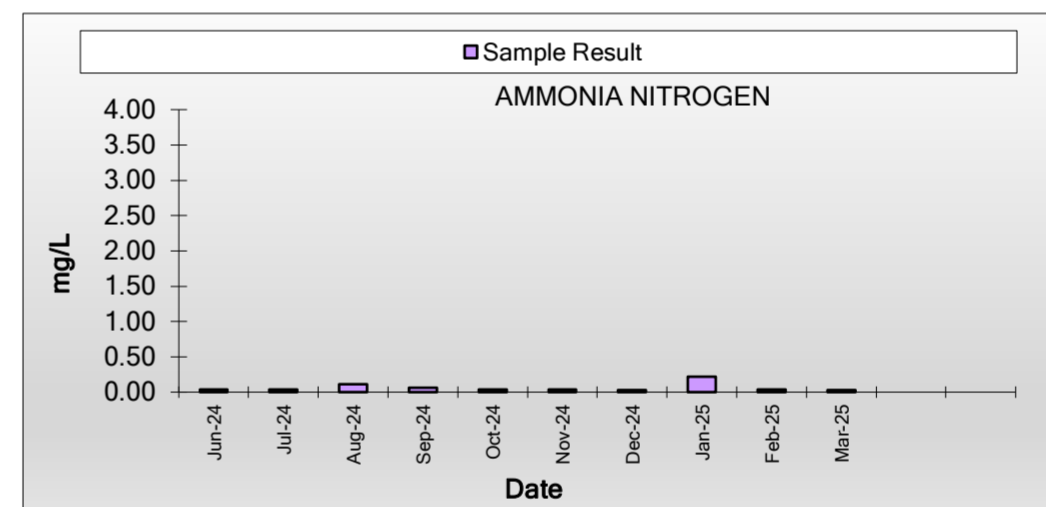
FAECAL COLIFORMS

Frequency	Date Sample Obtained	Date Result Obtained	Unit of Measurement	EPA Limit	Sample Result	
Monthly	05-Jun-24	13-Jun-24	colony forming units per 100 millilitres (cfu/100mL)	MONITORING	<1	
Monthly	03-Jul-24	11-Jul-24	colony forming units per 100 millilitres (cfu/100mL)		<1	
Monthly	07-Aug-24	15-Aug-24	colony forming units per 100 millilitres (cfu/100mL)		<1	
Monthly	04-Sep-24	11-Sep-24	colony forming units per 100 millilitres (cfu/100mL)		<1	
Monthly	09-Oct-24	16-Oct-24	colony forming units per 100 millilitres (cfu/100mL)		<1	
Monthly	06-Nov-24	14-Nov-24	colony forming units per 100 millilitres (cfu/100mL)		<1	
Monthly	11-Dec-24	18-Dec-24	colony forming units per 100 millilitres (cfu/100mL)		CONDITIONS	<1
Monthly	15-Jan-25	23-Jan-25	colony forming units per 100 millilitres (cfu/100mL)			~1
Monthly	05-Feb-25	12-Feb-25	colony forming units per 100 millilitres (cfu/100mL)			24
Monthly	05-Mar-25	14-Mar-25	colony forming units per 100 millilitres (cfu/100mL)			<1
Monthly			colony forming units per 100 millilitres (cfu/100mL)			
Monthly			colony forming units per 100 millilitres (cfu/100mL)			



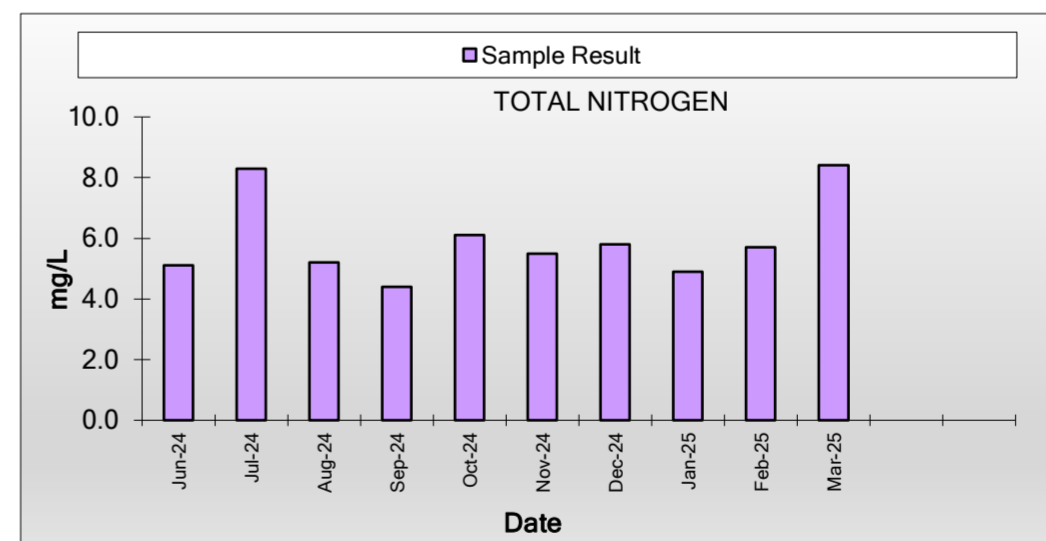
AMMONIA NITROGEN

Frequency	Date Sample Obtained	Date Result Obtained	Unit of Measurement	EPA Limit	Sample Result	
Monthly	05-Jun-24	13-Jun-24	milligrams per litre (mg/L)	MONITORING	0.04	
Monthly	03-Jul-24	11-Jul-24	milligrams per litre (mg/L)		0.04	
Monthly	07-Aug-24	15-Aug-24	milligrams per litre (mg/L)		0.11	
Monthly	04-Sep-24	11-Sep-24	milligrams per litre (mg/L)		0.06	
Monthly	09-Oct-24	16-Oct-24	milligrams per litre (mg/L)		0.04	
Monthly	06-Nov-24	14-Nov-24	milligrams per litre (mg/L)		0.04	
Monthly	11-Dec-24	18-Dec-24	milligrams per litre (mg/L)		CONDITIONS	0.03
Monthly	15-Jan-25	23-Jan-25	milligrams per litre (mg/L)			0.22
Monthly	05-Feb-25	12-Feb-25	milligrams per litre (mg/L)			0.04
Monthly	05-Mar-25	14-Mar-25	milligrams per litre (mg/L)			0.03
Monthly			milligrams per litre (mg/L)			
Monthly			milligrams per litre (mg/L)			



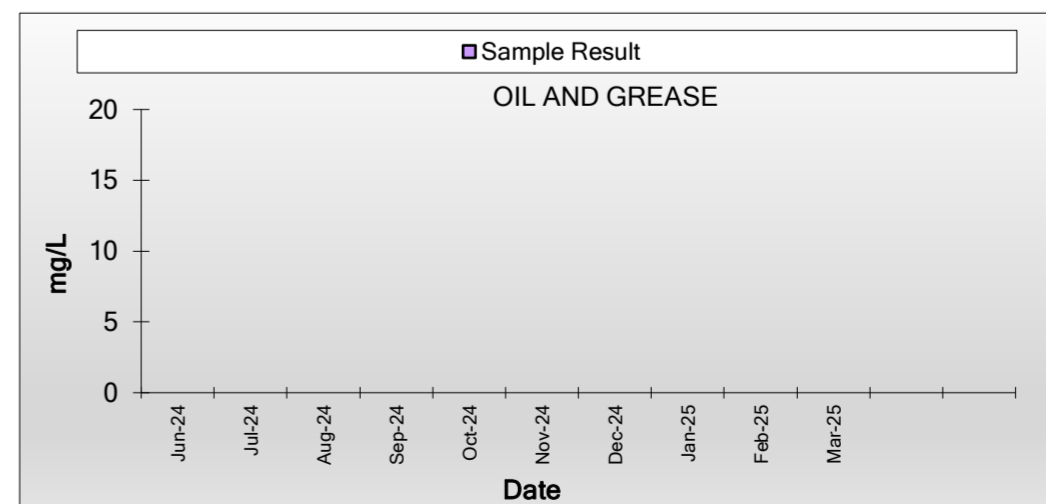
TOTAL NITROGEN

Frequency	Date Sample Obtained	Date Result Obtained	Unit of Measurement	EPA Limit	Sample Result	
Monthly	05-Jun-24	13-Jun-24	milligrams per litre (mg/L)	MONITORING	5.1	
Monthly	03-Jul-24	11-Jul-24	milligrams per litre (mg/L)		8.3	
Monthly	07-Aug-24	15-Aug-24	milligrams per litre (mg/L)		5.2	
Monthly	04-Sep-24	11-Sep-24	milligrams per litre (mg/L)		4.4	
Monthly	09-Oct-24	16-Oct-24	milligrams per litre (mg/L)		6.1	
Monthly	06-Nov-24	14-Nov-24	milligrams per litre (mg/L)		5.5	
Monthly	11-Dec-24	18-Dec-24	milligrams per litre (mg/L)		CONDITIONS	5.8
Monthly	15-Jan-25	23-Jan-25	milligrams per litre (mg/L)			4.9
Monthly	05-Feb-25	12-Feb-25	milligrams per litre (mg/L)			5.7
Monthly	05-Mar-25	14-Mar-25	milligrams per litre (mg/L)			8.4
Monthly			milligrams per litre (mg/L)			
Monthly			milligrams per litre (mg/L)			



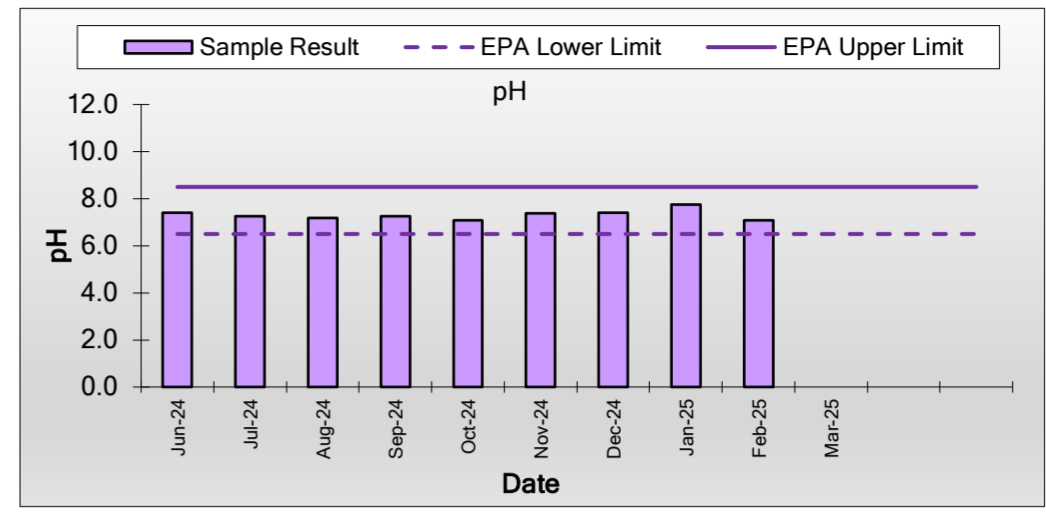
OIL AND GREASE

Frequency	Date Sample Obtained	Date Result Obtained	Unit of Measurement	EPA Limit	Sample Result	
Monthly	05-Jun-24	13-Jun-24	milligrams per litre (mg/L)	MONITORING	<1	
Monthly	03-Jul-24	11-Jul-24	milligrams per litre (mg/L)		<1	
Monthly	07-Aug-24	15-Aug-24	milligrams per litre (mg/L)		<1	
Monthly	04-Sep-24	11-Sep-24	milligrams per litre (mg/L)		<1	
Monthly	09-Oct-24	16-Oct-24	milligrams per litre (mg/L)		<1	
Monthly	06-Nov-24	14-Nov-24	milligrams per litre (mg/L)		<1	
Monthly	11-Dec-24	18-Dec-24	milligrams per litre (mg/L)		CONDITIONS	<1
Monthly	15-Jan-25	23-Jan-25	milligrams per litre (mg/L)			<1
Monthly	05-Feb-25	12-Feb-25	milligrams per litre (mg/L)			<1
Monthly	05-Mar-25	14-Mar-25	milligrams per litre (mg/L)			<1
Monthly			milligrams per litre (mg/L)			
Monthly			milligrams per litre (mg/L)			



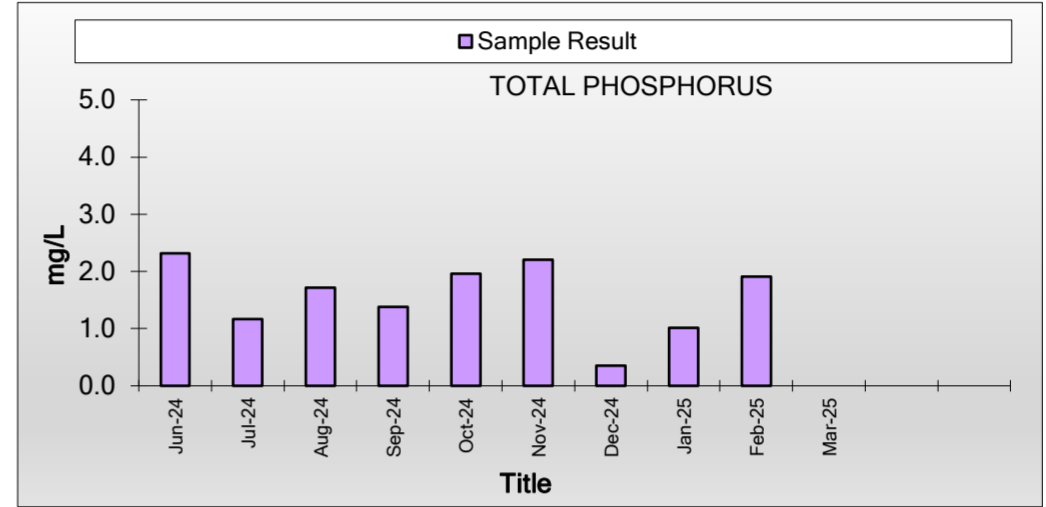
pH

Frequency	Date Sample Obtained	Date Result Obtained	Unit of Measurement	EPA Limit	Sample Result	
Monthly	05-Jun-24	13-Jun-24	pH	MONITORING	7.4	
Monthly	03-Jul-24	11-Jul-24	pH		7.3	
Monthly	07-Aug-24	14-Aug-24	pH		7.2	
Monthly	04-Sep-24	11-Sep-24	pH		7.3	
Monthly	09-Oct-24	16-Oct-24	pH		7.1	
Monthly	06-Nov-24	14-Nov-24	pH		7.4	
Monthly	11-Dec-24	18-Dec-24	pH		CONDITIONS	7.4
Monthly	15-Jan-25	23-Jan-25	pH			7.8
Monthly	05-Feb-25	12-Feb-25	pH			7.1
Monthly	05-Mar-25	14-Mar-25	pH			
Monthly			pH			
Monthly			pH			



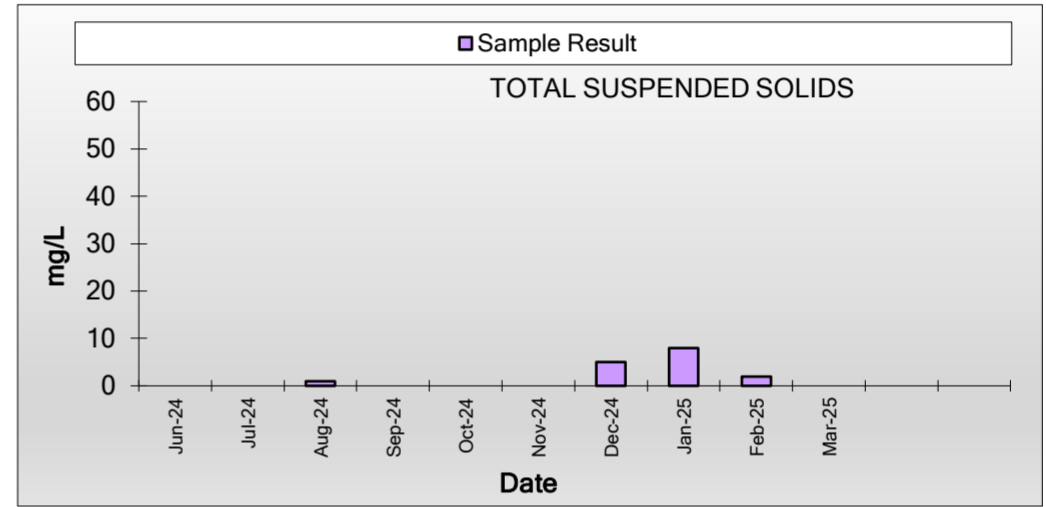
TOTAL PHOSPHORUS

Frequency	Date Sample Obtained	Date Result Obtained	Unit of Measurement	EPA Limit	Sample Result	
Monthly	05-Jun-24	13-Jun-24	milligrams per litre (mg/L)	MONITORING	2.3	
Monthly	03-Jul-24	11-Jul-24	milligrams per litre (mg/L)		1.2	
Monthly	07-Aug-24	14-Aug-24	milligrams per litre (mg/L)		1.7	
Monthly	04-Sep-24	11-Sep-24	milligrams per litre (mg/L)		1.4	
Monthly	09-Oct-24	16-Oct-24	milligrams per litre (mg/L)		2.0	
Monthly	06-Nov-24	14-Nov-24	milligrams per litre (mg/L)		2.2	
Monthly	11-Dec-24	18-Dec-24	milligrams per litre (mg/L)		CONDITIONS	0.4
Monthly	15-Jan-25	23-Jan-25	milligrams per litre (mg/L)			1.0
Monthly	05-Feb-25	12-Feb-25	milligrams per litre (mg/L)			1.9
Monthly	05-Mar-25	14-Mar-25	milligrams per litre (mg/L)			
Monthly			milligrams per litre (mg/L)			
Monthly			milligrams per litre (mg/L)			



TOTAL SUSPENDED SOLIDS

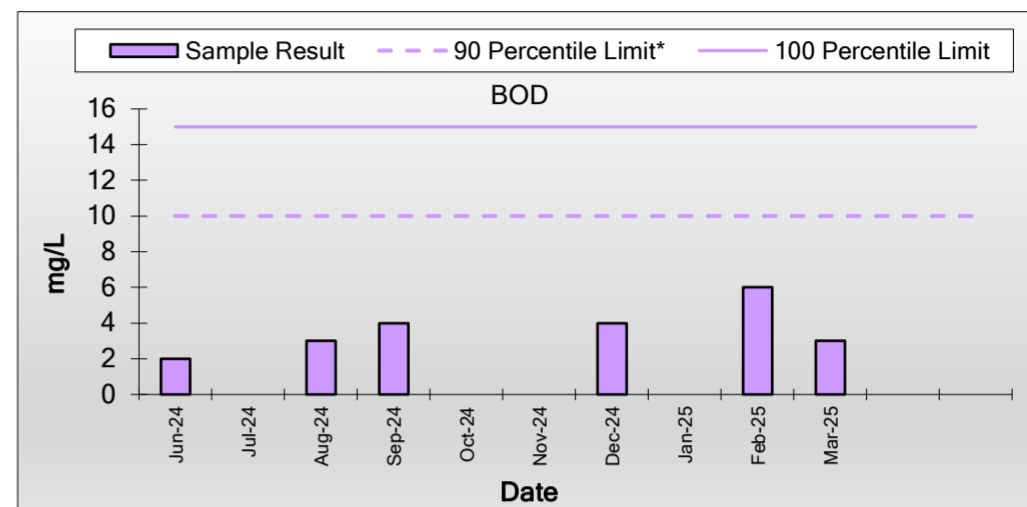
Frequency	Date Sample Obtained	Date Result Obtained	Unit of Measurement	EPA Limit	Sample Result	
Monthly	05-Jun-24	13-Jun-24	milligrams per litre (mg/L)	MONITORING	<1	
Monthly	03-Jul-24	11-Jul-24	milligrams per litre (mg/L)		<1	
Monthly	07-Aug-24	15-Aug-24	milligrams per litre (mg/L)		1	
Monthly	04-Sep-24	11-Sep-24	milligrams per litre (mg/L)		<1	
Monthly	09-Oct-24	16-Oct-24	milligrams per litre (mg/L)		<1	
Monthly	06-Nov-24	14-Nov-24	milligrams per litre (mg/L)		<1	
Monthly	11-Dec-24	18-Dec-24	milligrams per litre (mg/L)		CONDITIONS	5
Monthly	15-Jan-25	23-Jan-25	milligrams per litre (mg/L)			8
Monthly	05-Feb-25	12-Feb-25	milligrams per litre (mg/L)			2
Monthly	05-Mar-25	14-Mar-25	milligrams per litre (mg/L)			
Monthly			milligrams per litre (mg/L)			
Monthly			milligrams per litre (mg/L)			



REMS - to Ocean - Monitoring Summary

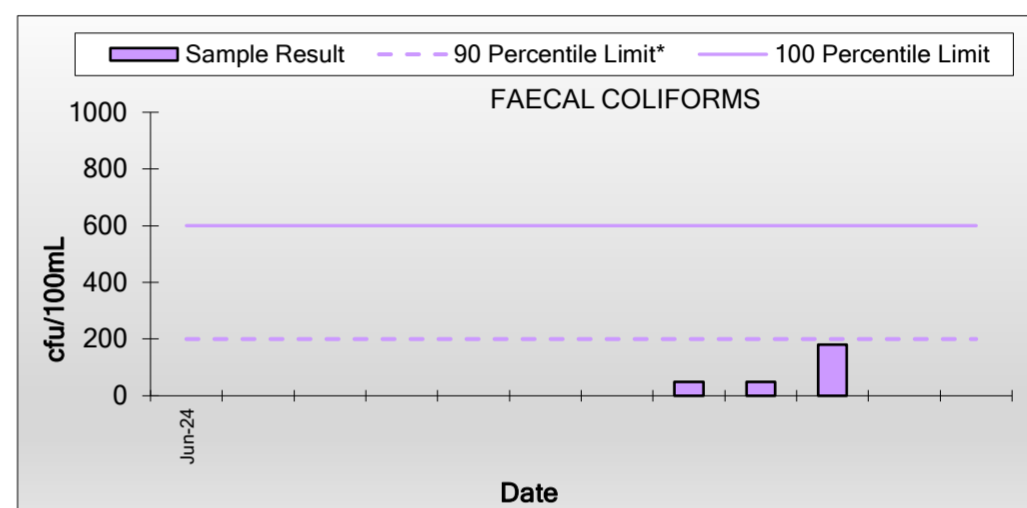
BOD

Frequency	Date Sample Obtained	Date Result Obtained	Unit of Measurement	90 Percentile Limit*	100 Percentile Limit	Sample Result
Special Frequency 1	19-Jun-24	26-Jun-24	milligrams per litre (mg/L)	10	15	2
Special Frequency 1	03-Jul-24	11-Jul-24	milligrams per litre (mg/L)	10	15	<2
Special Frequency 1	07-Aug-24	14-Aug-24	milligrams per litre (mg/L)	10	15	3
Special Frequency 1	03-Sep-24	10-Sep-24	milligrams per litre (mg/L)	10	15	4
Special Frequency 1	09-Oct-24	no discharge	milligrams per litre (mg/L)	10	15	NA
Special Frequency 1	06-Nov-24	no discharge	milligrams per litre (mg/L)	10	15	NA
Special Frequency 1	04-Dec-24	11-Dec-24	milligrams per litre (mg/L)	10	15	4
Special Frequency 1	22-Jan-25	29-Jan-25	milligrams per litre (mg/L)	10	15	<2
Special Frequency 1	12-Feb-25	19-Feb-25	milligrams per litre (mg/L)	10	15	6
Special Frequency 1	05-Mar-25	14-Mar-25	milligrams per litre (mg/L)	10	15	3
Special Frequency 1			milligrams per litre (mg/L)	10	15	
Special Frequency 1			milligrams per litre (mg/L)	10	15	



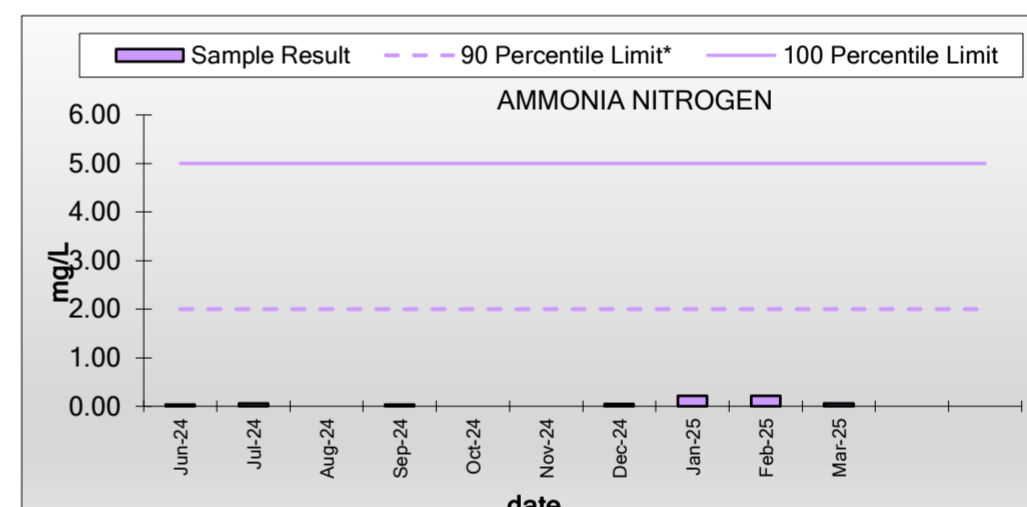
FAECAL COLIFORMS

Frequency	Date Sample Obtained	Date Result Obtained	Unit of Measurement	90 Percentile Limit*	100 Percentile Limit	Sample Result
Special Frequency 1	19-Jun-24	26-Jun-24	colony forming units per 100 millilitres (cfu/100mL)	200	600	~2
Special Frequency 1	03-Jul-24	11-Jul-24	colony forming units per 100 millilitres (cfu/100mL)	200	600	~2
Special Frequency 1	07-Aug-24	14-Aug-24	colony forming units per 100 millilitres (cfu/100mL)	200	600	<1
Special Frequency 1	03-Sep-24	10-Sep-24	colony forming units per 100 millilitres (cfu/100mL)	200	600	<1
Special Frequency 1	09-Oct-24	no discharge	colony forming units per 100 millilitres (cfu/100mL)	200	600	NA
Special Frequency 1	06-Nov-24	no discharge	colony forming units per 100 millilitres (cfu/100mL)	200	600	NA
Special Frequency 1	04-Dec-24	11-Dec-24	colony forming units per 100 millilitres (cfu/100mL)	200	600	~9
Special Frequency 1	22-Jan-25	29-Jan-25	colony forming units per 100 millilitres (cfu/100mL)	200	600	48
Special Frequency 1	12-Feb-25	19-Feb-25	colony forming units per 100 millilitres (cfu/100mL)	200	600	49
Special Frequency 1	05-Mar-25	14-Mar-25	colony forming units per 100 millilitres (cfu/100mL)	200	600	180
Special Frequency 1			colony forming units per 100 millilitres (cfu/100mL)	200	600	
Special Frequency 1			colony forming units per 100 millilitres (cfu/100mL)	200	600	



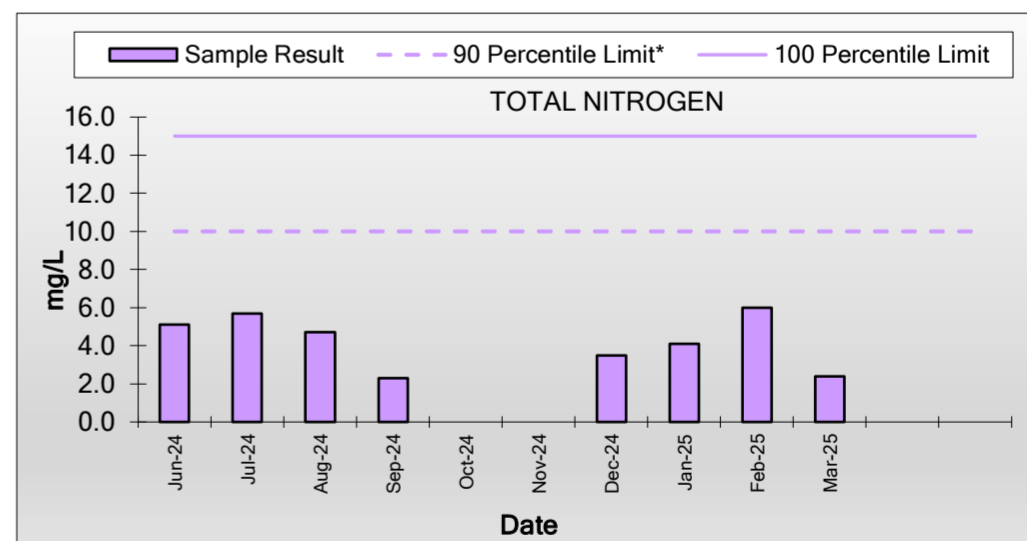
AMMONIA NITROGEN

Frequency	Date Sample Obtained	Date Result Obtained	Unit of Measurement	90 Percentile Limit*	100 Percentile Limit	Sample Result
Special Frequency 1	19-Jun-24	26-Jun-24	milligrams per litre (mg/L)	2	5	0.03
Special Frequency 1	03-Jul-24	11-Jul-24	milligrams per litre (mg/L)	2	5	0.06
Special Frequency 1	07-Aug-24	14-Aug-24	milligrams per litre (mg/L)	2	5	<0.1
Special Frequency 1	03-Sep-24	10-Sep-24	milligrams per litre (mg/L)	2	5	0.03
Special Frequency 1	09-Oct-24	no discharge	milligrams per litre (mg/L)	2	5	NA
Special Frequency 1	06-Nov-24	no discharge	milligrams per litre (mg/L)	2	5	NA
Special Frequency 1	04-Dec-24	11-Dec-24	milligrams per litre (mg/L)	2	5	0.05
Special Frequency 1	22-Jan-25	29-Jan-25	milligrams per litre (mg/L)	2	5	0.21
Special Frequency 1	12-Feb-25	19-Feb-25	milligrams per litre (mg/L)	2	5	0.22
Special Frequency 1	05-Mar-25	14-Mar-25	milligrams per litre (mg/L)	2	5	0.06
Special Frequency 1			milligrams per litre (mg/L)	2	5	
Special Frequency 1			milligrams per litre (mg/L)	2	5	



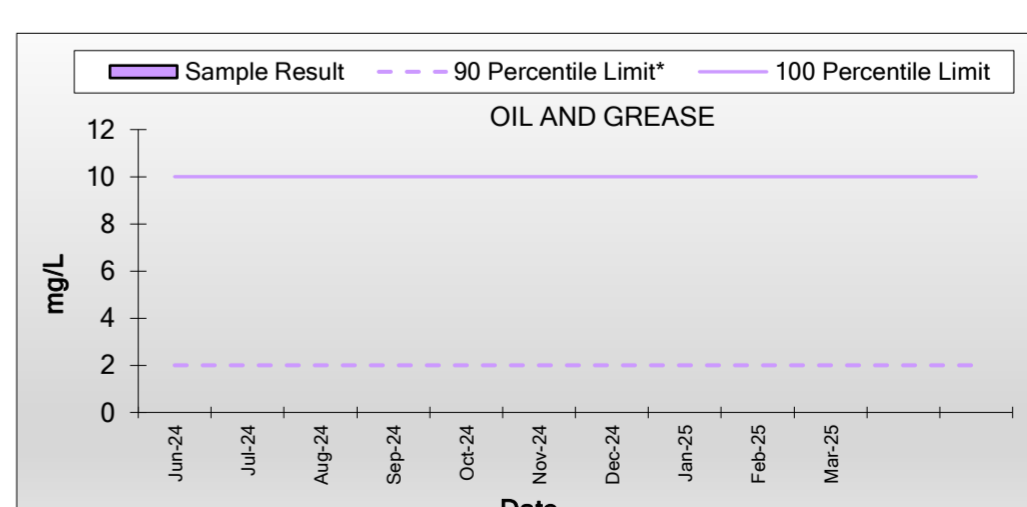
TOTAL NITROGEN

Frequency	Date Sample Obtained	Date Result Obtained	Unit of Measurement	90 Percentile Limit*	100 Percentile Limit	Sample Result
Special Frequency 1	19-Jun-24	26-Jun-24	milligrams per litre (mg/L)	10	15	5.1
Special Frequency 1	03-Jul-24	11-Jul-24	milligrams per litre (mg/L)	10	15	5.7
Special Frequency 1	07-Aug-24	14-Aug-24	milligrams per litre (mg/L)	10	15	4.7
Special Frequency 1	03-Sep-24	10-Sep-24	milligrams per litre (mg/L)	10	15	2.3
Special Frequency 1	09-Oct-24	no discharge	milligrams per litre (mg/L)	10	15	NA
Special Frequency 1	06-Nov-24	no discharge	milligrams per litre (mg/L)	10	15	NA
Special Frequency 1	04-Dec-24	11-Dec-24	milligrams per litre (mg/L)	10	15	3.5
Special Frequency 1	22-Jan-25	29-Jan-25	milligrams per litre (mg/L)	10	15	4.1
Special Frequency 1	12-Feb-25	19-Feb-25	milligrams per litre (mg/L)	10	15	6.0
Special Frequency 1	05-Mar-25	14-Mar-25	milligrams per litre (mg/L)	10	15	2.4
Special Frequency 1			milligrams per litre (mg/L)	10	15	
Special Frequency 1			milligrams per litre (mg/L)	10	15	



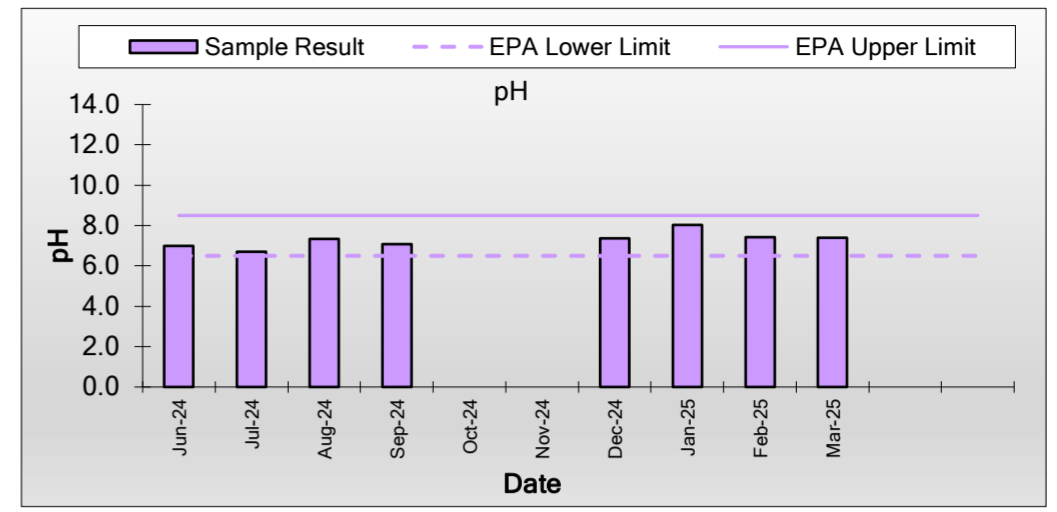
OIL AND GREASE

Frequency	Date Sample Obtained	Date Result Obtained	Unit of Measurement	90 Percentile Limit*	100 Percentile Limit	Sample Result
Special Frequency 1	19-Jun-24	26-Jun-24	milligrams per litre (mg/L)	2	10	<1
Special Frequency 1	03-Jul-24	11-Jul-24	milligrams per litre (mg/L)	2	10	<1
Special Frequency 1	07-Aug-24	14-Aug-24	milligrams per litre (mg/L)	2	10	<1
Special Frequency 1	03-Sep-24	10-Sep-24	milligrams per litre (mg/L)	2	10	<1
Special Frequency 1	09-Oct-24	no discharge	milligrams per litre (mg/L)	2	10	NA
Special Frequency 1	06-Nov-24	no discharge	milligrams per litre (mg/L)	2	10	NA
Special Frequency 1	04-Dec-24	11-Dec-24	milligrams per litre (mg/L)	2	10	<1
Special Frequency 1	22-Jan-25	29-Jan-25	milligrams per litre (mg/L)	2	10	<1
Special Frequency 1	12-Feb-25	19-Feb-25	milligrams per litre (mg/L)	2	10	<1
Special Frequency 1	05-Mar-25	14-Mar-25	milligrams per litre (mg/L)	2	10	<1
Special Frequency 1			milligrams per litre (mg/L)	2	10	
Special Frequency 1			milligrams per litre (mg/L)	2	10	



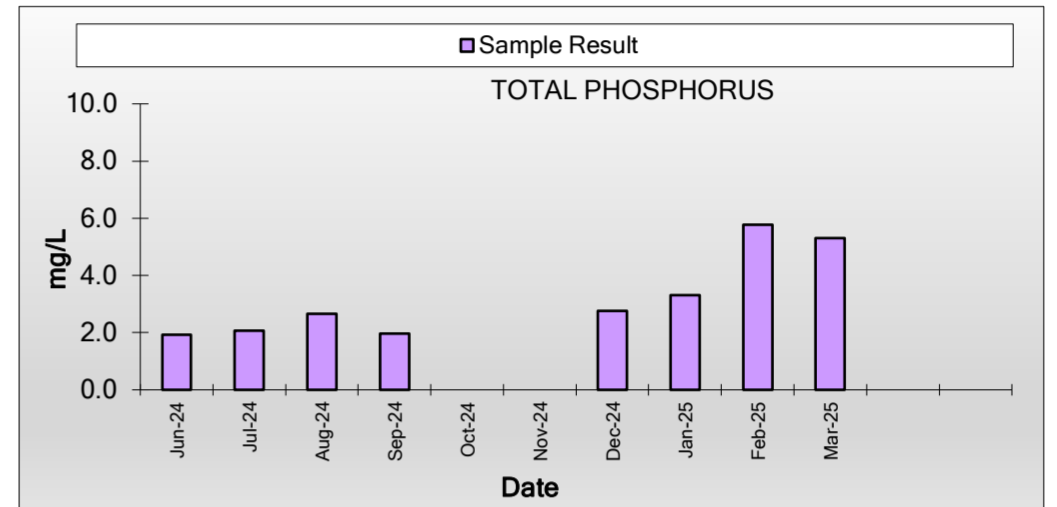
pH

Frequency	Date Sample Obtained	Date Result Obtained	Unit of Measurement	100 Percentile Limit	Sample Result
Special Frequency 1	19-Jun-24	26-Jun-24	pH	6.5-8.5	7.0
Special Frequency 1	03-Jul-24	11-Jul-24	pH	6.5-8.5	6.7
Special Frequency 1	07-Aug-24	14-Aug-24	pH	6.5-8.5	7.3
Special Frequency 1	03-Sep-24	10-Sep-24	pH	6.5-8.5	7.1
Special Frequency 1	09-Oct-24	no discharge	pH	6.5-8.5	NA
Special Frequency 1	06-Nov-24	no discharge	pH	6.5-8.5	NA
Special Frequency 1	04-Dec-24	11-Dec-24	pH	6.5-8.5	7.4
Special Frequency 1	22-Jan-25	29-Jan-25	pH	6.5-8.5	8.0
Special Frequency 1	12-Feb-25	19-Feb-25	pH	6.5-8.5	7.4
Special Frequency 1	05-Mar-25	14-Mar-25	pH	6.5-8.5	7.4
Special Frequency 1			pH	6.5-8.5	
Special Frequency 1			pH	6.5-8.5	



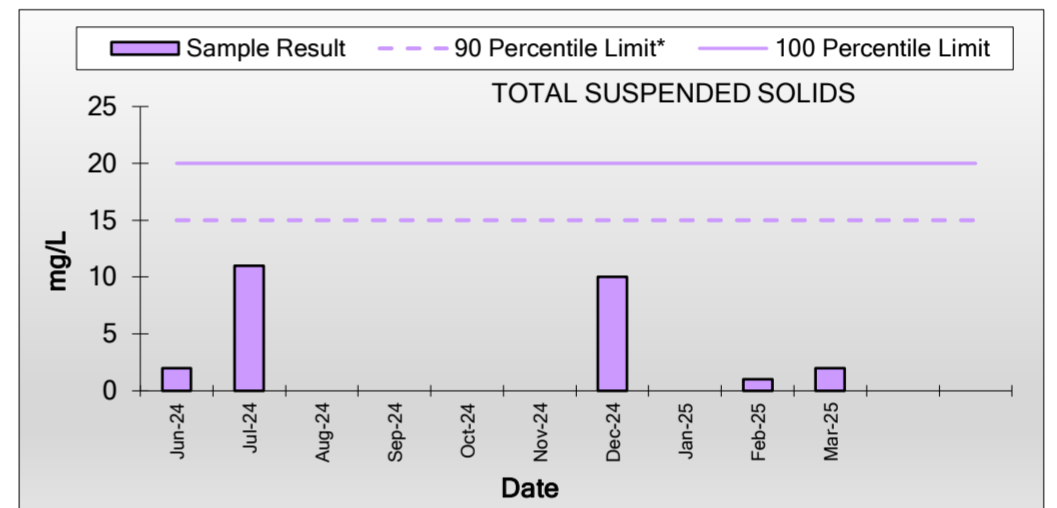
TOTAL PHOSPHORUS

Frequency	Date Sample Obtained	Date Result Obtained	Unit of Measurement	EPA Limit	Sample Result
Special Frequency 1	19-Jun-24	26-Jun-24	milligrams per litre (mg/L)	MONITORING CONDITION	1.9
Special Frequency 1	03-Jul-24	11-Jul-24	milligrams per litre (mg/L)		2.1
Special Frequency 1	07-Aug-24	14-Aug-24	milligrams per litre (mg/L)		2.7
Special Frequency 1	03-Sep-24	10-Sep-24	milligrams per litre (mg/L)		2.0
Special Frequency 1	09-Oct-24	no discharge	milligrams per litre (mg/L)		NA
Special Frequency 1	06-Nov-24	no discharge	milligrams per litre (mg/L)		NA
Special Frequency 1	04-Dec-24	11-Dec-24	milligrams per litre (mg/L)		2.8
Special Frequency 1	22-Jan-25	29-Jan-25	milligrams per litre (mg/L)		3.3
Special Frequency 1	12-Feb-25	19-Feb-25	milligrams per litre (mg/L)		5.8
Special Frequency 1	05-Mar-25	14-Mar-25	milligrams per litre (mg/L)		5.3
Special Frequency 1			milligrams per litre (mg/L)		
Special Frequency 1			milligrams per litre (mg/L)		



TOTAL SUSPENDED SOLIDS

Frequency	Date Sample Obtained	Date Result Obtained	Unit of Measurement	90 Percentile Limit*	100 Percentile Limit	Sample Result
Special Frequency 1	19-Jun-24	26-Jun-24	milligrams per litre (mg/L)	15	20	2
Special Frequency 1	03-Jul-24	11-Jul-24	milligrams per litre (mg/L)	15	20	11
Special Frequency 1	07-Aug-24	14-Aug-24	milligrams per litre (mg/L)	15	20	<1
Special Frequency 1	03-Sep-24	10-Sep-24	milligrams per litre (mg/L)	15	20	<1
Special Frequency 1	09-Oct-24	no discharge	milligrams per litre (mg/L)	15	20	NA
Special Frequency 1	06-Nov-24	no discharge	milligrams per litre (mg/L)	15	20	NA
Special Frequency 1	04-Dec-24	11-Dec-24	milligrams per litre (mg/L)	15	20	10
Special Frequency 1	22-Jan-25	29-Jan-25	milligrams per litre (mg/L)	15	20	<1
Special Frequency 1	12-Feb-25	19-Feb-25	milligrams per litre (mg/L)	15	20	1
Special Frequency 1	05-Mar-25	14-Mar-25	milligrams per litre (mg/L)	15	20	2
Special Frequency 1			milligrams per litre (mg/L)	15	20	
Special Frequency 1			milligrams per litre (mg/L)	15	20	



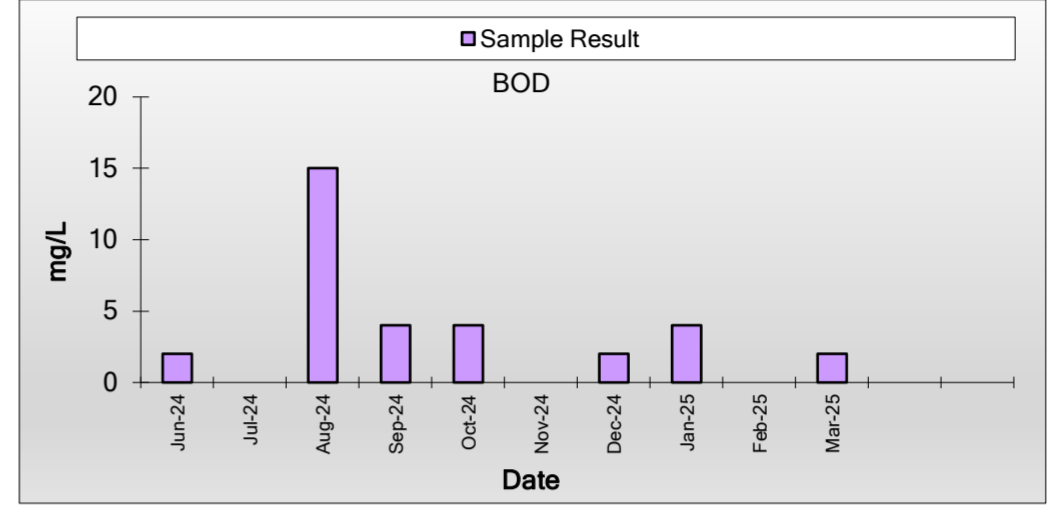
* Note: 90th percentile limit compliance calculated on an annual basis

non-compliance notes:

REMS - Distribution to Farms - Monitoring Summary

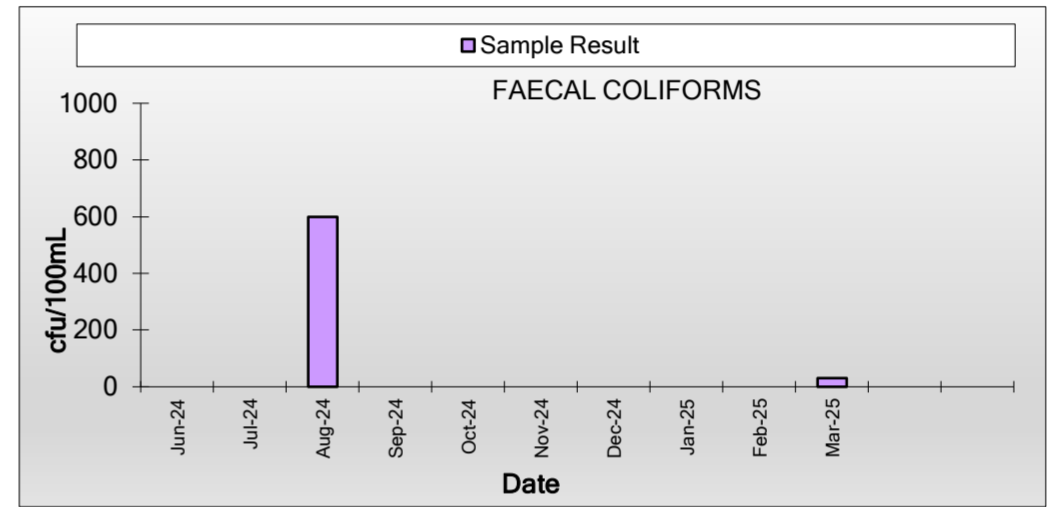
BOD

Frequency	Date Sample Obtained	Date Result Obtained	Unit of Measurement	EPA Limit	Sample Result	
Monthly	19-Jun-24	26-Jun-24	milligrams per litre (mg/L)	MONITORING	2	
Monthly	03-Jul-24	11-Jul-24	milligrams per litre (mg/L)		<2	
Monthly	07-Aug-24	14-Aug-24	milligrams per litre (mg/L)		15	
Monthly	04-Sep-24	11-Sep-24	milligrams per litre (mg/L)		4	
Monthly	02-Oct-24	10-Oct-24	milligrams per litre (mg/L)		4	
Monthly	06-Nov-24	14-Nov-24	milligrams per litre (mg/L)		<2	
Monthly	04-Dec-24	11-Dec-24	milligrams per litre (mg/L)		CONDITION	2
Monthly	15-Jan-25	23-Jan-25	milligrams per litre (mg/L)			4
Monthly	05-Feb-25	12-Feb-25	milligrams per litre (mg/L)			<2
Monthly	05-Mar-25	14-Mar-25	milligrams per litre (mg/L)			2
Monthly			milligrams per litre (mg/L)			
Monthly			milligrams per litre (mg/L)			



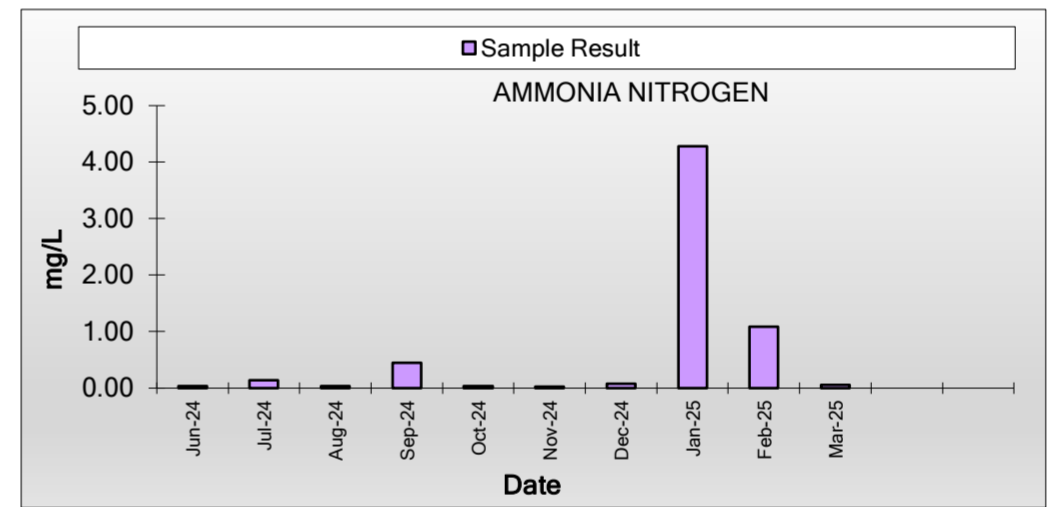
FAECAL COLIFORMS

Frequency	Date Sample Obtained	Date Result Obtained	Unit of Measurement	EPA Limit	Sample Result	
Monthly	19-Jun-24	26-Jun-24	colony forming units per 100 millilitres (cfu/100mL)	MONITORING	<1	
Monthly	03-Jul-24	11-Jul-24	colony forming units per 100 millilitres (cfu/100mL)		<1	
Monthly	07-Aug-24	14-Aug-24	colony forming units per 100 millilitres (cfu/100mL)		600	
Monthly	04-Sep-24	11-Sep-24	colony forming units per 100 millilitres (cfu/100mL)		<1	
Monthly	02-Oct-24	10-Oct-24	colony forming units per 100 millilitres (cfu/100mL)		<1	
Monthly	06-Nov-24	14-Nov-24	colony forming units per 100 millilitres (cfu/100mL)		<1	
Monthly	04-Dec-24	11-Dec-24	colony forming units per 100 millilitres (cfu/100mL)		CONDITION	~2
Monthly	15-Jan-25	23-Jan-25	colony forming units per 100 millilitres (cfu/100mL)			~5
Monthly	05-Feb-25	12-Feb-25	colony forming units per 100 millilitres (cfu/100mL)			~9
Monthly	05-Mar-25	14-Mar-25	colony forming units per 100 millilitres (cfu/100mL)			30
Monthly			colony forming units per 100 millilitres (cfu/100mL)			
Monthly			colony forming units per 100 millilitres (cfu/100mL)			



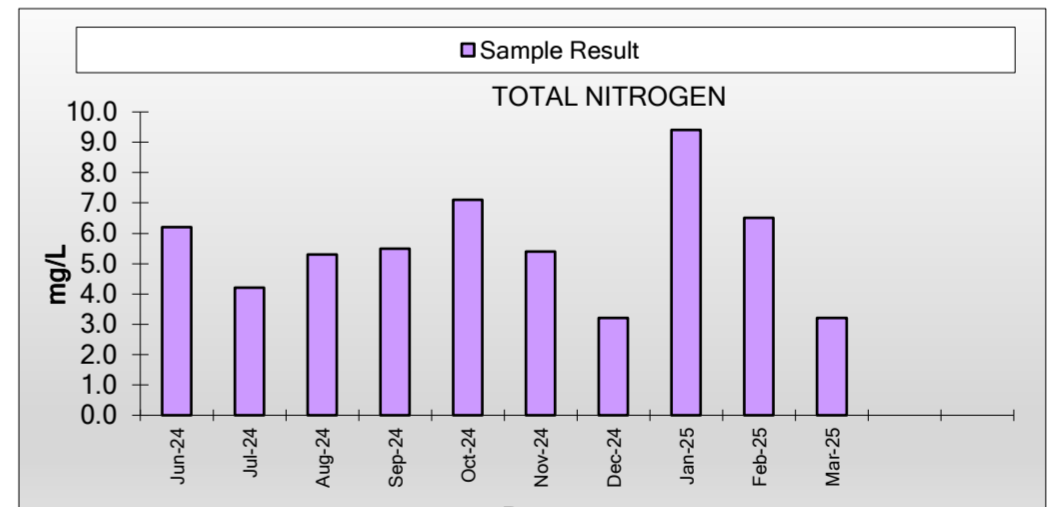
AMMONIA NITROGEN

Frequency	Date Sample Obtained	Date Result Obtained	Unit of Measurement	EPA Limit	Sample Result	
Monthly	19-Jun-24	26-Jun-24	milligrams per litre (mg/L)	MONITORING	0.04	
Monthly	03-Jul-24	11-Jul-24	milligrams per litre (mg/L)		0.14	
Monthly	07-Aug-24	14-Aug-24	milligrams per litre (mg/L)		0.04	
Monthly	04-Sep-24	11-Sep-24	milligrams per litre (mg/L)		0.45	
Monthly	02-Oct-24	10-Oct-24	milligrams per litre (mg/L)		0.04	
Monthly	06-Nov-24	14-Nov-24	milligrams per litre (mg/L)		0.03	
Monthly	04-Dec-24	11-Dec-24	milligrams per litre (mg/L)		CONDITION	0.08
Monthly	15-Jan-25	23-Jan-25	milligrams per litre (mg/L)			4.28
Monthly	05-Feb-25	12-Feb-25	milligrams per litre (mg/L)			1.09
Monthly	05-Mar-25	14-Mar-25	milligrams per litre (mg/L)			0.06
Monthly			milligrams per litre (mg/L)			
Monthly			milligrams per litre (mg/L)			



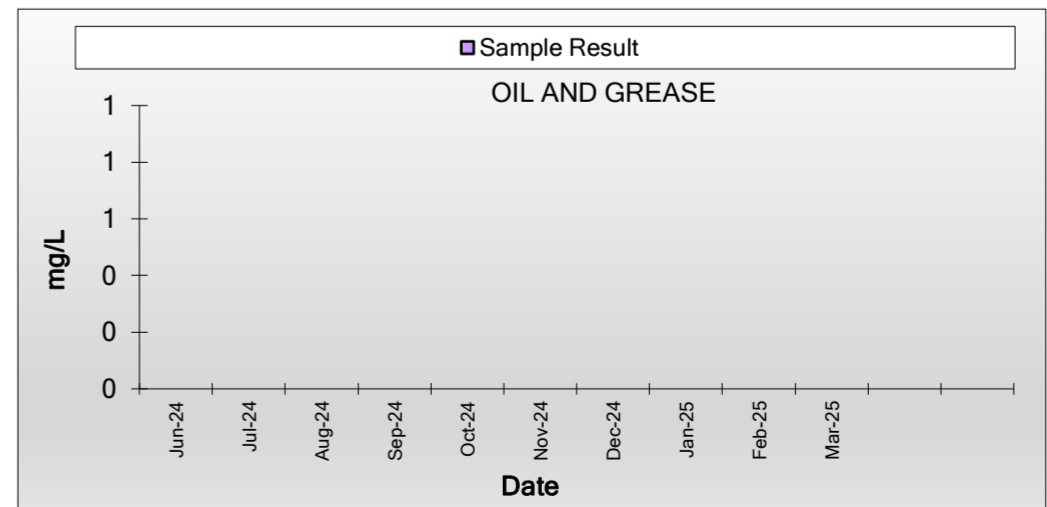
TOTAL NITROGEN

Frequency	Date Sample Obtained	Date Result Obtained	Unit of Measurement	EPA Limit	Sample Result	
Monthly	19-Jun-24	26-Jun-24	milligrams per litre (mg/L)	MONITORING	6.2	
Monthly	03-Jul-24	11-Jul-24	milligrams per litre (mg/L)		4.2	
Monthly	07-Aug-24	14-Aug-24	milligrams per litre (mg/L)		5.3	
Monthly	04-Sep-24	11-Sep-24	milligrams per litre (mg/L)		5.5	
Monthly	02-Oct-24	10-Oct-24	milligrams per litre (mg/L)		7.1	
Monthly	06-Nov-24	14-Nov-24	milligrams per litre (mg/L)		5.4	
Monthly	04-Dec-24	11-Dec-24	milligrams per litre (mg/L)		CONDITION	3.2
Monthly	15-Jan-25	23-Jan-25	milligrams per litre (mg/L)			9.4
Monthly	05-Feb-25	12-Feb-25	milligrams per litre (mg/L)			6.5
Monthly	05-Mar-25	14-Mar-25	milligrams per litre (mg/L)			3.2
Monthly			milligrams per litre (mg/L)			
Monthly			milligrams per litre (mg/L)			



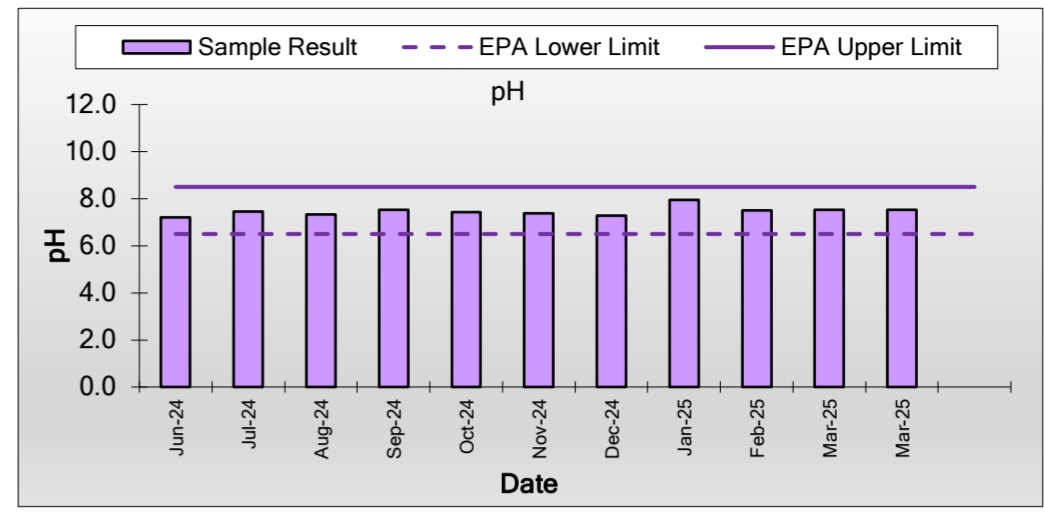
OIL AND GREASE

Frequency	Date Sample Obtained	Date Result Obtained	Unit of Measurement	EPA Limit	Sample Result	
Monthly	19-Jun-24	26-Jun-24	milligrams per litre (mg/L)	MONITORING	<1	
Monthly	03-Jul-24	11-Jul-24	milligrams per litre (mg/L)		<1	
Monthly	07-Aug-24	14-Aug-24	milligrams per litre (mg/L)		<1	
Monthly	04-Sep-24	11-Sep-24	milligrams per litre (mg/L)		<1	
Monthly	02-Oct-24	10-Oct-24	milligrams per litre (mg/L)		<1	
Monthly	06-Nov-24	14-Nov-24	milligrams per litre (mg/L)		<1	
Monthly	04-Dec-24	11-Dec-24	milligrams per litre (mg/L)		CONDITION	<1
Monthly	15-Jan-25	23-Jan-25	milligrams per litre (mg/L)			<1
Monthly	05-Feb-25	12-Feb-25	milligrams per litre (mg/L)			<1
Monthly	05-Mar-25	14-Mar-25	milligrams per litre (mg/L)			<1
Monthly			milligrams per litre (mg/L)			
Monthly			milligrams per litre (mg/L)			



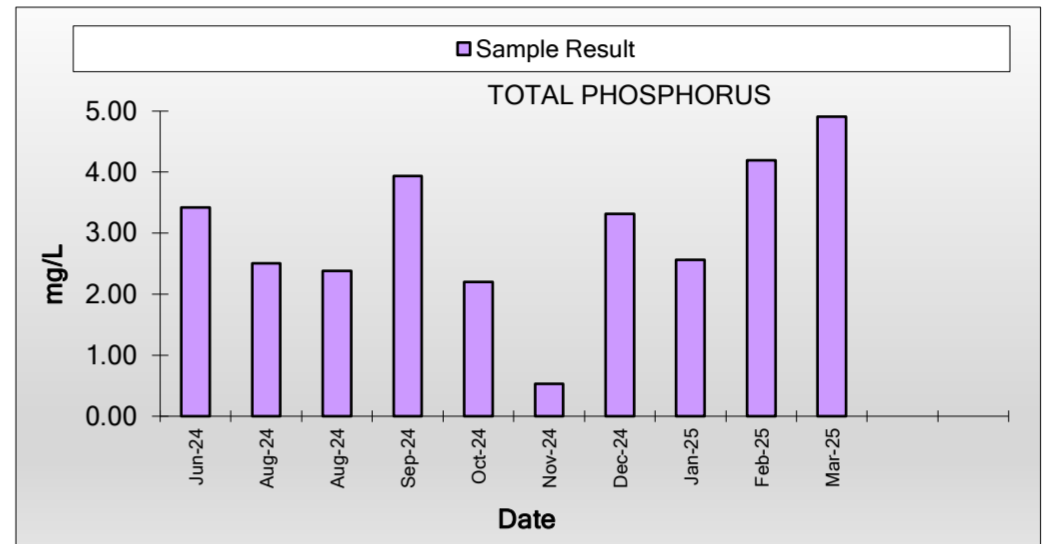
pH

Frequency	Date Sample Obtained	Date Result Obtained	Unit of Measurement	EPA Limit	Sample Result
Monthly	19-Jun-24	26-Jun-24	pH	MONITORING	7.2
Monthly	03-Jul-24	11-Jul-24	pH		7.5
Monthly	07-Aug-24	14-Aug-24	pH		7.3
Monthly	04-Sep-24	11-Sep-24	pH		7.5
Monthly	02-Oct-24	10-Oct-24	pH		7.4
Monthly	06-Nov-24	14-Nov-24	pH		7.4
Monthly	04-Dec-24	11-Dec-24	pH		7.3
Monthly	15-Jan-25	23-Jan-25	pH		8.0
Monthly	05-Feb-25	12-Feb-25	pH		7.5
Monthly	05-Mar-25	10-Mar-25	pH		7.5
Monthly	05-Mar-25	14-Mar-25	pH	CONDITION	7.5
Monthly			pH		



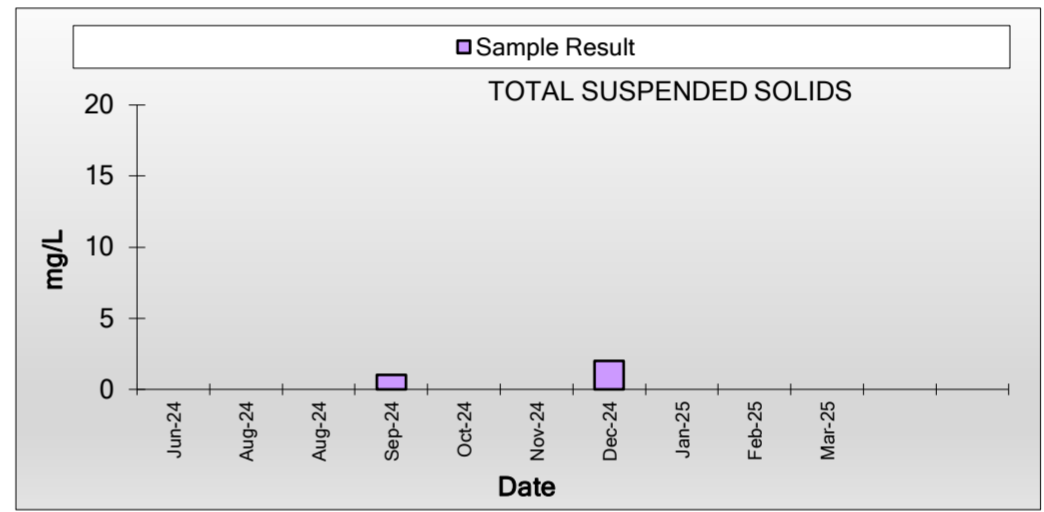
TOTAL PHOSPHORUS

Frequency	Date Sample Obtained	Date Result Obtained	Unit of Measurement	EPA Limit	Sample Result
Monthly	19-Jun-24	26-Jun-24	milligrams per litre (mg/L)	MONITORING	3.42
Monthly	07-Aug-24	14-Aug-24	milligrams per litre (mg/L)		2.51
Monthly	21-Aug-24	28-Aug-24	milligrams per litre (mg/L)		2.38
Monthly	04-Sep-24	11-Sep-24	milligrams per litre (mg/L)		3.94
Monthly	02-Oct-24	10-Oct-24	milligrams per litre (mg/L)		2.20
Monthly	06-Nov-24	14-Nov-24	milligrams per litre (mg/L)		0.53
Monthly	04-Dec-24	11-Dec-24	milligrams per litre (mg/L)		3.32
Monthly	15-Jan-25	23-Jan-25	milligrams per litre (mg/L)		2.56
Monthly	05-Feb-25	12-Feb-25	milligrams per litre (mg/L)		4.19
Monthly	05-Mar-25	14-Mar-25	milligrams per litre (mg/L)		4.91
Monthly			milligrams per litre (mg/L)	CONDITION	
Monthly			milligrams per litre (mg/L)		



TOTAL SUSPENDED SOLIDS

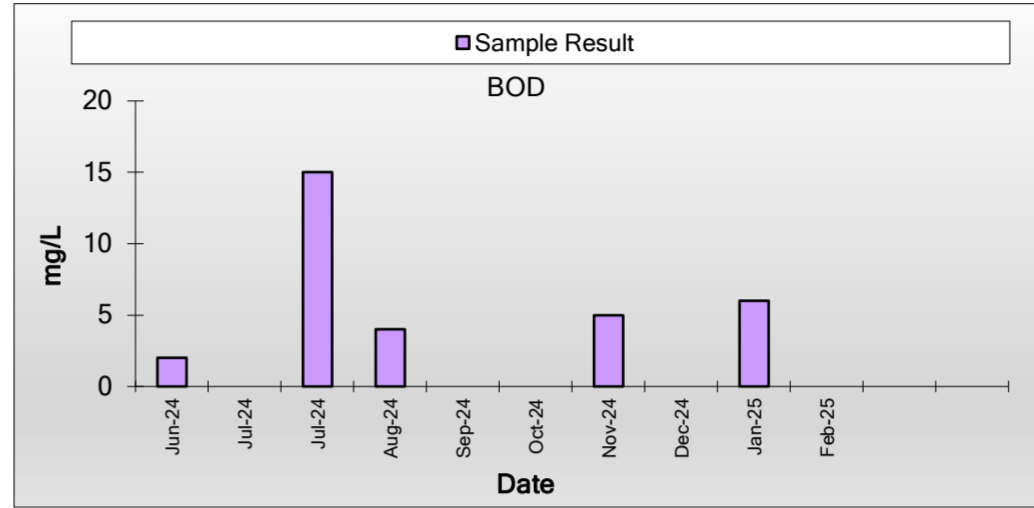
Frequency	Date Sample Obtained	Date Result Obtained	Unit of Measurement	EPA Limit	Sample Result
Monthly	19-Jun-24	26-Jun-24	milligrams per litre (mg/L)	MONITORING	<1
Monthly	21-Aug-24	28-Aug-24	milligrams per litre (mg/L)		<1
Monthly	07-Aug-24	14-Aug-24	milligrams per litre (mg/L)		<1
Monthly	04-Sep-24	11-Sep-24	milligrams per litre (mg/L)		1
Monthly	02-Oct-24	10-Oct-24	milligrams per litre (mg/L)		<1
Monthly	06-Nov-24	14-Nov-24	milligrams per litre (mg/L)		<1
Monthly	04-Dec-24	11-Dec-24	milligrams per litre (mg/L)		2
Monthly	15-Jan-25	23-Jan-25	milligrams per litre (mg/L)		<1
Monthly	05-Feb-25	12-Feb-25	milligrams per litre (mg/L)		<1
Monthly	05-Mar-25	14-Mar-25	milligrams per litre (mg/L)		<1
Monthly			milligrams per litre (mg/L)	CONDITION	
Monthly			milligrams per litre (mg/L)		



REMS - Distribution to Farms - Fortnightly Monitoring Summary

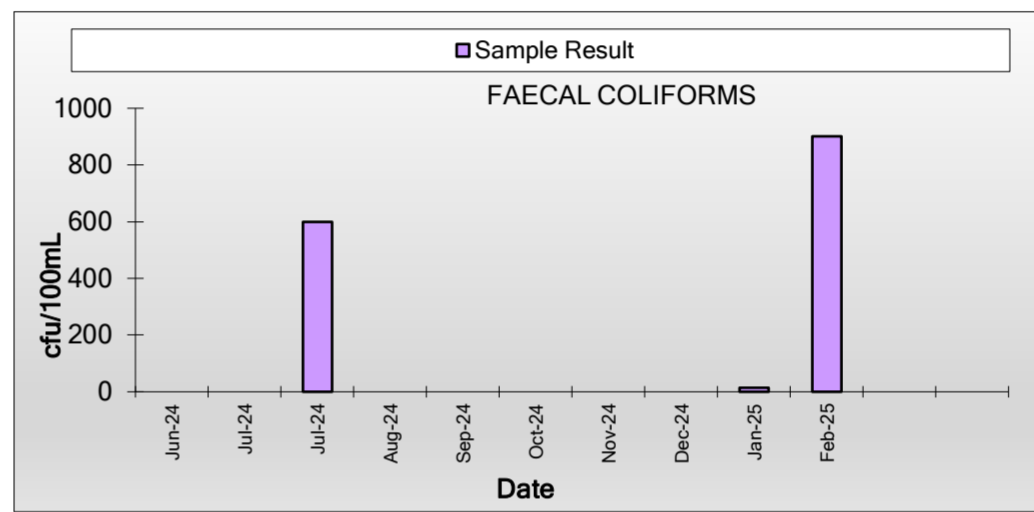
BOD

Frequency	Date Sample Obtained	Date Result Obtained	Unit of Measurement	EPA Limit	Sample Result	
Monthly	19-Jun-24	26-Jun-24	milligrams per litre (mg/L)	MONITORING	2	
Monthly	18-Jul-24	25-Jul-24	milligrams per litre (mg/L)		<2	
Monthly	18-Jul-24	25-Jul-24	milligrams per litre (mg/L)		15	
Monthly	21-Aug-24	28-Aug-24	milligrams per litre (mg/L)		4	
Monthly	18-Sep-24	25-Sep-24	milligrams per litre (mg/L)		<2	
Monthly	16-Oct-24	01-Nov-24	milligrams per litre (mg/L)		<2	
Monthly	20-Nov-24	02-Dec-24	milligrams per litre (mg/L)		CONDITION	5
Monthly	18-Dec-24	24-Dec-24	milligrams per litre (mg/L)			<2
Monthly	22-Jan-25	29-Jan-25	milligrams per litre (mg/L)			6
Monthly	19-Feb-25	25-Feb-25	milligrams per litre (mg/L)			<2
Monthly			milligrams per litre (mg/L)			
Monthly			milligrams per litre (mg/L)			



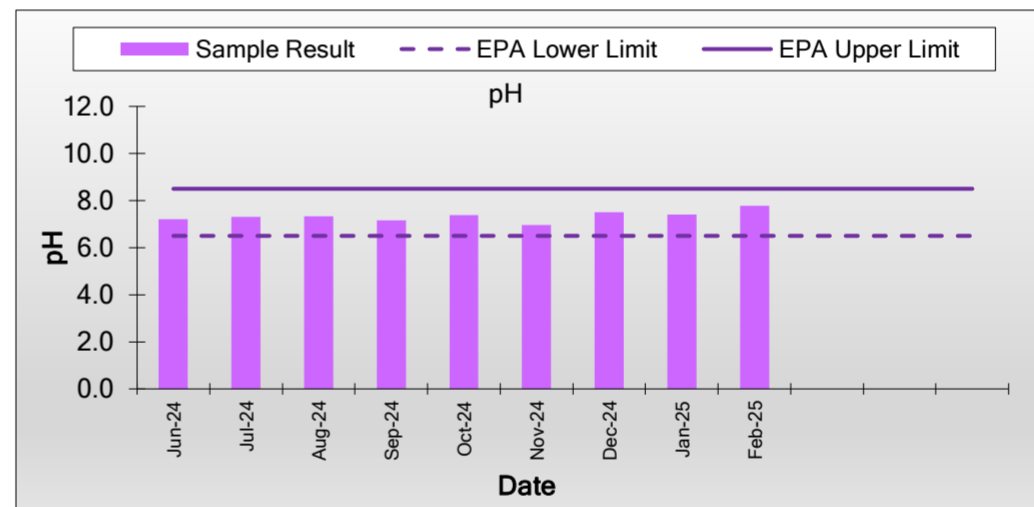
FAECAL COLIFORMS

Frequency	Date Sample Obtained	Date Result Obtained	Unit of Measurement	EPA Limit	Sample Result	
Monthly	19-Jun-24	26-Jun-24	colony forming units per 100 millilitres (cfu/100mL)	MONITORING	<1	
Monthly	18-Jul-24	25-Jul-24	colony forming units per 100 millilitres (cfu/100mL)		<1	
Monthly	18-Jul-24	25-Jul-24	colony forming units per 100 millilitres (cfu/100mL)		600	
Monthly	21-Aug-24	28-Aug-24	colony forming units per 100 millilitres (cfu/100mL)		~1	
Monthly	18-Sep-24	25-Sep-24	colony forming units per 100 millilitres (cfu/100mL)		<1	
Monthly	16-Oct-24	01-Nov-24	colony forming units per 100 millilitres (cfu/100mL)		<1	
Monthly	20-Nov-24	02-Dec-24	colony forming units per 100 millilitres (cfu/100mL)		CONDITION	~13
Monthly	18-Dec-24	24-Dec-24	colony forming units per 100 millilitres (cfu/100mL)			~2
Monthly	22-Jan-25	29-Jan-25	colony forming units per 100 millilitres (cfu/100mL)			14
Monthly	19-Feb-25	25-Feb-25	colony forming units per 100 millilitres (cfu/100mL)			900
Monthly			colony forming units per 100 millilitres (cfu/100mL)			
Monthly			colony forming units per 100 millilitres (cfu/100mL)			



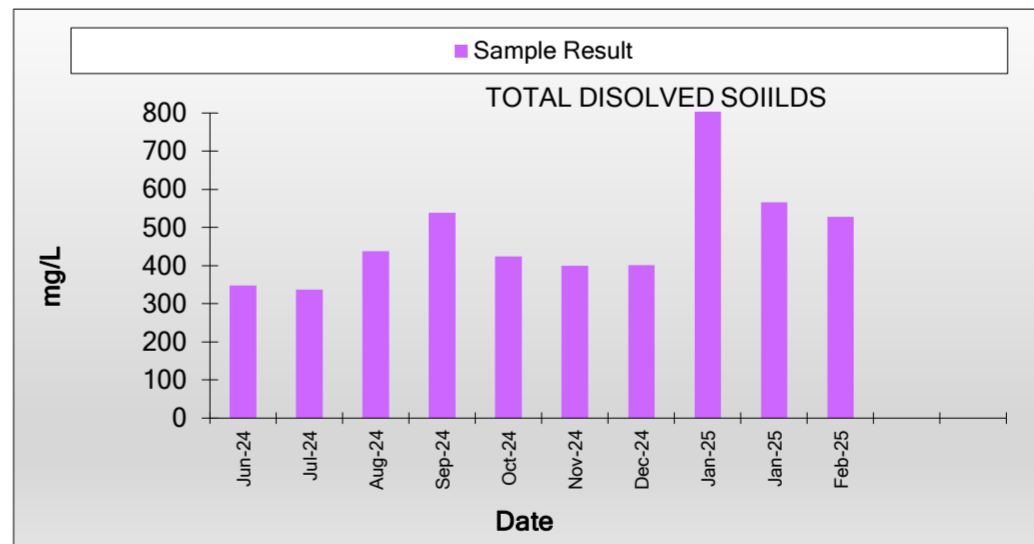
pH

Frequency	Date Sample Obtained	Date Result Obtained	Unit of Measurement	EPA Limit	Sample Result	
Monthly	19-Jun-24	26-Jun-24	pH	MONITORING	7.2	
Monthly	18-Jul-24	25-Jul-24	pH		7.3	
Monthly	21-Aug-24	28-Aug-24	pH		7.3	
Monthly	18-Sep-24	25-Sep-24	pH		7.2	
Monthly	16-Oct-24	01-Nov-24	pH		7.4	
Monthly	20-Nov-24	02-Dec-24	pH		CONDITION	7.0
Monthly	18-Dec-24	24-Dec-24	pH			7.5
Monthly	22-Jan-25	29-Jan-25	pH			7.4
Monthly	19-Feb-25	25-Feb-25	pH			7.8
Monthly			pH			
Monthly			pH			



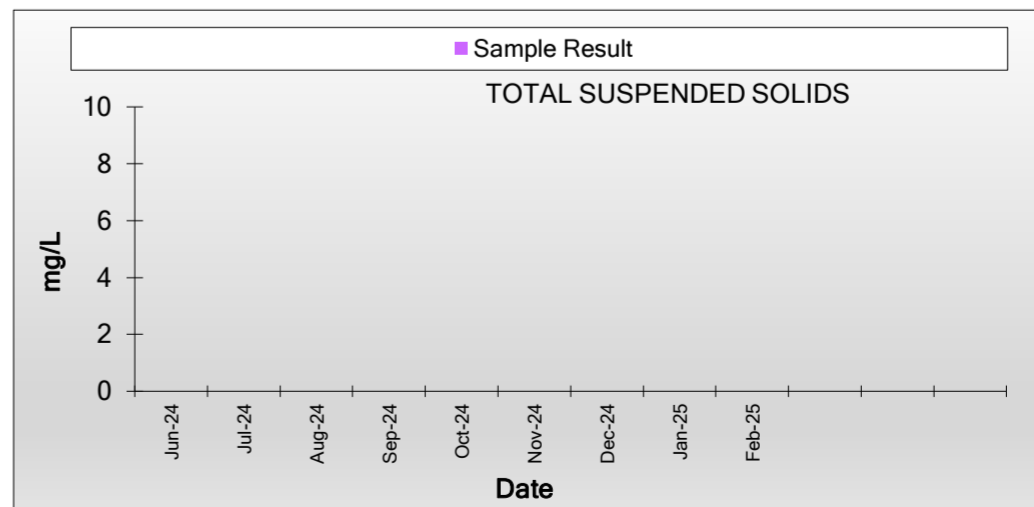
TOTAL DISSOLVED SOLIDS

Frequency	Date Sample Obtained	Date Result Obtained	Unit of Measurement	EPA Limit	Sample Result	
Monthly	19-Jun-24	26-Jun-24	milligrams per litre (mg/L)	MONITORING	347	
Monthly	18-Jul-24	25-Jul-24	milligrams per litre (mg/L)		337	
Monthly	21-Aug-24	28-Aug-24	milligrams per litre (mg/L)		438	
Monthly	18-Sep-24	25-Sep-24	milligrams per litre (mg/L)		538	
Monthly	16-Oct-24	01-Nov-24	milligrams per litre (mg/L)		424	
Monthly	20-Nov-24	02-Dec-24	milligrams per litre (mg/L)		CONDITION	399
Monthly	18-Dec-24	24-Dec-24	milligrams per litre (mg/L)			401
Monthly	15-Jan-25	22-Jan-25	milligrams per litre (mg/L)			826
Monthly	22-Jan-25	29-Jan-25	milligrams per litre (mg/L)			566
Monthly	19-Feb-25	25-Feb-25	milligrams per litre (mg/L)			527
Monthly			milligrams per litre (mg/L)			



TOTAL SUSPENDED SOLIDS

Frequency	Date Sample Obtained	Date Result Obtained	Unit of Measurement	EPA Limit	Sample Result	
Monthly	19-Jun-24	26-Jun-24	milligrams per litre (mg/L)	MONITORING	<1	
Monthly	18-Jul-24	25-Jul-24	milligrams per litre (mg/L)		<1	
Monthly	21-Aug-24	28-Aug-24	milligrams per litre (mg/L)		<1	
Monthly	18-Sep-24	25-Sep-24	milligrams per litre (mg/L)		<1	
Monthly	16-Oct-24	01-Nov-24	milligrams per litre (mg/L)		<1	
Monthly	20-Nov-24	02-Dec-24	milligrams per litre (mg/L)		CONDITION	<1
Monthly	18-Dec-24	24-Dec-24	milligrams per litre (mg/L)			~2
Monthly	22-Jan-25	29-Jan-25	milligrams per litre (mg/L)			<1
Monthly	19-Feb-25	25-Feb-25	milligrams per litre (mg/L)			<1
Monthly			milligrams per litre (mg/L)			
Monthly			milligrams per litre (mg/L)			



REMS - to Ocean - Emergency Release Point - Plantation Point

BOD

Frequency	Date Sample Obtained	Date Result Obtained	Unit of Measurement	100 Percentile Limit	Sample Result
Special Frequency 1	05-Jun-24	No Discharge	milligrams per litre (mg/L)	15	NA
Special Frequency 1	03-Jul-24	No Discharge	milligrams per litre (mg/L)	15	NA
Special Frequency 1	07-Aug-24	No Discharge	milligrams per litre (mg/L)	15	NA
Special Frequency 1	04-Sep-24	No Discharge	milligrams per litre (mg/L)	15	NA
Special Frequency 1	02-Oct-24	No Discharge	milligrams per litre (mg/L)	15	NA
Special Frequency 1	06-Nov-24	No Discharge	milligrams per litre (mg/L)	15	NA
Special Frequency 1	11-Dec-24	No Discharge	milligrams per litre (mg/L)	15	NA
Special Frequency 1	15-Jan-25	No Discharge	milligrams per litre (mg/L)	15	NA
Special Frequency 1	03-Feb-25	No Discharge	milligrams per litre (mg/L)	15	NA
Special Frequency 1	05-Mar-25	No Discharge	milligrams per litre (mg/L)	15	NA
Special Frequency 1			milligrams per litre (mg/L)	15	
Special Frequency 1			milligrams per litre (mg/L)	15	

FAECAL COLIFORMS

Frequency	Date Sample Obtained	Date Result Obtained	Unit of Measurement	100 Percentile Limit	Sample Result
Special Frequency 1	05-Jun-24	No Discharge	colony forming units per 100 millilitres (cfu/100mL)	600	NA
Special Frequency 1	03-Jul-24	No Discharge	colony forming units per 100 millilitres (cfu/100mL)	600	NA
Special Frequency 1	07-Aug-24	No Discharge	colony forming units per 100 millilitres (cfu/100mL)	600	NA
Special Frequency 1	04-Sep-24	No Discharge	colony forming units per 100 millilitres (cfu/100mL)	600	NA
Special Frequency 1	02-Oct-24	No Discharge	colony forming units per 100 millilitres (cfu/100mL)	600	NA
Special Frequency 1	06-Nov-24	No Discharge	colony forming units per 100 millilitres (cfu/100mL)	600	NA
Special Frequency 1	11-Dec-24	No Discharge	colony forming units per 100 millilitres (cfu/100mL)	600	NA
Special Frequency 1	15-Jan-25	No Discharge	colony forming units per 100 millilitres (cfu/100mL)	600	NA
Special Frequency 1	03-Feb-25	No Discharge	colony forming units per 100 millilitres (cfu/100mL)	600	NA
Special Frequency 1	05-Mar-25	No Discharge	colony forming units per 100 millilitres (cfu/100mL)	600	NA
Special Frequency 1			colony forming units per 100 millilitres (cfu/100mL)	600	
Special Frequency 1			colony forming units per 100 millilitres (cfu/100mL)	600	

AMMONIA NITROGEN

Frequency	Date Sample Obtained	Date Result Obtained	Unit of Measurement	100 Percentile Limit	Sample Result
Special Frequency 1	05-Jun-24	No Discharge	milligrams per litre (mg/L)	5	NA
Special Frequency 1	03-Jul-24	No Discharge	milligrams per litre (mg/L)	6	NA
Special Frequency 1	07-Aug-24	No Discharge	milligrams per litre (mg/L)	5	NA
Special Frequency 1	04-Sep-24	No Discharge	milligrams per litre (mg/L)	5	NA
Special Frequency 1	02-Oct-24	No Discharge	milligrams per litre (mg/L)	5	NA
Special Frequency 1	06-Nov-24	No Discharge	milligrams per litre (mg/L)	5	NA
Special Frequency 1	11-Dec-24	No Discharge	milligrams per litre (mg/L)	5	NA
Special Frequency 1	15-Jan-25	No Discharge	milligrams per litre (mg/L)	5	NA
Special Frequency 1	03-Feb-25	No Discharge	milligrams per litre (mg/L)	5	NA
Special Frequency 1	05-Mar-25	No Discharge	milligrams per litre (mg/L)	5	NA
Special Frequency 1			milligrams per litre (mg/L)	5	
Special Frequency 1			milligrams per litre (mg/L)	5	

TOTAL NITROGEN

Frequency	Date Sample Obtained	Date Result Obtained	Unit of Measurement	100 Percentile Limit	Sample Result
Special Frequency 1	05-Jun-24	No Discharge	milligrams per litre (mg/L)	15	NA
Special Frequency 1	03-Jul-24	No Discharge	milligrams per litre (mg/L)	15	NA
Special Frequency 1	07-Aug-24	No Discharge	milligrams per litre (mg/L)	15	NA
Special Frequency 1	04-Sep-24	No Discharge	milligrams per litre (mg/L)	15	NA
Special Frequency 1	02-Oct-24	No Discharge	milligrams per litre (mg/L)	15	NA
Special Frequency 1	06-Nov-24	No Discharge	milligrams per litre (mg/L)	15	NA
Special Frequency 1	11-Dec-24	No Discharge	milligrams per litre (mg/L)	15	NA
Special Frequency 1	15-Jan-25	No Discharge	milligrams per litre (mg/L)	15	NA
Special Frequency 1	03-Feb-25	No Discharge	milligrams per litre (mg/L)	15	NA
Special Frequency 1			milligrams per litre (mg/L)	15	
Special Frequency 1			milligrams per litre (mg/L)	15	

OIL AND GREASE

Frequency	Date Sample Obtained	Date Result Obtained	Unit of Measurement	100 Percentile Limit	Sample Result
Special Frequency 1	05-Jun-24	No Discharge	milligrams per litre (mg/L)	10	NA
Special Frequency 1	03-Jul-24	No Discharge	milligrams per litre (mg/L)	10	NA
Special Frequency 1	07-Aug-24	No Discharge	milligrams per litre (mg/L)	10	NA
Special Frequency 1	04-Sep-24	No Discharge	milligrams per litre (mg/L)	10	NA
Special Frequency 1	02-Oct-24	No Discharge	milligrams per litre (mg/L)	10	NA
Special Frequency 1	06-Nov-24	No Discharge	milligrams per litre (mg/L)	10	NA
Special Frequency 1	11-Dec-24	No Discharge	milligrams per litre (mg/L)	10	NA
Special Frequency 1	15-Jan-25	No Discharge	milligrams per litre (mg/L)	10	NA
Special Frequency 1	03-Feb-25	No Discharge	milligrams per litre (mg/L)	10	NA
Special Frequency 1	05-Mar-25	No Discharge	milligrams per litre (mg/L)	10	NA
Special Frequency 1			milligrams per litre (mg/L)	10	
Special Frequency 1			milligrams per litre (mg/L)	10	

Used
for
Emergency
Release
Only

pH

Frequency	Date Sample Obtained	Date Result Obtained	Unit of Measurement	100 Percentile Limit	Sample Result
Special Frequency 1	05-Jun-24	No Discharge	pH	6.5-8.5	NA
Special Frequency 1	03-Jul-24	No Discharge	pH	6.5-8.5	NA
Special Frequency 1	07-Aug-24	No Discharge	pH	6.5-8.5	NA
Special Frequency 1	04-Sep-24	No Discharge	pH	6.5-8.5	NA
Special Frequency 1	02-Oct-24	No Discharge	pH	6.5-8.5	NA
Special Frequency 1	06-Nov-24	No Discharge	pH	6.5-8.5	NA
Special Frequency 1	11-Dec-24	No Discharge	pH	6.5-8.5	NA
Special Frequency 1	15-Jan-25	No Discharge	pH	6.5-8.5	NA
Special Frequency 1	03-Feb-25	No Discharge	pH	6.5-8.5	NA
Special Frequency 1	05-Mar-25	No Discharge	pH	6.5-8.5	NA
Special Frequency 1			pH	6.5-8.5	
Special Frequency 1			pH	6.5-8.5	

TOTAL PHOSPHOROUS

Frequency	Date Sample Obtained	Date Result Obtained	Unit of Measurement	100 Percentile Limit	Sample Result
Special Frequency 1	05-Jun-24	No Discharge	milligrams per litre (mg/L)	1	NA
Special Frequency 1	03-Jul-24	No Discharge	milligrams per litre (mg/L)	1	NA
Special Frequency 1	07-Aug-24	No Discharge	milligrams per litre (mg/L)	1	NA
Special Frequency 1	04-Sep-24	No Discharge	milligrams per litre (mg/L)	1	NA
Special Frequency 1	02-Oct-24	No Discharge	milligrams per litre (mg/L)	1	NA
Special Frequency 1	06-Nov-24	No Discharge	milligrams per litre (mg/L)	1	NA
Special Frequency 1	11-Dec-24	No Discharge	milligrams per litre (mg/L)	1	NA
Special Frequency 1	15-Jan-25	No Discharge	milligrams per litre (mg/L)	1	NA
Special Frequency 1	03-Feb-25	No Discharge	milligrams per litre (mg/L)	1	NA
Special Frequency 1	05-Mar-25	No Discharge	milligrams per litre (mg/L)	1	NA
Special Frequency 1			milligrams per litre (mg/L)	1	
Special Frequency 1			milligrams per litre (mg/L)	1	

TOTAL SUSPENDED SOLIDS

Frequency	Date Sample Obtained	Date Result Obtained	Unit of Measurement	100 Percentile Limit	Sample Result
Special Frequency 1	05-Jun-24	No Discharge	milligrams per litre (mg/L)	20	NA
Special Frequency 1	03-Jul-24	No Discharge	milligrams per litre (mg/L)	20	NA
Special Frequency 1	07-Aug-24	No Discharge	milligrams per litre (mg/L)	20	NA
Special Frequency 1	04-Sep-24	No Discharge	milligrams per litre (mg/L)	20	NA
Special Frequency 1	02-Oct-24	No Discharge	milligrams per litre (mg/L)	20	NA
Special Frequency 1	06-Nov-24	No Discharge	milligrams per litre (mg/L)	20	NA
Special Frequency 1	11-Dec-24	No Discharge	milligrams per litre (mg/L)	20	NA
Special Frequency 1	15-Jan-25	No Discharge	milligrams per litre (mg/L)	20	NA
Special Frequency 1	03-Feb-25	No Discharge	milligrams per litre (mg/L)	20	NA
Special Frequency 1	05-Mar-25	No Discharge	milligrams per litre (mg/L)	20	NA
Special Frequency 1			milligrams per litre (mg/L)	20	
Special Frequency 1			milligrams per litre (mg/L)	20	

non-compliance notes: