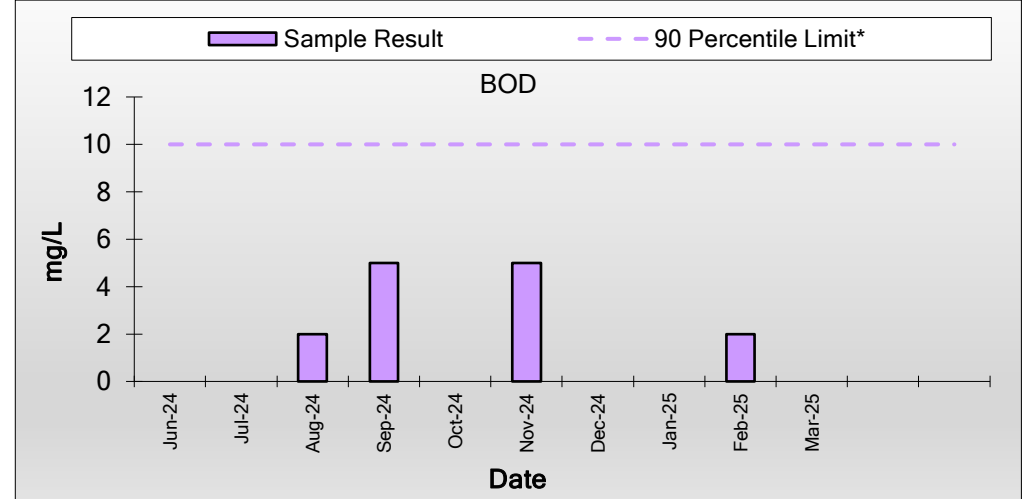


## Shoalhaven Heads Wastewater Treatment Plant - Monitoring Summary

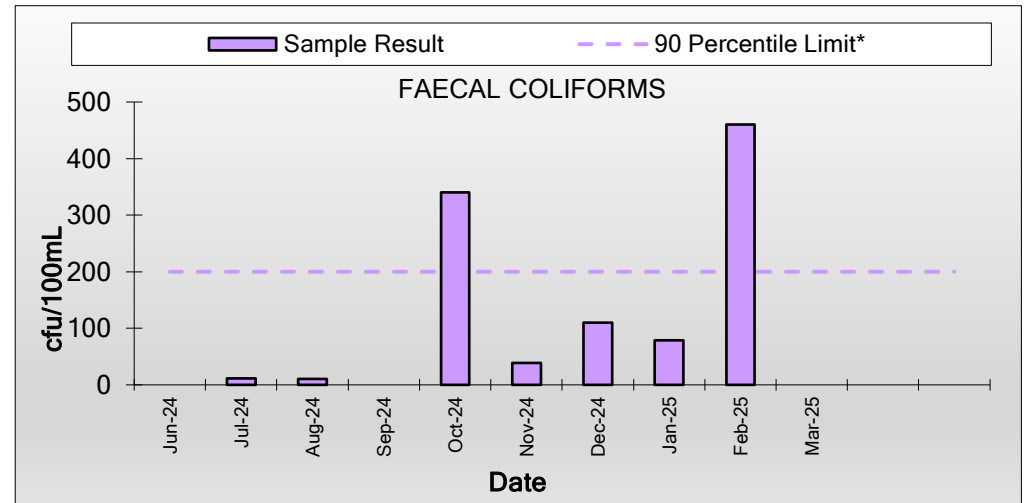
### BOD

Frequency	Date Sample Obtained	Date Result Obtained	Unit of Measurement	90 Percentile Limit*	Sample Result
Monthly	05-Jun-24	13-Jun-24	milligrams per litre (mg/L)	10	<2
Monthly	03-Jul-24	11-Jul-24	milligrams per litre (mg/L)	10	<2
Monthly	15-Aug-24	22-Aug-24	milligrams per litre (mg/L)	10	2
Monthly	04-Sep-24	11-Sep-24	milligrams per litre (mg/L)	10	5
Monthly	03-Oct-24	11-Oct-24	milligrams per litre (mg/L)	10	<2
Monthly	05-Nov-24	12-Nov-24	milligrams per litre (mg/L)	10	5
Monthly	03-Dec-24	11-Dec-24	milligrams per litre (mg/L)	10	<2
Monthly	30-Jan-25	05-Feb-25	milligrams per litre (mg/L)	10	<2
Monthly	05-Feb-25	12-Feb-25	milligrams per litre (mg/L)	10	2
Monthly	12-Mar-25	19-Mar-25	milligrams per litre (mg/L)	10	<2
Monthly			milligrams per litre (mg/L)	10	
Monthly			milligrams per litre (mg/L)	10	



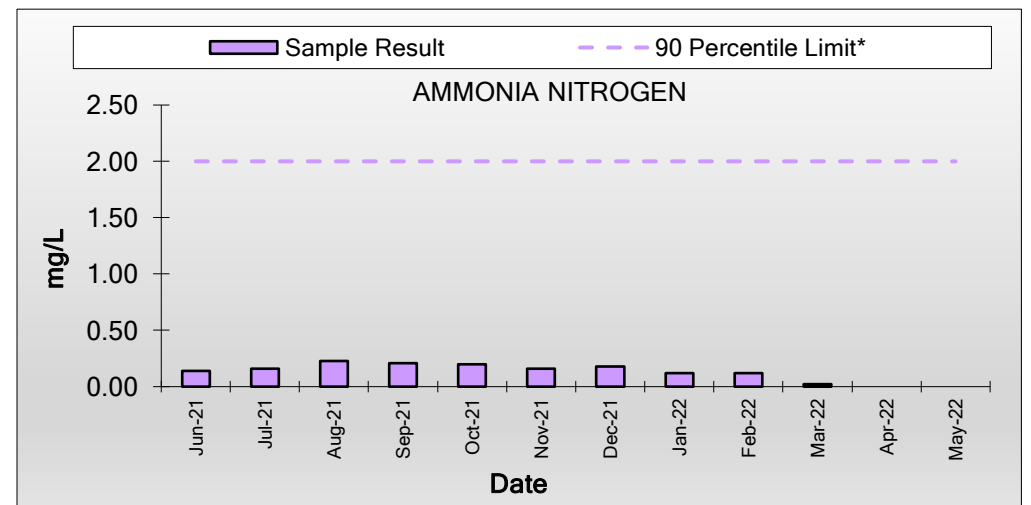
### FAECAL COLIFORMS

Frequency	Date Sample Obtained	Date Result Obtained	Unit of Measurement	90 Percentile Limit*	Sample Result
Monthly	05-Jun-24	13-Jun-24	colony forming units per 100 millilitres (cfu/100mL)	200	~7
Monthly	03-Jul-24	11-Jul-24	colony forming units per 100 millilitres (cfu/100mL)	200	11
Monthly	15-Aug-24	22-Aug-24	colony forming units per 100 millilitres (cfu/100mL)	200	10
Monthly	04-Sep-24	11-Sep-24	colony forming units per 100 millilitres (cfu/100mL)	200	~9
Monthly	03-Oct-24	11-Oct-24	colony forming units per 100 millilitres (cfu/100mL)	200	340
Monthly	05-Nov-24	12-Nov-24	colony forming units per 100 millilitres (cfu/100mL)	200	39
Monthly	03-Dec-24	11-Dec-24	colony forming units per 100 millilitres (cfu/100mL)	200	110
Monthly	30-Jan-25	05-Feb-25	colony forming units per 100 millilitres (cfu/100mL)	200	79
Monthly	19-Feb-25	26-Feb-25	colony forming units per 100 millilitres (cfu/100mL)	200	460
Monthly	12-Mar-25	19-Mar-25	colony forming units per 100 millilitres (cfu/100mL)	200	<1
Monthly			colony forming units per 100 millilitres (cfu/100mL)	200	
Monthly			colony forming units per 100 millilitres (cfu/100mL)	200	



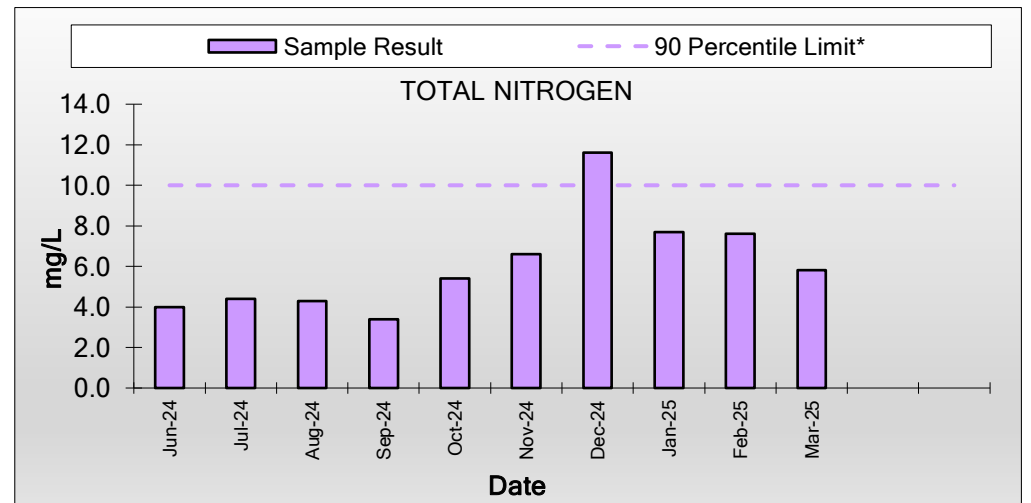
### AMMONIA NITROGEN

Frequency	Date Sample Obtained	Date Result Obtained	Unit of Measurement	90 Percentile Limit*	Sample Result
Monthly	05-Jun-24	13-Jun-24	milligrams per litre (mg/L)	2	0.14
Monthly	03-Jul-24	11-Jul-24	milligrams per litre (mg/L)	2	0.16
Monthly	15-Aug-24	22-Aug-24	milligrams per litre (mg/L)	2	0.23
Monthly	04-Sep-24	11-Sep-24	milligrams per litre (mg/L)	2	0.21
Monthly	03-Oct-24	11-Oct-24	milligrams per litre (mg/L)	2	0.20
Monthly	05-Nov-24	12-Nov-24	milligrams per litre (mg/L)	2	0.16
Monthly	03-Dec-24	11-Dec-24	milligrams per litre (mg/L)	2	0.18
Monthly	30-Jan-25	05-Feb-25	milligrams per litre (mg/L)	2	0.12
Monthly	05-Feb-25	12-Feb-25	milligrams per litre (mg/L)	2	0.12
Monthly	12-Mar-25	19-Mar-25	milligrams per litre (mg/L)	2	0.02
Monthly			milligrams per litre (mg/L)	2	
Monthly			milligrams per litre (mg/L)	2	



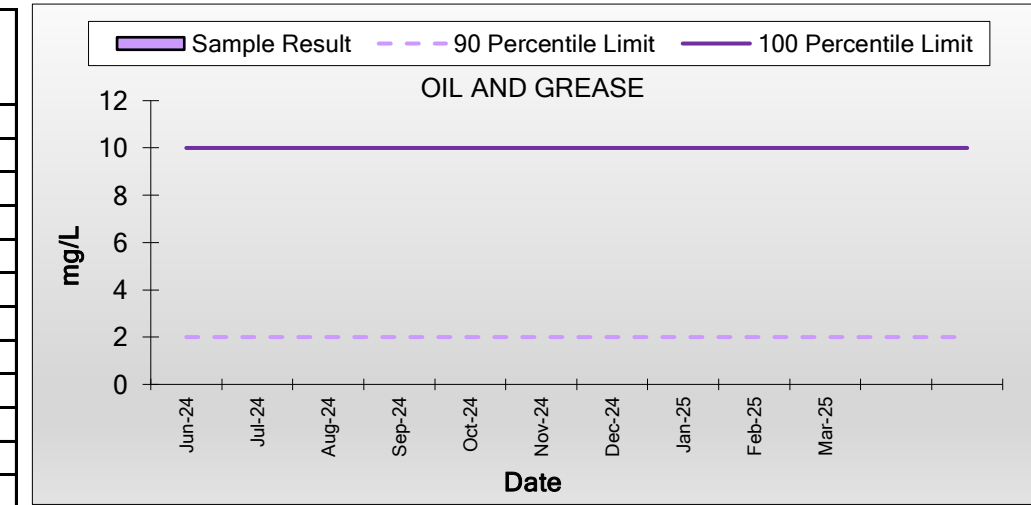
### TOTAL NITROGEN

Frequency	Date Sample Obtained	Date Result Obtained	Unit of Measurement	90 Percentile Limit*	Sample Result
Monthly	05-Jun-24	13-Jun-24	milligrams per litre (mg/L)	10	4.0
Monthly	03-Jul-24	11-Jul-24	milligrams per litre (mg/L)	10	4.4
Monthly	15-Aug-24	22-Aug-24	milligrams per litre (mg/L)	10	4.3
Monthly	04-Sep-24	11-Sep-24	milligrams per litre (mg/L)	10	3.4
Monthly	03-Oct-24	11-Oct-24	milligrams per litre (mg/L)	10	5.4
Monthly	05-Nov-24	12-Nov-24	milligrams per litre (mg/L)	10	6.6
Monthly	03-Dec-24	11-Dec-24	milligrams per litre (mg/L)	10	11.6
Monthly	30-Jan-25	05-Feb-25	milligrams per litre (mg/L)	10	7.7
Monthly	05-Feb-25	12-Feb-25	milligrams per litre (mg/L)	10	7.6
Monthly	12-Mar-25	19-Mar-25	milligrams per litre (mg/L)	10	5.8
Monthly			milligrams per litre (mg/L)	10	
Monthly			milligrams per litre (mg/L)	10	



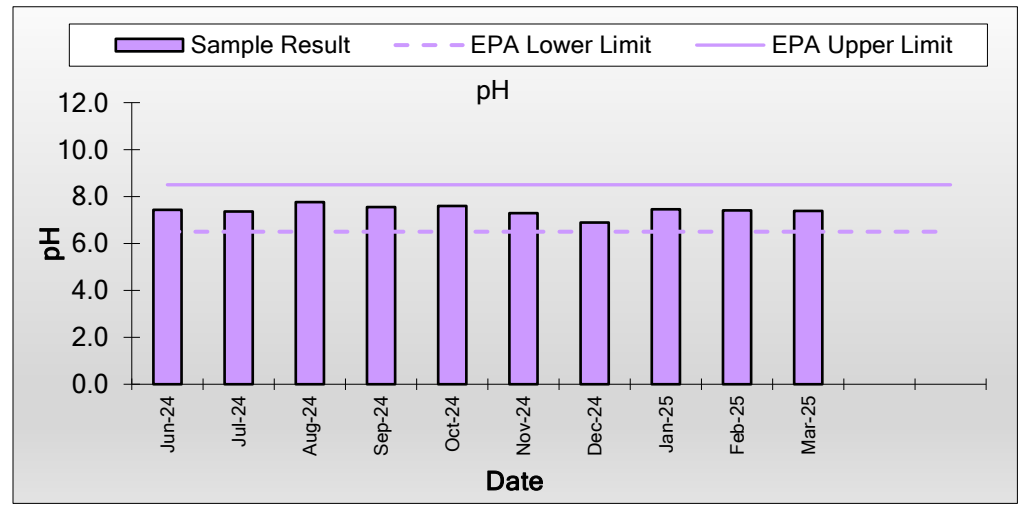
### OIL AND GREASE

Frequency	Date Sample Obtained	Date Result Obtained	Unit of Measurement	90 Percentile Limit	100 Percentile Limit	Sample Result
Monthly	05-Jun-24	13-Jun-24	milligrams per litre (mg/L)	2	10	<1
Monthly	03-Jul-24	11-Jul-24	milligrams per litre (mg/L)	2	10	<1
Monthly	15-Aug-24	22-Aug-24	milligrams per litre (mg/L)	2	10	<1
Monthly	04-Sep-24	11-Sep-24	milligrams per litre (mg/L)	2	10	<1
Monthly	03-Oct-24	11-Oct-24	milligrams per litre (mg/L)	2	10	<1
Monthly	05-Nov-24	12-Nov-24	milligrams per litre (mg/L)	2	10	<1
Monthly	03-Dec-24	11-Dec-24	milligrams per litre (mg/L)	2	10	<1
Monthly	30-Jan-25	05-Feb-25	milligrams per litre (mg/L)	2	10	<1
Monthly	05-Feb-25	12-Feb-25	milligrams per litre (mg/L)	2	10	<1
Monthly	12-Mar-25	19-Mar-25	milligrams per litre (mg/L)	2	10	<1
Monthly			milligrams per litre (mg/L)	2	10	
Monthly			milligrams per litre (mg/L)	2	10	



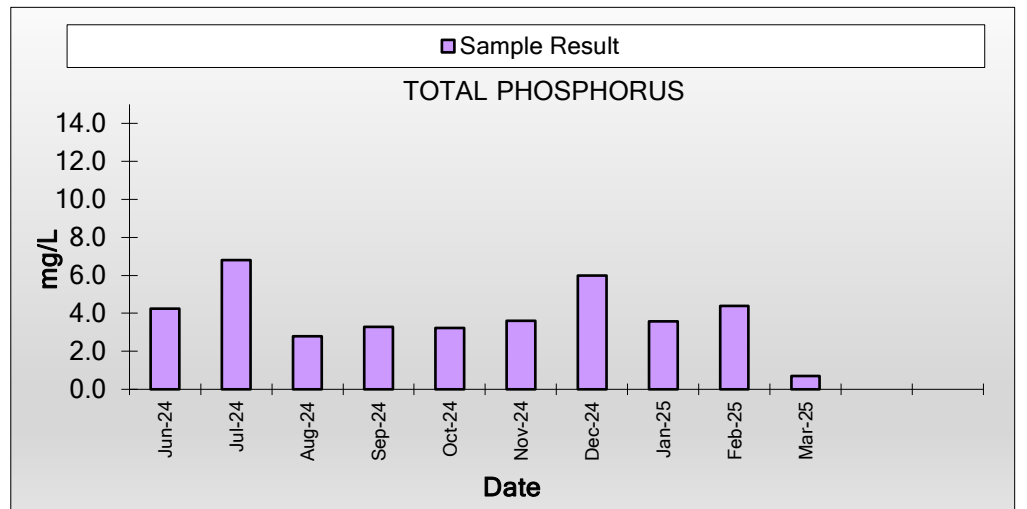
**pH**

Frequency	Date Sample Obtained	Date Result Obtained	Unit of Measurement	100 Percentile Limit	Sample Result
Monthly	05-Jun-24	13-Jun-24	pH	6.5-8.5	7.4
Monthly	03-Jul-24	11-Jul-24	pH	6.5-8.5	7.4
Monthly	15-Aug-24	22-Aug-24	pH	6.5-8.5	7.8
Monthly	04-Sep-24	11-Sep-24	pH	6.5-8.5	7.6
Monthly	03-Oct-24	11-Oct-24	pH	6.5-8.5	7.6
Monthly	05-Nov-24	12-Nov-24	pH	6.5-8.5	7.3
Monthly	03-Dec-24	11-Dec-24	pH	6.5-8.5	6.9
Monthly	30-Jan-25	05-Feb-25	pH	6.5-8.5	7.5
Monthly	05-Feb-25	12-Feb-25	pH	6.5-8.5	7.4
Monthly	12-Mar-25	19-Mar-25	pH	6.5-8.5	7.4
Monthly			pH	6.5-8.5	
Monthly			pH	6.5-8.5	



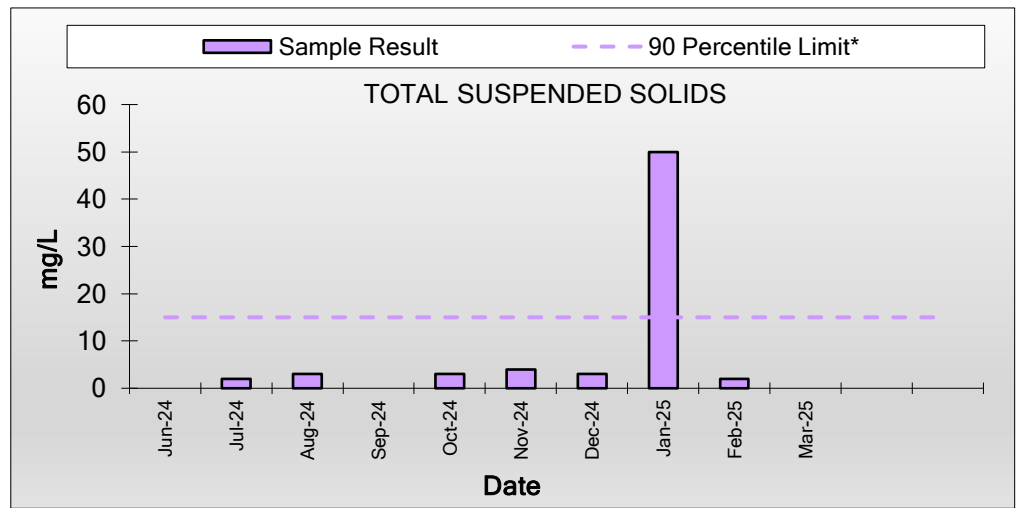
**TOTAL PHOSPHORUS**

Frequency	Date Sample Obtained	Date Result Obtained	Unit of Measurement	EPA Limit	Sample Result
Monthly	05-Jun-24	13-Jun-24	milligrams per litre (mg/L)	MONITORING CONDITION	4.3
Monthly	03-Jul-24	11-Jul-24	milligrams per litre (mg/L)		6.8
Monthly	15-Aug-24	22-Aug-24	milligrams per litre (mg/L)		2.8
Monthly	04-Sep-24	11-Sep-24	milligrams per litre (mg/L)		3.3
Monthly	03-Oct-24	11-Oct-24	milligrams per litre (mg/L)		3.2
Monthly	05-Nov-24	12-Nov-24	milligrams per litre (mg/L)		3.6
Monthly	03-Dec-24	11-Dec-24	milligrams per litre (mg/L)		6.0
Monthly	30-Jan-25	05-Feb-25	milligrams per litre (mg/L)		3.6
Monthly	05-Feb-25	12-Feb-25	milligrams per litre (mg/L)		4.4
Monthly	12-Mar-25	19-Mar-25	milligrams per litre (mg/L)		0.7
Monthly			milligrams per litre (mg/L)		
Monthly			milligrams per litre (mg/L)		



**TOTAL SUSPENDED SOLIDS**

Frequency	Date Sample Obtained	Date Result Obtained	Unit of Measurement	90 Percentile Limit*	Sample Result
Monthly	05-Jun-24	13-Jun-24	milligrams per litre (mg/L)	15	<1
Monthly	03-Jul-24	11-Jul-24	milligrams per litre (mg/L)	15	2
Monthly	15-Aug-24	22-Aug-24	milligrams per litre (mg/L)	15	3
Monthly	04-Sep-24	11-Sep-24	milligrams per litre (mg/L)	15	<1
Monthly	03-Oct-24	11-Oct-24	milligrams per litre (mg/L)	15	3
Monthly	05-Nov-24	12-Nov-24	milligrams per litre (mg/L)	15	4
Monthly	03-Dec-24	11-Dec-24	milligrams per litre (mg/L)	15	3
Monthly	30-Jan-25	05-Feb-25	milligrams per litre (mg/L)	15	50
Monthly	05-Feb-25	12-Feb-25	milligrams per litre (mg/L)	15	2
Monthly	12-Mar-25	19-Mar-25	milligrams per litre (mg/L)	15	<1
Monthly			milligrams per litre (mg/L)	15	
Monthly			milligrams per litre (mg/L)	15	



\* Note: 90th percentile limit compliance calculated on an annual basis

non-compliance notes: