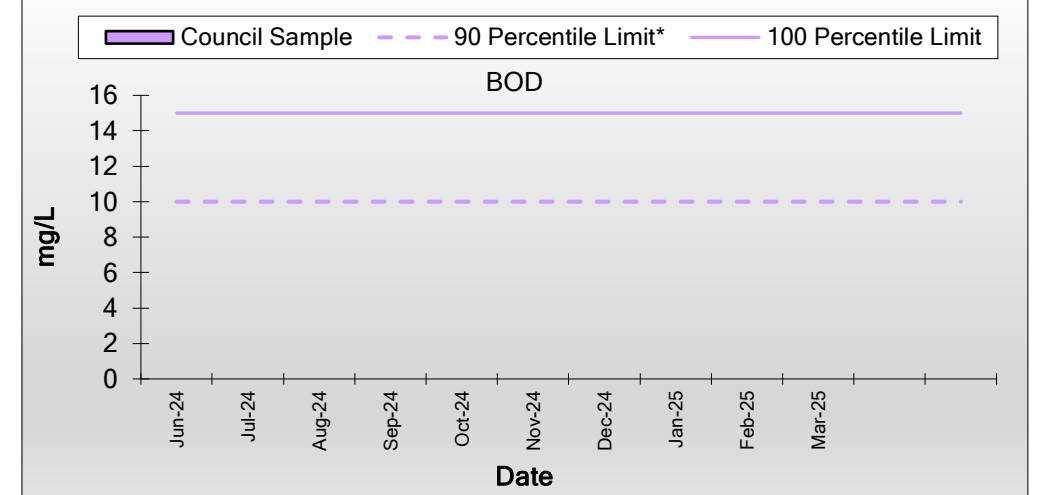


Sussex Inlet Wastewater Treatment Plant - Monitoring Summary

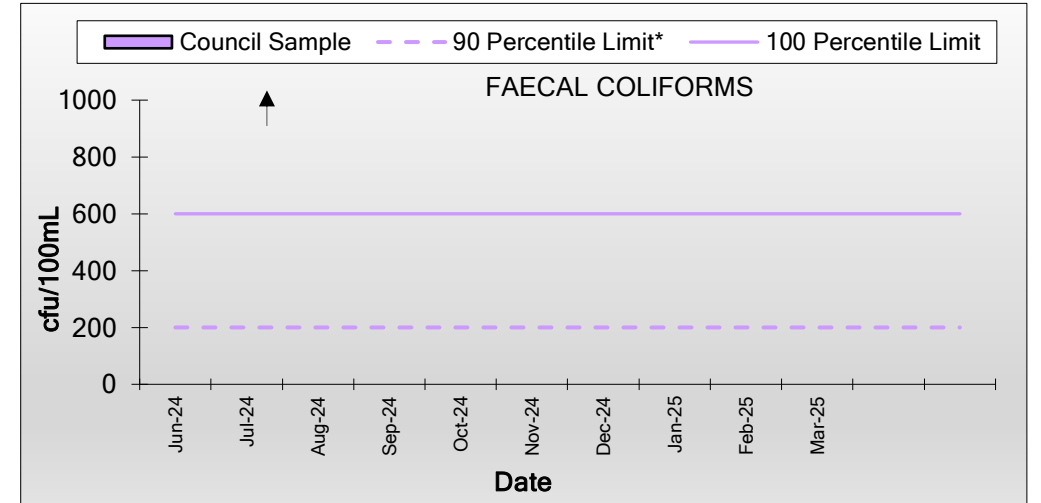
BOD

Frequency	Date Sample Obtained	Date Result Obtained	Unit of Measurement	90 Percentile Limit*	100 Percentile Limit	Council Sample
Monthly	04-Jun-24	12-Jun-24	milligrams per litre (mg/L)	10	15	<2
Monthly	03-Jul-24	11-Jul-24	milligrams per litre (mg/L)	10	15	<2
Monthly	07-Aug-24	15-Aug-24	milligrams per litre (mg/L)	10	15	<2
Monthly	04-Sep-24	11-Sep-24	milligrams per litre (mg/L)	10	15	<2
Monthly	16-Oct-24	24-Oct-24	milligrams per litre (mg/L)	10	15	<2
Monthly	06-Nov-24	14-Nov-24	milligrams per litre (mg/L)	10	15	<2
Monthly	04-Dec-24	11-Dec-24	milligrams per litre (mg/L)	10	15	<2
Monthly	15-Jan-25	23-Jan-25	milligrams per litre (mg/L)	10	15	<2
Monthly	05-Feb-25	12-Feb-25	milligrams per litre (mg/L)	10	15	<2
Monthly	05-Mar-25	14-Mar-25	milligrams per litre (mg/L)	10	15	<2
Monthly			milligrams per litre (mg/L)	10	15	
Monthly			milligrams per litre (mg/L)	10	15	



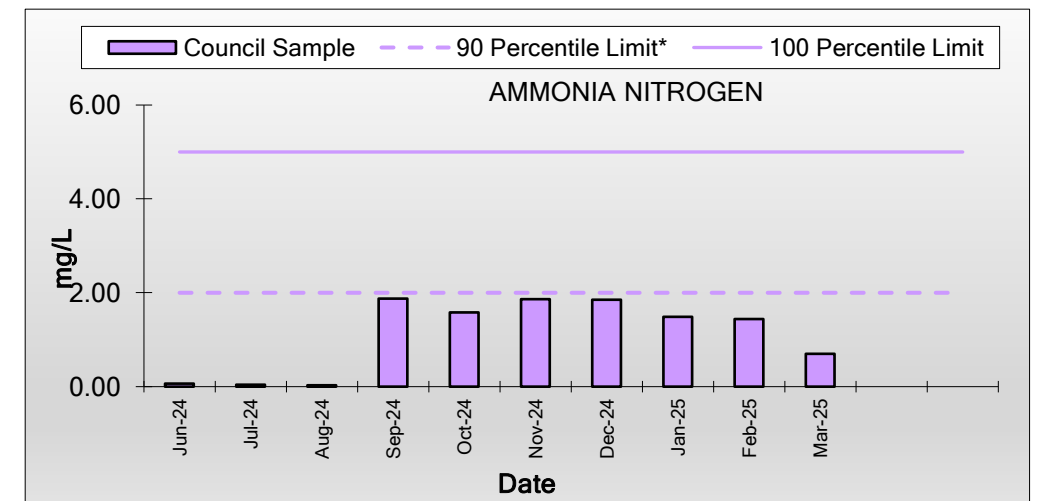
FAECAL COLIFORMS

Frequency	Date Sample Obtained	Date Result Obtained	Unit of Measurement	90 Percentile Limit*	100 Percentile Limit	Council Sample
Monthly	04-Jun-24	12-Jun-24	colony forming units per 100 millilitres (cfu/100mL)	200	600	<1
Monthly	03-Jul-24	11-Jul-24	colony forming units per 100 millilitres (cfu/100mL)	200	600	~3
Monthly	07-Aug-24	15-Aug-24	colony forming units per 100 millilitres (cfu/100mL)	200	600	<1
Monthly	04-Sep-24	11-Sep-24	colony forming units per 100 millilitres (cfu/100mL)	200	600	<1
Monthly	16-Oct-24	24-Oct-24	colony forming units per 100 millilitres (cfu/100mL)	200	600	<1
Monthly	06-Nov-24	14-Nov-24	colony forming units per 100 millilitres (cfu/100mL)	200	600	<1
Monthly	04-Dec-24	11-Dec-24	colony forming units per 100 millilitres (cfu/100mL)	200	600	<1
Monthly	15-Jan-25	23-Jan-25	colony forming units per 100 millilitres (cfu/100mL)	200	600	<1
Monthly	05-Feb-25	12-Feb-25	colony forming units per 100 millilitres (cfu/100mL)	200	600	<1
Monthly	05-Mar-25	14-Mar-25	colony forming units per 100 millilitres (cfu/100mL)	200	600	<1
Monthly			colony forming units per 100 millilitres (cfu/100mL)	200	600	
Monthly			colony forming units per 100 millilitres (cfu/100mL)	200	600	



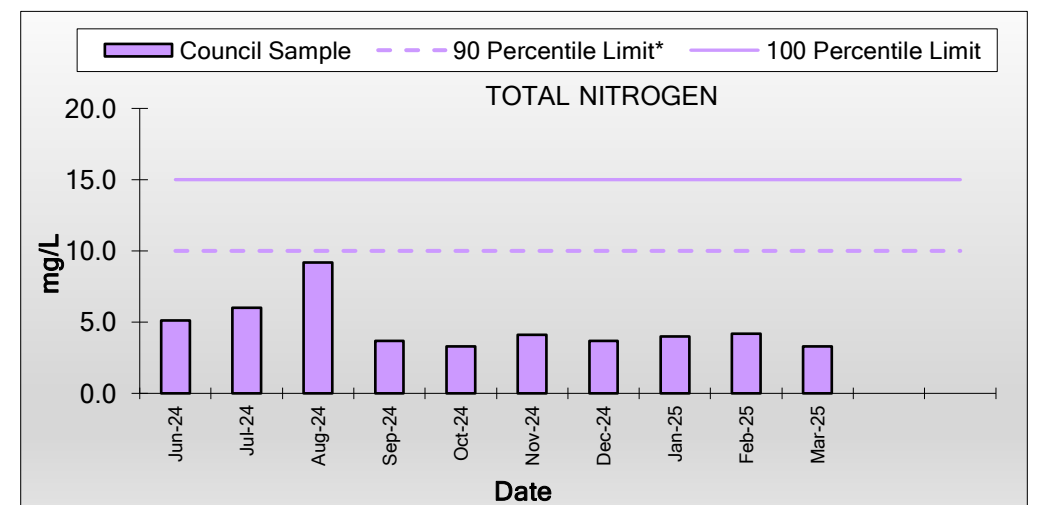
AMMONIA NITROGEN

Frequency	Date Sample Obtained	Date Result Obtained	Unit of Measurement	90 Percentile Limit*	100 Percentile Limit	Council Sample
Monthly	04-Jun-24	12-Jun-24	milligrams per litre (mg/L)	2	5	0.07
Monthly	03-Jul-24	11-Jul-24	milligrams per litre (mg/L)	2	5	0.04
Monthly	07-Aug-24	15-Aug-24	milligrams per litre (mg/L)	2	5	0.03
Monthly	04-Sep-24	11-Sep-24	milligrams per litre (mg/L)	2	5	1.88
Monthly	16-Oct-24	24-Oct-24	milligrams per litre (mg/L)	2	5	1.58
Monthly	06-Nov-24	14-Nov-24	milligrams per litre (mg/L)	2	5	1.86
Monthly	04-Dec-24	11-Dec-24	milligrams per litre (mg/L)	2	5	1.85
Monthly	15-Jan-25	23-Jan-25	milligrams per litre (mg/L)	2	5	1.49
Monthly	05-Feb-25	12-Feb-25	milligrams per litre (mg/L)	2	5	1.44
Monthly	05-Mar-25	14-Mar-25	milligrams per litre (mg/L)	2	5	0.70
Monthly			milligrams per litre (mg/L)	2	5	
Monthly			milligrams per litre (mg/L)	2	5	



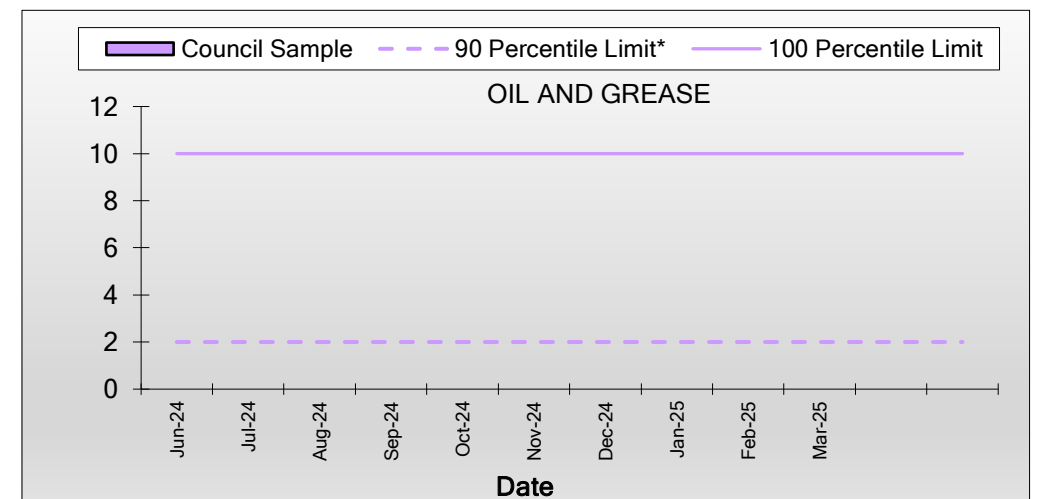
TOTAL NITROGEN

Frequency	Date Sample Obtained	Date Result Obtained	Unit of Measurement	90 Percentile Limit*	100 Percentile Limit	Council Sample
Monthly	04-Jun-24	12-Jun-24	milligrams per litre (mg/L)	10	15	5.1
Monthly	03-Jul-24	11-Jul-24	milligrams per litre (mg/L)	10	15	6.0
Monthly	07-Aug-24	15-Aug-24	milligrams per litre (mg/L)	10	15	9.2
Monthly	04-Sep-24	11-Sep-24	milligrams per litre (mg/L)	10	15	3.7
Monthly	16-Oct-24	24-Oct-24	milligrams per litre (mg/L)	10	15	3.3
Monthly	06-Nov-24	14-Nov-24	milligrams per litre (mg/L)	10	15	4.1
Monthly	04-Dec-24	11-Dec-24	milligrams per litre (mg/L)	10	15	3.7
Monthly	15-Jan-25	23-Jan-25	milligrams per litre (mg/L)	10	15	4.0
Monthly	05-Feb-25	12-Feb-25	milligrams per litre (mg/L)	10	15	4.2
Monthly	05-Mar-25	14-Mar-25	milligrams per litre (mg/L)	10	15	3.3
Monthly			milligrams per litre (mg/L)	10	15	
Monthly			milligrams per litre (mg/L)	10	15	



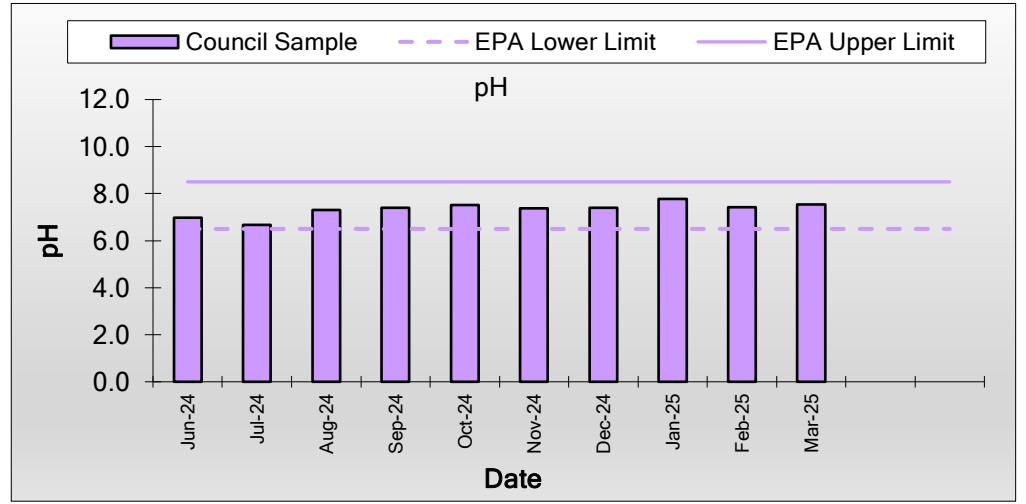
OIL AND GREASE

Frequency	Date Sample Obtained	Date Result Obtained	Unit of Measurement	90 Percentile Limit*	100 Percentile Limit	Council Sample
Monthly	04-Jun-24	12-Jun-24	milligrams per litre (mg/L)	2	10	<1
Monthly	03-Jul-24	11-Jul-24	milligrams per litre (mg/L)	2	10	<1
Monthly	07-Aug-24	15-Aug-24	milligrams per litre (mg/L)	2	10	<1
Monthly	04-Sep-24	11-Sep-24	milligrams per litre (mg/L)	2	10	<1
Monthly	16-Oct-24	24-Oct-24	milligrams per litre (mg/L)	2	10	<1
Monthly	06-Nov-24	14-Nov-24	milligrams per litre (mg/L)	2	10	<1
Monthly	04-Dec-24	11-Dec-24	milligrams per litre (mg/L)	2	10	<1
Monthly	15-Jan-25	23-Jan-25	milligrams per litre (mg/L)	2	10	<1
Monthly	05-Feb-25	12-Feb-25	milligrams per litre (mg/L)	2	10	<2
Monthly	05-Mar-25	14-Mar-25	milligrams per litre (mg/L)	2	10	<1
Monthly			milligrams per litre (mg/L)	2	10	
Monthly			milligrams per litre (mg/L)	2	10	



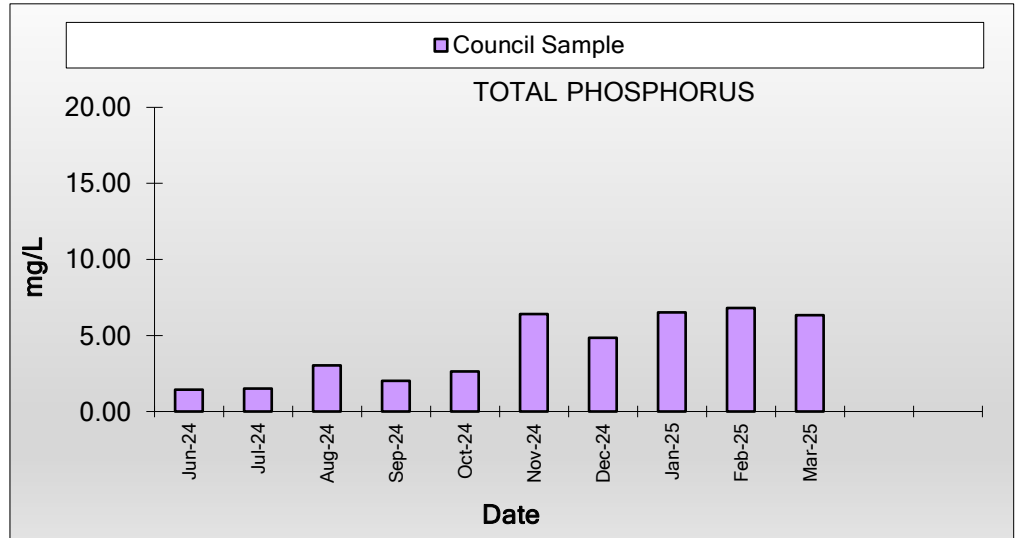
pH

Frequency	Date Sample Obtained	Date Result Obtained	Unit of Measurement	100 Percentile Limit	Council Sample
Monthly	04-Jun-24	12-Jun-24	pH	6.5-8.5	7.0
Monthly	03-Jul-24	11-Jul-24	pH	6.5-8.5	6.7
Monthly	07-Aug-24	15-Aug-24	pH	6.5-8.5	7.3
Monthly	04-Sep-24	11-Sep-24	pH	6.5-8.5	7.4
Monthly	16-Oct-24	24-Oct-24	pH	6.5-8.5	7.5
Monthly	06-Nov-24	14-Nov-24	pH	6.5-8.5	7.4
Monthly	04-Dec-24	11-Dec-24	pH	6.5-8.5	7.4
Monthly	15-Jan-25	23-Jan-25	pH	6.5-8.5	7.8
Monthly	05-Feb-25	12-Feb-25	pH	6.5-8.5	7.4
Monthly	05-Mar-25	14-Mar-25	pH	6.5-8.5	7.6
Monthly			pH	6.5-8.5	
Monthly			pH	6.5-8.5	



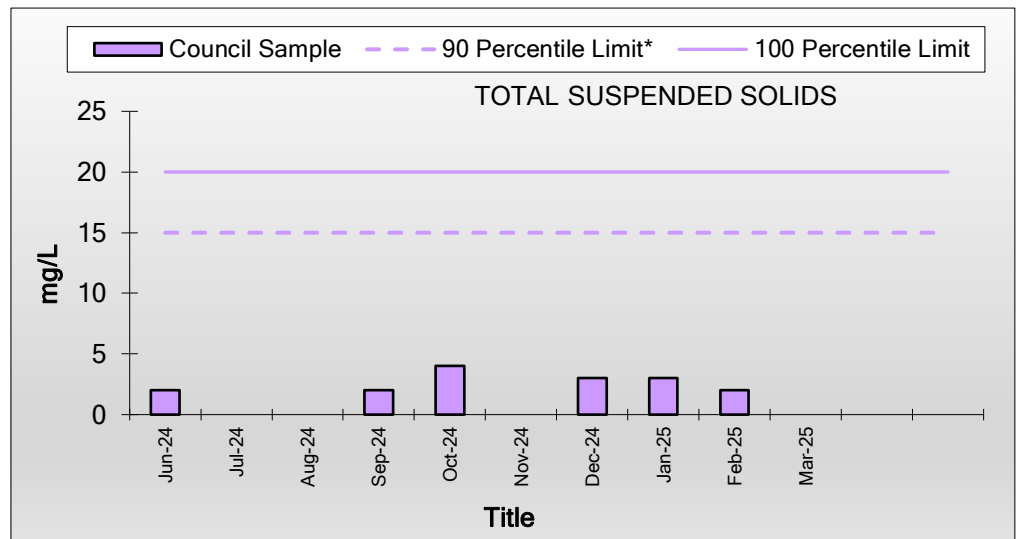
TOTAL PHOSPHORUS

Frequency	Date Sample Obtained	Date Result Obtained	Unit of Measurement	EPA Limit	Council Sample	
Monthly	04-Jun-24	12-Jun-24	milligrams per litre (mg/L)	MONITORING	1.45	
Monthly	03-Jul-24	11-Jul-24	milligrams per litre (mg/L)		1.49	
Monthly	07-Aug-24	15-Aug-24	milligrams per litre (mg/L)		3.03	
Monthly	04-Sep-24	11-Sep-24	milligrams per litre (mg/L)		2.00	
Monthly	16-Oct-24	24-Oct-24	milligrams per litre (mg/L)		2.62	
Monthly	06-Nov-24	14-Nov-24	milligrams per litre (mg/L)		6.40	
Monthly	04-Dec-24	11-Dec-24	milligrams per litre (mg/L)		CONDITION	4.85
Monthly	15-Jan-25	23-Jan-25	milligrams per litre (mg/L)			6.51
Monthly	05-Feb-25	12-Feb-25	milligrams per litre (mg/L)			6.80
Monthly	05-Mar-25	14-Mar-25	milligrams per litre (mg/L)			6.35
Monthly			milligrams per litre (mg/L)			
Monthly			milligrams per litre (mg/L)			



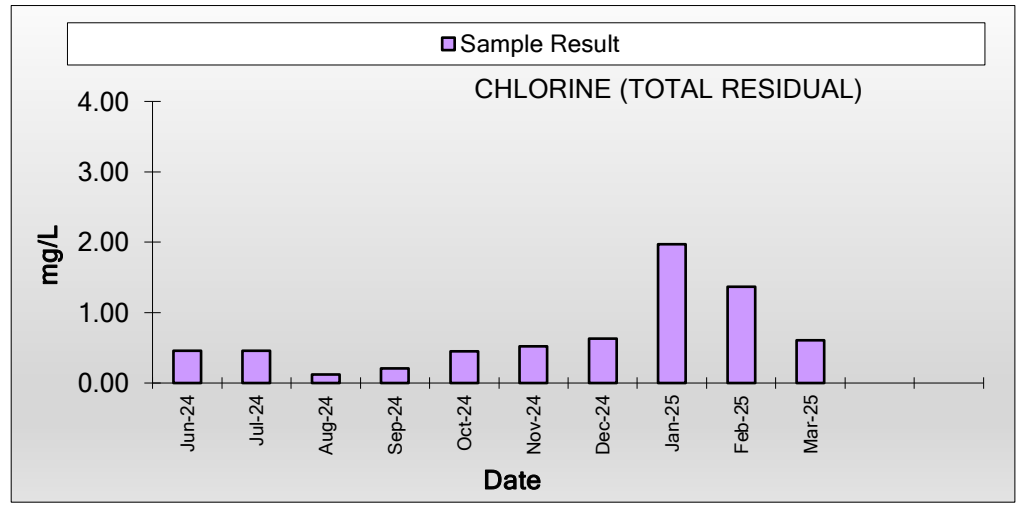
TOTAL SUSPENDED SOLIDS

Frequency	Date Sample Obtained	Date Result Obtained	Unit of Measurement	90 Percentile Limit*	100 Percentile Limit	Council Sample
Monthly	04-Jun-24	12-Jun-24	milligrams per litre (mg/L)	15	20	2
Monthly	03-Jul-24	11-Jul-24	milligrams per litre (mg/L)	15	20	<1
Monthly	07-Aug-24	15-Aug-24	milligrams per litre (mg/L)	15	20	<1
Monthly	04-Sep-24	11-Sep-24	milligrams per litre (mg/L)	15	20	2
Monthly	16-Oct-24	24-Oct-24	milligrams per litre (mg/L)	15	20	4
Monthly	06-Nov-24	14-Nov-24	milligrams per litre (mg/L)	15	20	<1
Monthly	04-Dec-24	11-Dec-24	milligrams per litre (mg/L)	15	20	3
Monthly	15-Jan-25	23-Jan-25	milligrams per litre (mg/L)	15	20	3
Monthly	05-Feb-25	12-Feb-25	milligrams per litre (mg/L)	15	20	2
Monthly	05-Mar-25	14-Mar-25	milligrams per litre (mg/L)	15	20	<1
Monthly			milligrams per litre (mg/L)	15	20	
Monthly			milligrams per litre (mg/L)	15	20	



CHLORINE (Total Residual)

Frequency	Date Sample Obtained	Unit of Measurement	100 Percentile Limit	Sample Result	
Monthly	04-Jun-24	milligrams per litre (mg/L)	Monitoring	0.46	
Monthly	03-Jul-24	milligrams per litre (mg/L)		0.46	
Monthly	07-Aug-24	milligrams per litre (mg/L)		0.12	
Monthly	04-Sep-24	milligrams per litre (mg/L)		0.21	
Monthly	16-Oct-24	milligrams per litre (mg/L)		0.45	
Monthly	06-Nov-24	milligrams per litre (mg/L)		Condition	0.52
Monthly	04-Dec-24	milligrams per litre (mg/L)			0.63
Monthly	15-Jan-25	milligrams per litre (mg/L)			1.97
Monthly	05-Feb-25	milligrams per litre (mg/L)			1.37
Monthly	05-Mar-25	milligrams per litre (mg/L)			0.61
Monthly		milligrams per litre (mg/L)			
Monthly		milligrams per litre (mg/L)			



* Note: 90th percentile limit compliance calculated on an annual basis

non-compliance notes: