Licensee: Shoalhaven City Council, Shoalhaven Water, PO Box 42 Nowra 2541

Environmental Protection License No. 446

EPA ID No. 5

Ulladulla Wastewater Treatment Plant - Monitoring Summary

BOD

Frequency	Date Sample Obtained	Date Result Obtained	Unit of Measurement	90 Percentile Limit*	100 Percentile Limit	Sample Result
Monthly	04-Jun-25	11-Jun-25	milligrams per litre (mg/L)	15	50	4
Monthly	09-Jul-25	16-Jul-25	milligrams per litre (mg/L)	15	50	<2
Monthly	06-Aug-25	13-Aug-25	milligrams per litre (mg/L)	15	50	<2
Monthly	03-Sep-25	10-Sep-25	milligrams per litre (mg/L)	15	50	2
Monthly	01-Oct-25	08-Oct-25	milligrams per litre (mg/L)	15	50	2
Monthly			milligrams per litre (mg/L)	15	50	
Monthly			milligrams per litre (mg/L)	15	50	
Monthly			milligrams per litre (mg/L)	15	50	
Monthly			milligrams per litre (mg/L)	15	50	
Monthly			milligrams per litre (mg/L)	15	50	
Monthly			milligrams per litre (mg/L)	15	50	
Monthly			milligrams per litre (mg/L)	15	50	

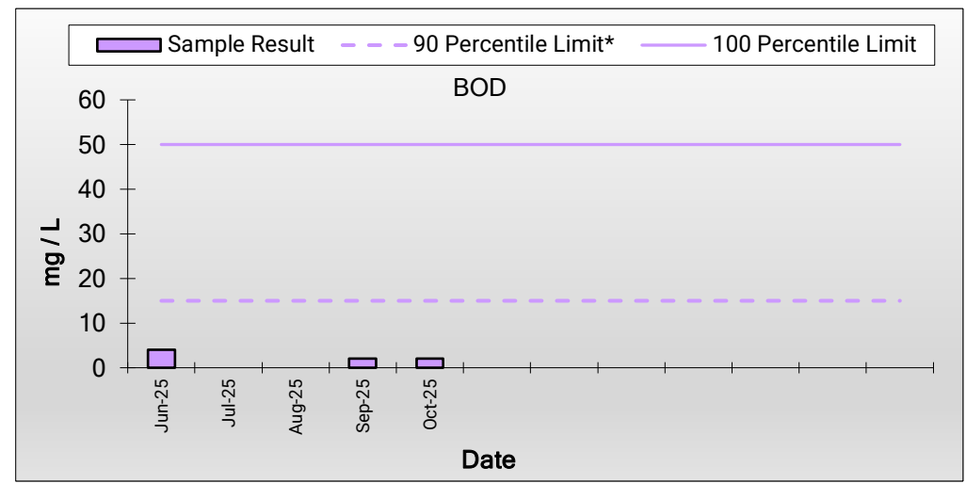

FAECAL COLIFORMS

Frequency	Date Sample Obtained	Date Result Obtained	Unit of Measurement	90 Percentile Limit*	Sample Result
Special Frequency 1	04-Jun-25	11-Jun-25	colony forming units per 100 millilitres (cfu/100mL)	200	6500
Special Frequency 1	09-Jul-25	16-Jul-25	colony forming units per 100 millilitres (cfu/100mL)	200	7
Special Frequency 1	06-Aug-25	13-Aug-25	colony forming units per 100 millilitres (cfu/100mL)	200	22
Special Frequency 1	03-Sep-25	10-Sep-25	colony forming units per 100 millilitres (cfu/100mL)	200	360
Special Frequency 1	01-Oct-25	08-Oct-25	colony forming units per 100 millilitres (cfu/100mL)	200	64
Special Frequency 1			colony forming units per 100 millilitres (cfu/100mL)	200	
Special Frequency 1			colony forming units per 100 millilitres (cfu/100mL)	200	
Special Frequency 1			colony forming units per 100 millilitres (cfu/100mL)	200	
Special Frequency 1			colony forming units per 100 millilitres (cfu/100mL)	200	
Special Frequency 1			colony forming units per 100 millilitres (cfu/100mL)	200	
Special Frequency 1			colony forming units per 100 millilitres (cfu/100mL)	200	
Special Frequency 1			colony forming units per 100 millilitres (cfu/100mL)	200	

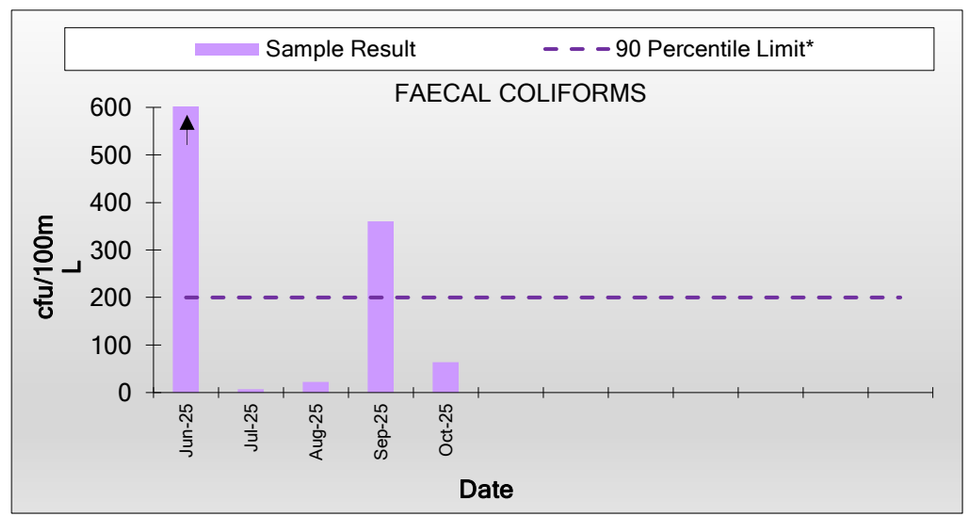

OIL AND GREASE

Frequency	Date Sample Obtained	Date Result Obtained	Unit of Measurement	90 Percentile Limit*	100 Percentile Limit	Sample Result
Monthly	04-Jun-25	11-Jun-25	milligrams per litre (mg/L)	2	10	<1
Monthly	09-Jul-25	16-Jul-25	milligrams per litre (mg/L)	2	10	<1
Monthly	06-Aug-25	13-Aug-25	milligrams per litre (mg/L)	2	10	<1
Monthly	03-Sep-25	10-Sep-25	milligrams per litre (mg/L)	2	10	<1
Monthly	01-Oct-25	08-Oct-25	milligrams per litre (mg/L)	2	10	<1
Monthly			milligrams per litre (mg/L)	2	10	
Monthly			milligrams per litre (mg/L)	2	10	
Monthly			milligrams per litre (mg/L)	2	10	
Monthly			milligrams per litre (mg/L)	2	10	
Monthly			milligrams per litre (mg/L)	2	10	
Monthly			milligrams per litre (mg/L)	2	10	
Monthly			milligrams per litre (mg/L)	2	10	

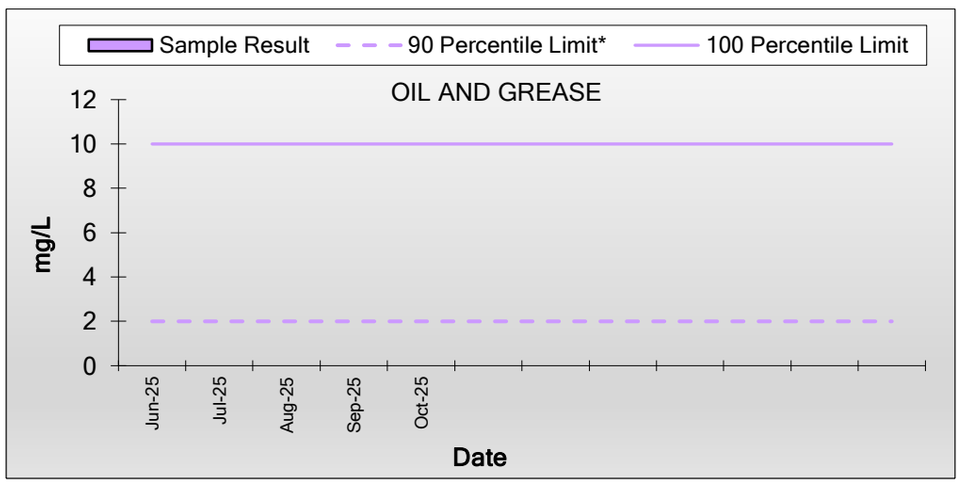

TOTAL SUSPENDED SOLIDS

Frequency	Date Sample Obtained	Date Result Obtained	Unit of Measurement	90 Percentile Limit*	100 Percentile Limit	Sample Result
Monthly	04-Jun-25	11-Jun-25	milligrams per litre (mg/L)	20	50	3
Monthly	09-Jul-25	16-Jul-25	milligrams per litre (mg/L)	20	50	7
Monthly	06-Aug-25	13-Aug-25	milligrams per litre (mg/L)	20	50	1
Monthly	03-Sep-25	10-Sep-25	milligrams per litre (mg/L)	20	50	1
Monthly	01-Oct-25	08-Oct-25	milligrams per litre (mg/L)	20	50	3
Monthly			milligrams per litre (mg/L)	20	50	
Monthly			milligrams per litre (mg/L)	20	50	
Monthly			milligrams per litre (mg/L)	20	50	
Monthly			milligrams per litre (mg/L)	20	50	
Monthly			milligrams per litre (mg/L)	20	50	
Monthly			milligrams per litre (mg/L)	20	50	
Monthly			milligrams per litre (mg/L)	20	50	

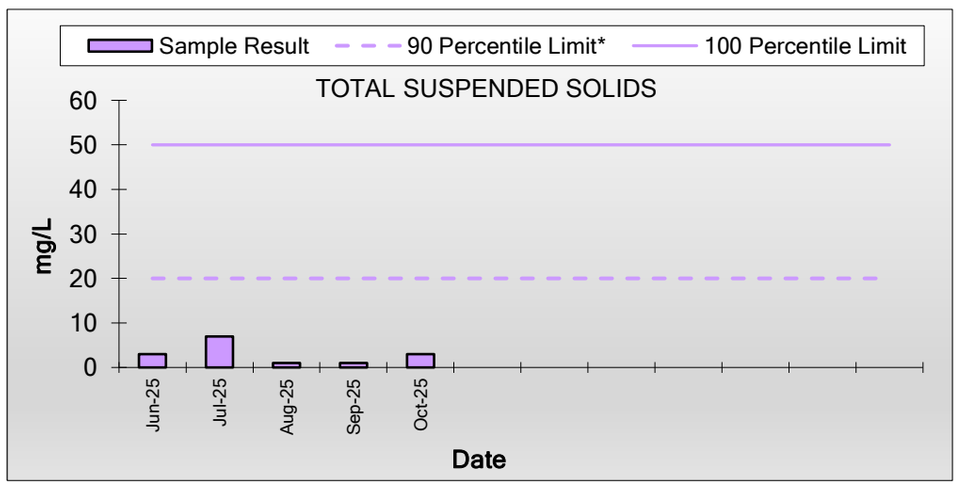

** Note: 90th percentile limit compliance calculated on an annual basis*

non-compliance notes: