

### Kangaroo Valley Wastewater Treatment Plant - Monitoring Summary

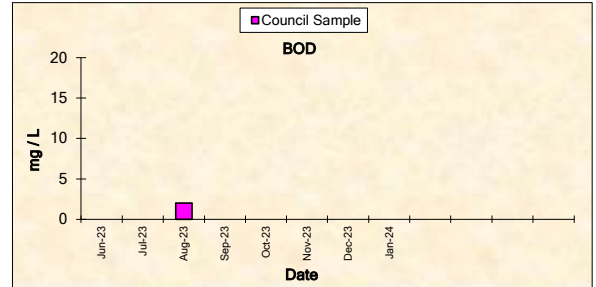
Licensee: Shoalhaven City Council, Shoalhaven Water, PO Box 42 Nowra 2541  
(Final Effluent Quality Monitoring)

Environment Protection License No. 20244

EPA ID No. 3

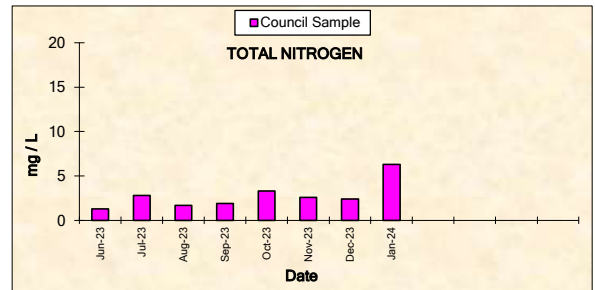
#### BOD

Frequency	Date Sample Obtained	Date Result Obtained	Unit of Measurement	EPA Limit	Council Sample	
Monthly	07-Jun-23	15-Jun-23	milligrams per litre (mg/L)	MONITORING	<2	
Monthly	05-Jul-23	12-Jul-23	milligrams per litre (mg/L)		<2	
Monthly	02-Aug-23	10-Aug-23	milligrams per litre (mg/L)		2	
Monthly	06-Sep-23	13-Sep-23	milligrams per litre (mg/L)		<2	
Monthly	17-Oct-23	26-Oct-23	milligrams per litre (mg/L)		<2	
Monthly	01-Nov-23	08-Nov-23	milligrams per litre (mg/L)		<2	
Monthly	06-Dec-23	14-Dec-23	milligrams per litre (mg/L)		CONDITION	<2
Monthly	10-Jan-24	18-Jan-24	milligrams per litre (mg/L)			<2
Monthly			milligrams per litre (mg/L)			
Monthly			milligrams per litre (mg/L)			
Monthly			milligrams per litre (mg/L)			
Monthly			milligrams per litre (mg/L)			



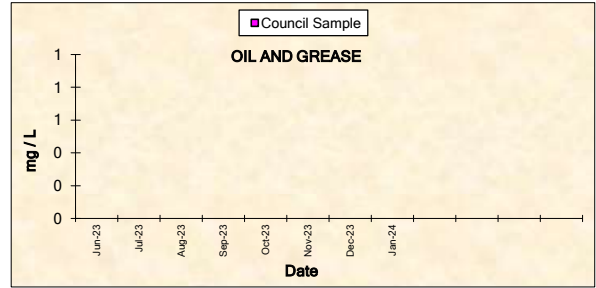
#### TOTAL NITROGEN

Frequency	Date Sample Obtained	Date Result Obtained	Unit of Measurement	EPA Limit	Council Sample
Monthly	07-Jun-23	15-Jun-23	milligrams per litre (mg/L)	MONITORING	1.3
Monthly	05-Jul-23	12-Jul-23	milligrams per litre (mg/L)		2.8
Monthly	02-Aug-23	10-Aug-23	milligrams per litre (mg/L)		1.7
Monthly	06-Sep-23	13-Sep-23	milligrams per litre (mg/L)		1.9
Monthly	17-Oct-23	26-Oct-23	milligrams per litre (mg/L)		3.3
Monthly	01-Nov-23	08-Nov-23	milligrams per litre (mg/L)		2.6
Monthly	06-Dec-23	14-Dec-23	milligrams per litre (mg/L)	CONDITION	2.4
Monthly	10-Jan-24	18-Jan-24	milligrams per litre (mg/L)		6.3
Monthly			milligrams per litre (mg/L)		
Monthly			milligrams per litre (mg/L)		
Monthly			milligrams per litre (mg/L)		
Monthly			milligrams per litre (mg/L)		



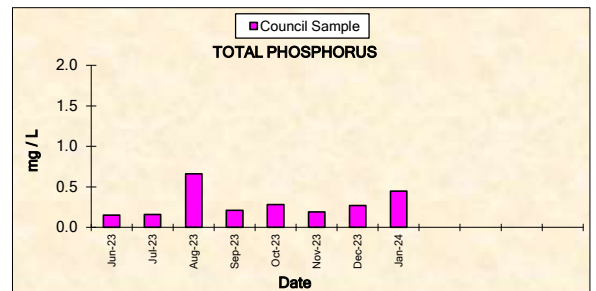
#### OIL AND GREASE

Frequency	Date Sample Obtained	Date Result Obtained	Unit of Measurement	EPA Limit	Council Sample
Monthly	07-Jun-23	15-Jun-23	milligrams per litre (mg/L)	MONITORING	<1
Monthly	05-Jul-23	12-Jul-23	milligrams per litre (mg/L)		<1
Monthly	02-Aug-23	10-Aug-23	milligrams per litre (mg/L)		<1
Monthly	06-Sep-23	13-Sep-23	milligrams per litre (mg/L)		<1
Monthly	17-Oct-23	26-Oct-23	milligrams per litre (mg/L)		<1
Monthly	01-Nov-23	08-Nov-23	milligrams per litre (mg/L)		<1
Monthly	06-Dec-23	14-Dec-23	milligrams per litre (mg/L)	CONDITION	<1
Monthly	10-Jan-24	18-Jan-24	milligrams per litre (mg/L)		<1
Monthly			milligrams per litre (mg/L)		
Monthly			milligrams per litre (mg/L)		
Monthly			milligrams per litre (mg/L)		
Monthly			milligrams per litre (mg/L)		



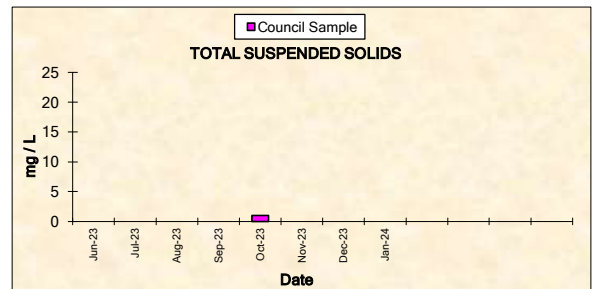
#### TOTAL PHOSPHORUS

Frequency	Date Sample Obtained	Date Result Obtained	Unit of Measurement	EPA Limit	Council Sample
Monthly	07-Jun-23	15-Jun-23	milligrams per litre (mg/L)	MONITORING	0.15
Monthly	05-Jul-23	12-Jul-23	milligrams per litre (mg/L)		0.16
Monthly	02-Aug-23	10-Aug-23	milligrams per litre (mg/L)		0.66
Monthly	06-Sep-23	13-Sep-23	milligrams per litre (mg/L)		0.21
Monthly	17-Oct-23	26-Oct-23	milligrams per litre (mg/L)		0.28
Monthly	01-Nov-23	08-Nov-23	milligrams per litre (mg/L)		0.19
Monthly	06-Dec-23	14-Dec-23	milligrams per litre (mg/L)	CONDITION	0.27
Monthly	10-Jan-24	18-Jan-24	milligrams per litre (mg/L)		0.45
Monthly			milligrams per litre (mg/L)		
Monthly			milligrams per litre (mg/L)		
Monthly			milligrams per litre (mg/L)		
Monthly			milligrams per litre (mg/L)		



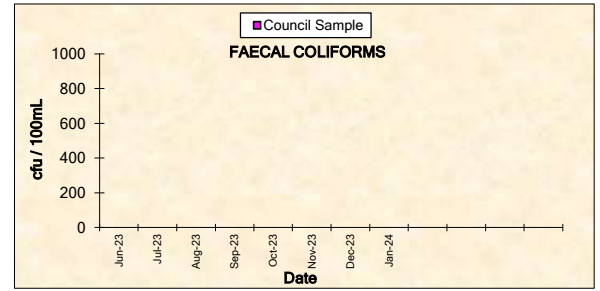
#### TOTAL SUSPENDED SOLIDS

Frequency	Date Sample Obtained	Date Result Obtained	Unit of Measurement	EPA Limit	Council Sample
Monthly	07-Jun-23	15-Jun-23	milligrams per litre (mg/L)	MONITORING	<1
Monthly	05-Jul-23	12-Jul-23	milligrams per litre (mg/L)		<1
Monthly	02-Aug-23	10-Aug-23	milligrams per litre (mg/L)		<1
Monthly	06-Sep-23	13-Sep-23	milligrams per litre (mg/L)		<1
Monthly	17-Oct-23	26-Oct-23	milligrams per litre (mg/L)		1
Monthly	01-Nov-23	08-Nov-23	milligrams per litre (mg/L)		<1
Monthly	06-Dec-23	14-Dec-23	milligrams per litre (mg/L)	CONDITION	<1
Monthly	10-Jan-24	18-Jan-24	milligrams per litre (mg/L)		<1
Monthly			milligrams per litre (mg/L)		
Monthly			milligrams per litre (mg/L)		
Monthly			milligrams per litre (mg/L)		
Monthly			milligrams per litre (mg/L)		



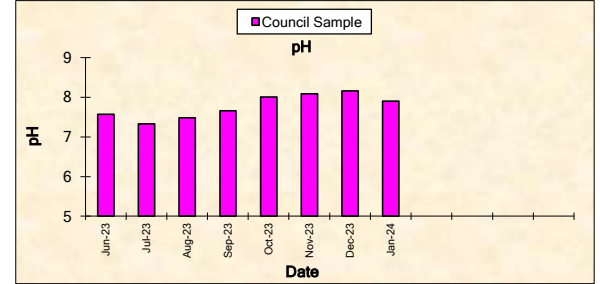
## FAECAL COLIFORMS

Frequency	Date Sample Obtained	Date Result Obtained	Unit of Measurement	EPA Limit	Council Sample	
Monthly	07-Jun-23	15-Jun-23	colony forming units per 100 millilitres (cfu/100mL)	MONITORING	<1	
Monthly	05-Jul-23	12-Jul-23	colony forming units per 100 millilitres (cfu/100mL)		<1	
Monthly	02-Aug-23	10-Aug-23	colony forming units per 100 millilitres (cfu/100mL)		<1	
Monthly	06-Sep-23	13-Sep-23	colony forming units per 100 millilitres (cfu/100mL)		<1	
Monthly	17-Oct-23	26-Oct-23	colony forming units per 100 millilitres (cfu/100mL)		<1	
Monthly	01-Nov-23	08-Nov-23	colony forming units per 100 millilitres (cfu/100mL)		<1	
Monthly	06-Dec-23	14-Dec-23	colony forming units per 100 millilitres (cfu/100mL)		CONDITION	<1
Monthly	10-Jan-24	18-Jan-24	colony forming units per 100 millilitres (cfu/100mL)			<1
Monthly			colony forming units per 100 millilitres (cfu/100mL)			
Monthly			colony forming units per 100 millilitres (cfu/100mL)			
Monthly			colony forming units per 100 millilitres (cfu/100mL)			
Monthly			colony forming units per 100 millilitres (cfu/100mL)			



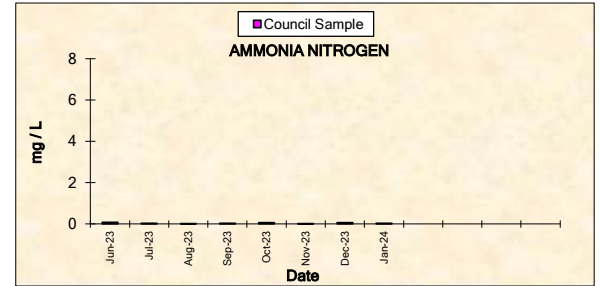
## pH

Frequency	Date Sample Obtained	Date Result Obtained	Unit of Measurement	EPA Limit	Council Sample
Monthly	07-Jun-23	15-Jun-23	pH	MONITORING	7.6
Monthly	05-Jul-23	12-Jul-23	pH		7.3
Monthly	02-Aug-23	10-Aug-23	pH		7.5
Monthly	06-Sep-23	13-Sep-23	pH		7.7
Monthly	17-Oct-23	26-Oct-23	pH		8.0
Monthly	01-Nov-23	08-Nov-23	pH		8.1
Monthly	06-Dec-23	14-Dec-23	pH	CONDITION	8.2
Monthly	10-Jan-24	18-Jan-24	pH		7.9
Monthly			pH		
Monthly			pH		
Monthly			pH		
Monthly			pH		



## AMMONIA NITROGEN

Frequency	Date Sample Obtained	Date Result Obtained	Unit of Measurement	EPA Limit	Council Sample
Monthly	07-Jun-23	15-Jun-23	milligrams per litre (mg/L)	MONITORING	0.08
Monthly	05-Jul-23	12-Jul-23	milligrams per litre (mg/L)		0.04
Monthly	02-Aug-23	10-Aug-23	milligrams per litre (mg/L)		0.02
Monthly	06-Sep-23	13-Sep-23	milligrams per litre (mg/L)		0.04
Monthly	17-Oct-23	26-Oct-23	milligrams per litre (mg/L)		0.06
Monthly	01-Nov-23	08-Nov-23	milligrams per litre (mg/L)		0.02
Monthly	06-Dec-23	14-Dec-23	milligrams per litre (mg/L)	CONDITION	0.07
Monthly	10-Jan-24	18-Jan-24	milligrams per litre (mg/L)		0.04
Monthly			milligrams per litre (mg/L)		
Monthly			milligrams per litre (mg/L)		
Monthly			milligrams per litre (mg/L)		
Monthly			milligrams per litre (mg/L)		

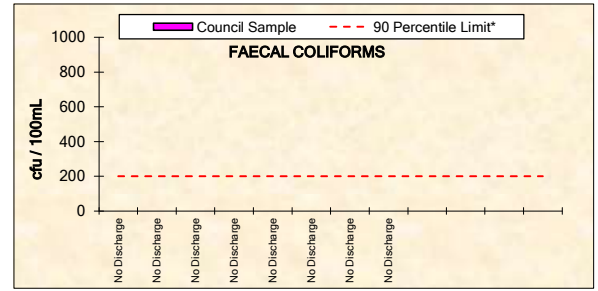


non-compliance notes:



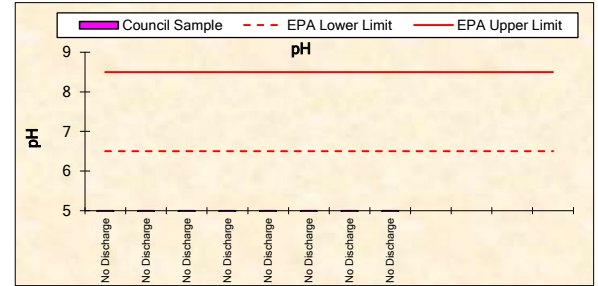
## FAECAL COLIFORMS

Frequency	Date Sample Obtained	Date Result Obtained	Unit of Measurement	90 Percentile Limit*	Council Sample
Monthly	No Discharge	-	colony forming units per 100 millilitres (cfu/100mL)	200	-
Monthly	No Discharge	-	colony forming units per 100 millilitres (cfu/100mL)	200	-
Monthly	No Discharge	-	colony forming units per 100 millilitres (cfu/100mL)	200	-
Monthly	No Discharge	-	colony forming units per 100 millilitres (cfu/100mL)	200	-
Monthly	No Discharge	-	colony forming units per 100 millilitres (cfu/100mL)	200	-
Monthly	No Discharge	-	colony forming units per 100 millilitres (cfu/100mL)	200	-
Monthly	No Discharge	-	colony forming units per 100 millilitres (cfu/100mL)	200	-
Monthly	No Discharge	-	colony forming units per 100 millilitres (cfu/100mL)	200	-
Monthly			colony forming units per 100 millilitres (cfu/100mL)	200	
Monthly			colony forming units per 100 millilitres (cfu/100mL)	200	
Monthly			colony forming units per 100 millilitres (cfu/100mL)	200	
Monthly			colony forming units per 100 millilitres (cfu/100mL)	200	



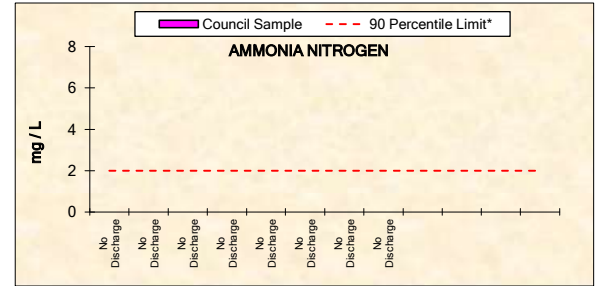
## pH

Frequency	Date Sample Obtained	Date Result Obtained	Unit of Measurement	100 Percentile Limit	Council Sample
Monthly	No Discharge	-	pH	6.5-8.5	-
Monthly	No Discharge	-	pH	6.5-8.5	-
Monthly	No Discharge	-	pH	6.5-8.5	-
Monthly	No Discharge	-	pH	6.5-8.5	-
Monthly	No Discharge	-	pH	6.5-8.5	-
Monthly	No Discharge	-	pH	6.5-8.5	-
Monthly	No Discharge	-	pH	6.5-8.5	-
Monthly	No Discharge	-	pH	6.5-8.5	-
Monthly	No Discharge	-	pH	6.5-8.5	-
Monthly			pH	6.5-8.5	
Monthly			pH	6.5-8.5	
Monthly			pH	6.5-8.5	
Monthly			pH	6.5-8.5	



## AMMONIA NITROGEN

Frequency	Date Sample Obtained	Date Result Obtained	Unit of Measurement	90 Percentile Limit*	Council Sample
Monthly	No Discharge	-	milligrams per litre (mg/L)	2	-
Monthly	No Discharge	-	milligrams per litre (mg/L)	2	-
Monthly	No Discharge	-	milligrams per litre (mg/L)	2	-
Monthly	No Discharge	-	milligrams per litre (mg/L)	2	-
Monthly	No Discharge	-	milligrams per litre (mg/L)	2	-
Monthly	No Discharge	-	milligrams per litre (mg/L)	2	-
Monthly	No Discharge	-	milligrams per litre (mg/L)	2	-
Monthly	No Discharge	-	milligrams per litre (mg/L)	2	-
Monthly	No Discharge	-	milligrams per litre (mg/L)	2	-
Monthly			milligrams per litre (mg/L)	2	
Monthly			milligrams per litre (mg/L)	2	
Monthly			milligrams per litre (mg/L)	2	
Monthly			milligrams per litre (mg/L)	2	



\* Note: 90th percentile limit compliance calculated on an annual basis

non-compliance notes: