

Streetscape Technical Manual



Background

This Streetscape Technical Manual must be used in conjunction with Chapter G18 Streetscape Design of Town and Village Centres in the Shoalhaven Development Control Plan 2014 (DCP).

Purpose

The purpose of this Streetscape Technical Manual is to provide design and construction detail for the nominated Town and Village Centres in Chapter G18 of the DCP.

The Streetscape Technical Manual establishes a uniform design and material palette for the City of Shoalhaven, while also providing guidelines for each Town and Village centre to ensure their character is represented in the streetscapes.

The Manual will be used to condition Development Consents and as a basis for the design of the streetscape by Shoalhaven City Council (SCC) and by individuals as part of developments.

In addition, this Manual can be used as a reference for SCC when works are being undertaken outside the subject streets in nominated Town and Village Centres, and in main streets or special areas (e.g. medical or commercial precincts) of alternate Town and Village Centres.

Standards, Policies and Codes of Practice Applicable

This Manual is not exclusive and other legislation, policies and codes of practice may also be invoked.

All works shall be carried out in a sound, efficient and well executed manner and in accordance with engineering and landscaping practice and principles.

Unless otherwise specified, materials and works must be in accordance with the purpose and intent of the drawings and these specifications; relevant Standards of the Standards Australia, SCC, Utility Authorities and Roads and Maritime Services (RMS).

Identified proprietary items

Identification of a proprietary item does not necessarily imply exclusive preference for the identified item, but indicates the necessary properties of the item.

Alternatives: If alternatives to the documented products, methods or systems are proposed, approval is required from Council's Assets and Works Group, Project Delivery Section, Landscape Architect. In order that the proposed alternatives may be evaluated it is necessary to submit sufficient information in support of the use of the proposed alternatives.

Policies

Other policies to be considered in conjunction with this Manual include but are not limited to:

- Shoalhaven Local Environmental Plan 2014
- Shoalhaven Development Control Plan 2014
- Town Street Tree Planting Strategy
- Shoalhaven Species List July 2008

Enquiries

Enquiries regarding this document and the technical notes within, may be directed to SCC, Assets and Works Group, Project Delivery Section.

Disclaimer

The information contained within this document is believed to be correct at the date of its publication and is for general information purposes only. **This information should not be relied upon for legal advice.**



Town & Village Centre

1. Berry

2. Shoalhaven Heads

3. Kangaroo Valley

4. Bomaderry

5. Nowra

6. Culburra Beach

7. Huskisson

8. Vincentia

9. Sanctuary Point

10. St. Georges Basin

11. Sussex Inlet

12. Milton

13. Ulladulla

14. Standard Details

These generic details apply to all Towns & Villages including those not shown above, when no specific details are indicated.

(All drawings stored under \\file3\caddata\civil\landscaping\DCP - Streetscape Technical Manual)



Town & Village Centres

1. Berry

Version Number: 01
Revision Date: 12/03/2018

2. Shoalhaven Heads

Version Number: 01
Revision Date: 12/03/2018

3. Kangaroo Valley

Version Number: 01
Revision Date: 12/03/2018

4. Bomaderry

Version Number: 01
Revision Date: 12/03/2018

5. Nowra

Version Number: 01
Revision Date: 12/03/2018

6. Culburra Beach

Version Number: 01
Revision Date: 12/03/2018

Drawing Title	Page
Map of Subject Streets	1
Footpath & Pathway Plan	2
Footpath & Pathway Types	3
Footpath & Pathway Details	4
Planting Details	6
Plant Palette	7
Colour Palette	9
Street Furniture	10
Map of Subject Streets	1
Footpath & Pathway Plan	2
Footpath & Pathway Types	3
Footpath & Pathway Details	4
Planting Details	6
Plant Palette	7
Colour Palette	10
Street Furniture	11
Map of Subject Streets	1
Footpath & Pathway Plan	2
Footpath & Pathway Types	3
Footpath & Pathway Details	4
Planting Details	6
Plant Palette	7
Colour Palette	9
Street Furniture	10
Map of Subject Streets	1
Footpath & Pathway Plan	2
Footpath & Pathway Types	3
Footpath & Pathway Details	4
Planting Details	7
Plant Palette	8
Colour Palette	10
Street Furniture	11
Lighting	12
Map of Subject Streets	1
Footpath & Pathway Plan	2
Footpath & Pathway Types	3
Footpath & Pathway Details	4
Planting Details	9
Street Hierarchy Map	10
Plant Palette	11
Colour Palette	15
Street Furniture	17
Lighting	19
Unique Features	20
Map of Subject Streets	1
Footpath & Pathway Plan	2
Footpath & Pathway Types	3
Footpath & Pathway Details	4
Planting Details	6
Plant Palette	7
Colour Palette	9
Street Furniture	10



Town & Village Centres

7. Huskisson

Version Number: 01
Revision Date: 12/03/2018

8. Vincentia

Version Number: 01
Revision Date: 12/03/2018

9. Sanctuary Point

Version Number: 01
Revision Date: 12/03/2018

10. St. Georges Basin

Version Number: 01
Revision Date: 12/03/2018

11. Sussex Inlet

Version Number: 01
Revision Date: 12/03/2018

12. Milton

Version Number: 01
Revision Date: 12/03/2018

Drawing Title	Page
Map of Subject Streets	1
Footpath & Pathway Plan	2
Footpath & Pathway Types	3
Footpath & Pathway Details	4
Planting Details	6
Plant Palette	7
Colour Palette	9
Street Furniture	10
Lighting	12
Map of Subject Streets	1
Footpath & Pathway Plan	2
Footpath & Pathway Types	3
Footpath & Pathway Details	4
Plant Palette	5
Colour Palette	7
Street Furniture	8
Map of Subject Streets	1
Footpath & Pathway Plan	2
Footpath & Pathway Types	3
Footpath & Pathway Details	4
Plant Palette	5
Colour Palette	7
Street Furniture	8
Map of Subject Streets	1
Footpath & Pathway Plan	2
Footpath & Pathway Types	3
Footpath & Pathway Details	4
Planting Details	5
Plant Palette	6
Colour Palette	8
Street Furniture	9
Map of Subject Streets	1
Footpath & Pathway Plan	2
Footpath & Pathway Types	3
Footpath & Pathway Details	4
Planting Details	5
Plant Palette	6
Colour Palette	8
Street Furniture	9
Lighting	11
Map of Subject Streets	1
Footpath & Pathway Plan	2
Footpath & Pathway Types	3
Footpath & Pathway Details	4
Planting Details	6
Plant Palette	7
Colour Palette	9
Street Furniture	10
Lighting	12



Town & Village Centres

13. Ulladulla

Version Number: 01
Revision Date: 12/03/2018

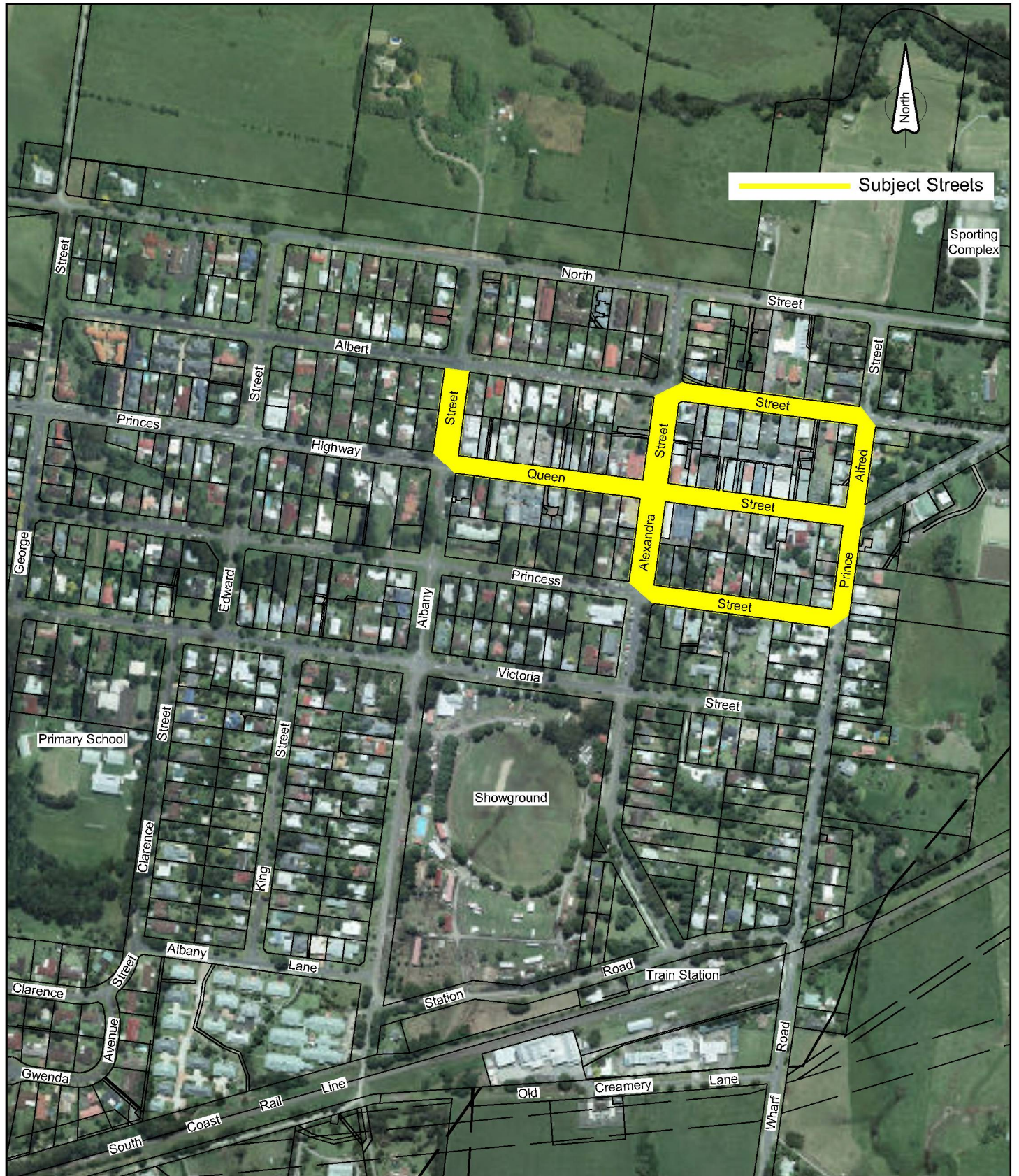
14. Standard Details

Version Number: 01
Revision Date: 12/03/2018

Drawing Title	Page
Map of Subject Streets	1
Footpath & Pathway Plan	2
Footpath & Pathway Types	3
Footpath & Pathway Details	4
Planting Details	5
Street Heirarchy Map	6
Plant Palette	7
Colour Palette	10
Street Furniture	12
Lighting	15
Unique Features	16
Street Tree Planting in Grass Verge	1
Street Tree Planting in Road Blister	3
Street Tree Planting in Carriageway	5
Concrete Pathway	7
Concrete Kerb & Gutter	8
Kerb Ramp	9
Specifications and Notes	10

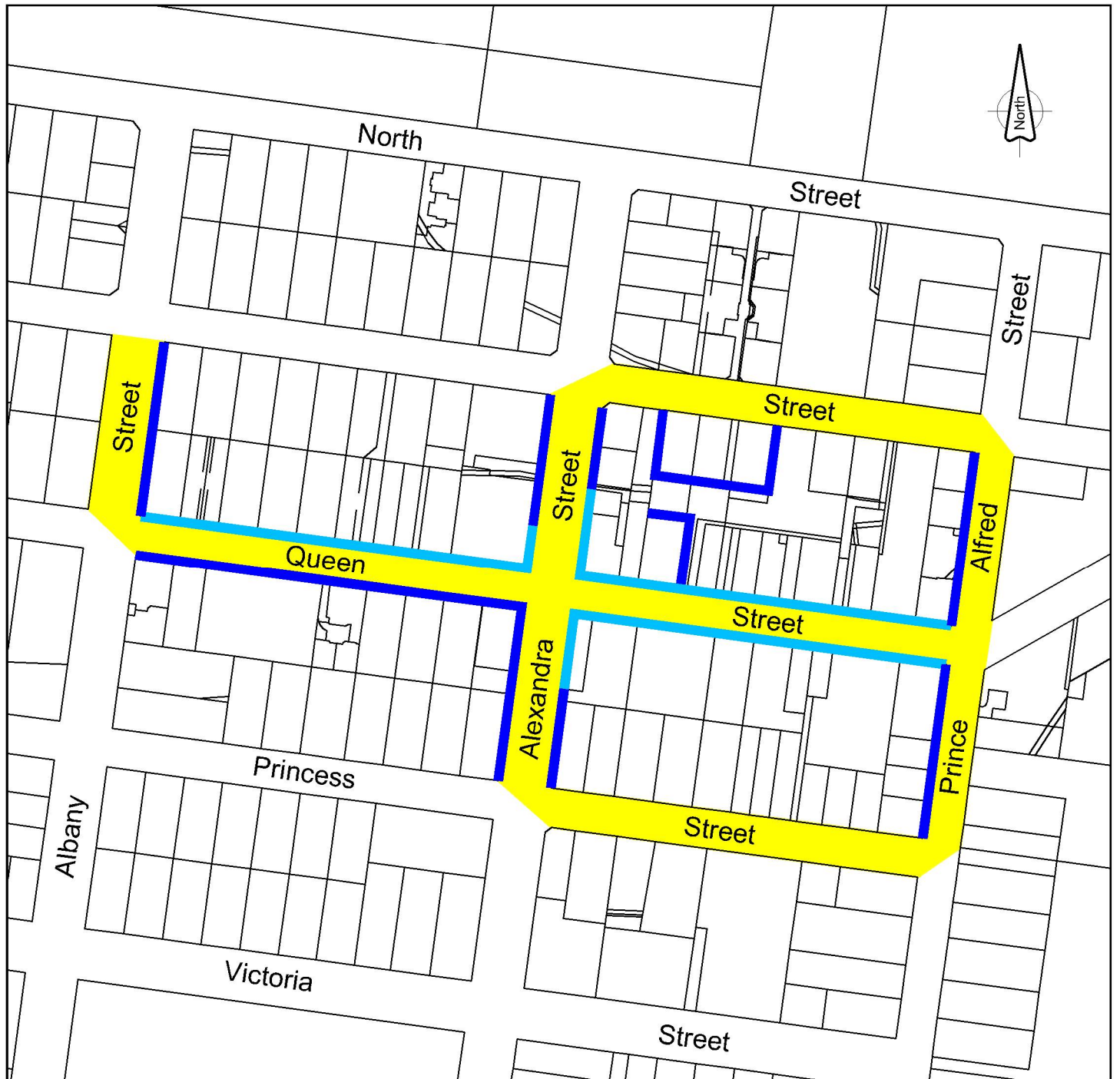


Characterised by pastoral landscapes, heritage buildings and views of the escarpment, Berry is a bustling town with a boutique, and gourmet food culture that attracts many tourists throughout the year. Known as the 'Town of Trees', Berry retains its warmth and charm from its early establishment.






1. Berry Town Centre - Map of Subject Streets





Legend

-  Subject Streets.
-  **Type 1** - full width brick paver **footpath** (brick pavers with brick header course decorative margins).
-  **Type 2** - part width brick paver **pathway** (brick pavers with brick header course decorative margins).

Refer to 'Berry Town Centre - Footpath & Pathway Types' for more details.

1. Berry Town Centre - Footpath & Pathway Plan



Definitions:

"Footpath" refers to full width areas of pavement on the road reserve between the property boundary and the street kerb and gutter.

"Pathway" refers to part width areas (various widths) of pavement on the road reserve between the property boundary and the street kerb and gutter.



Type 1 - (Footpath)

Full width **brick pavers** with brick header course decorative margins.

- Brick pavers laid in herringbone pattern 'Claypave' "Regal Tan Dark" 230 x 115 x 50mm thick pavers.
- Brick header course 'Claypave' "Regal Tan Dark" 230 x 115 x 50mm thick pavers.




Type 2 - (Pathway)

Part width **brick pavers** with brick header course decorative margins.

- Brick pavers laid in herringbone pattern 'Claypave' "Regal Tan Dark" 230 x 115 x 50mm thick pavers.
- Brick header course 'Claypave' "Regal Tan Dark" 230 x 115 x 50mm thick pavers.



Type 1 - (Footpath - Queen Street)



Type 2 - (Pathway - Albert Court)



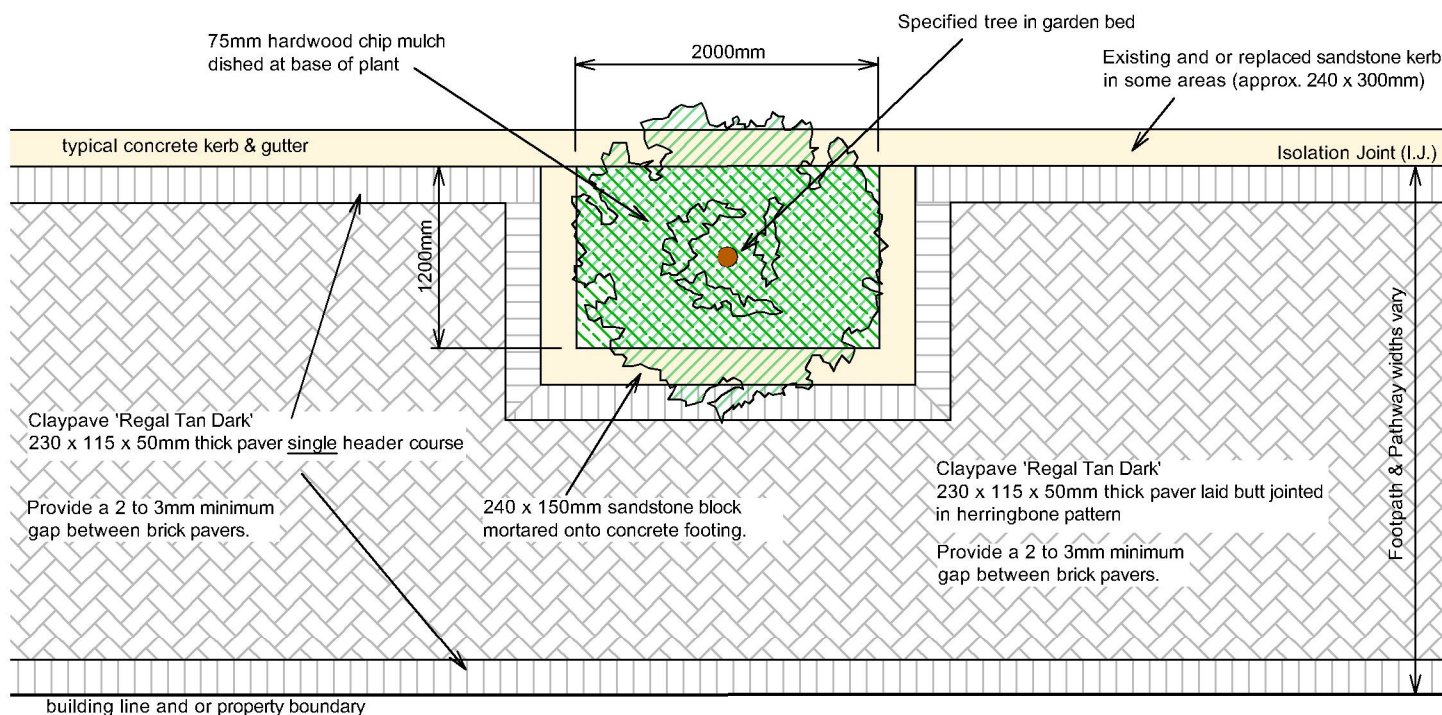
Type 2 - (Pathway - Prince Alfred Street)

Note:

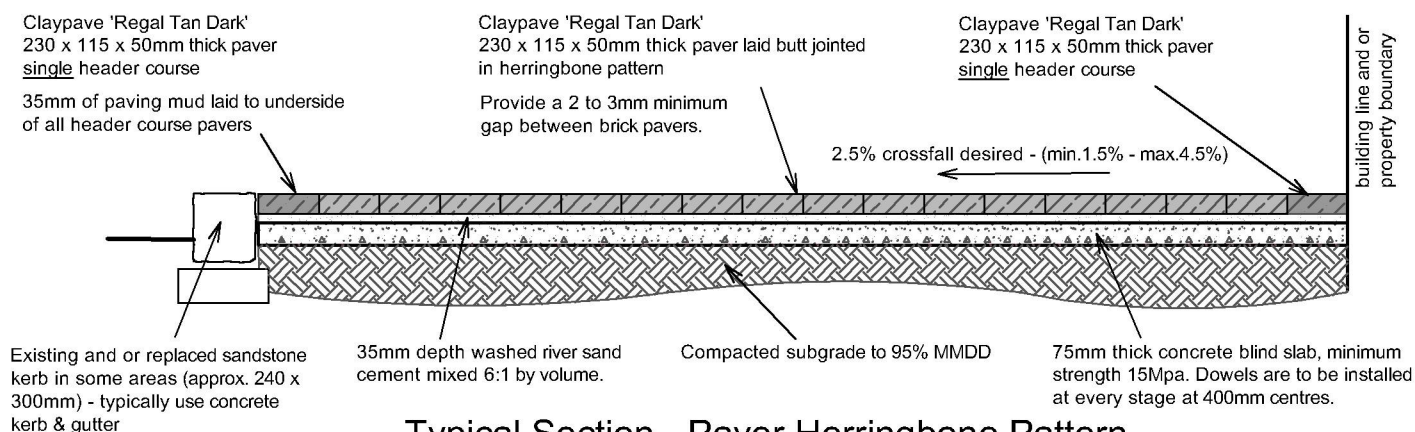
All existing brick paver footpaths and pathways shall be retained if deemed, by Council, to be in good condition. Refer to 'Berry Town Centre - Footpath & Pathway Plan' for designated locations.

1. Berry Town Centre - Footpath & Pathway Types

Brick Pavers with Brick Header Course - Type 1 Footpaths & Type 2 Pathways



Typical Footpath & Pathway Plan




Typical Section - Paver Herringbone Pattern



Claypave 'Regal Tan Dark' Surface Finish

Specification Information
Claypave 'Regal Tan Dark'
pavers.
Code: 230 x 115 x 50mm thick
in Herringbone Pattern.



Brick Paver Header Course

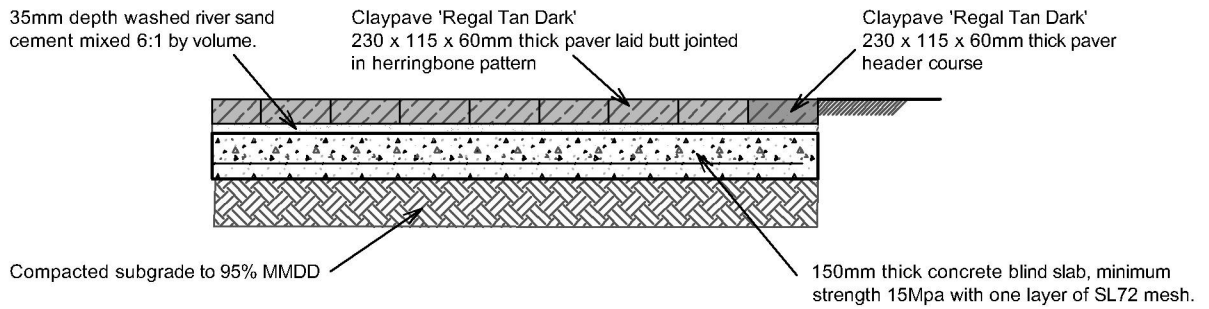
Specification Information
Claypave 'Regal Tan Dark'
header course.
Code: 230 x 115 x 50mm
'Regal Tan'

Refer to SCC Drawing Catalogue number 4988_04 & _05 for further details.

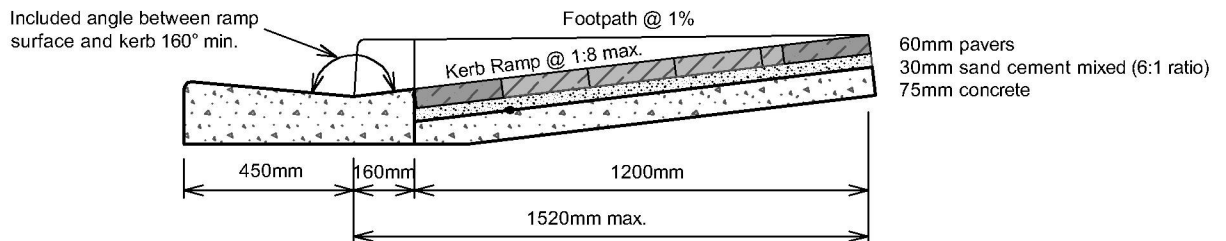
1. Berry Town Centre - Footpath & Pathway Details



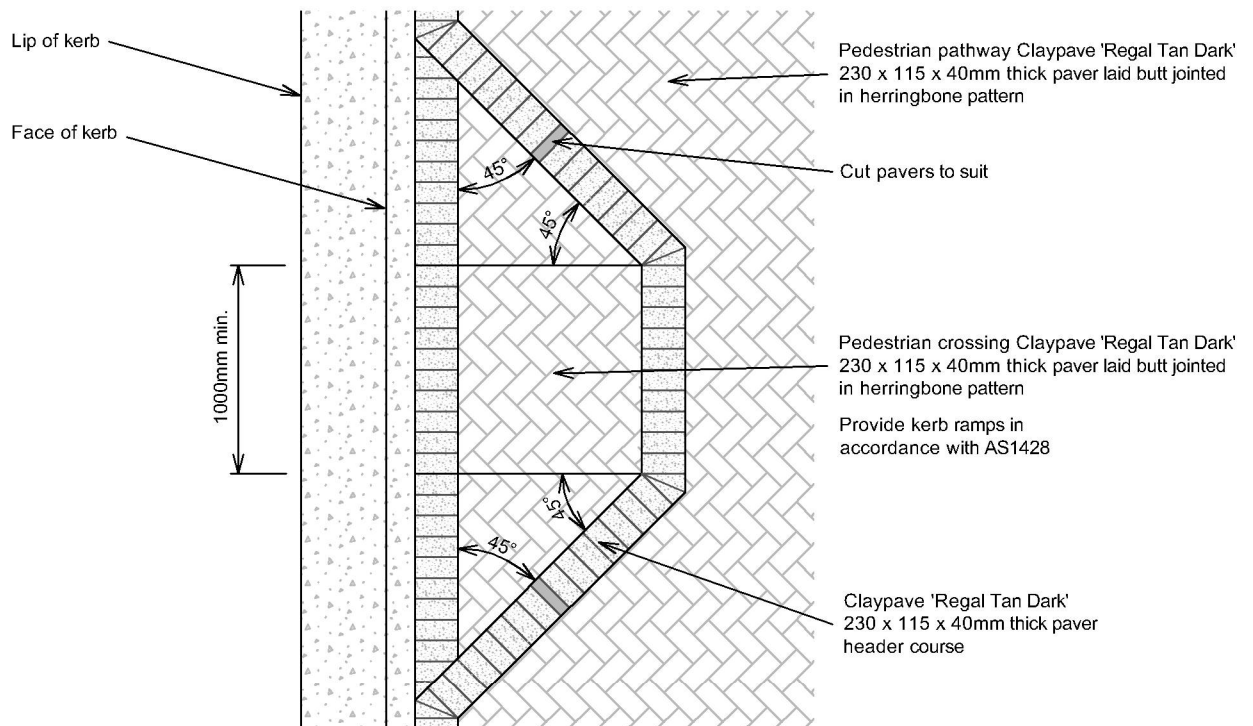
Paver Footpaths & Pathways Details



Typical Section - Road Crossing Paving



Typical Section - Pedestrian / Kerb Ramp



Typical Plan - Pedestrian / Kerb Ramp

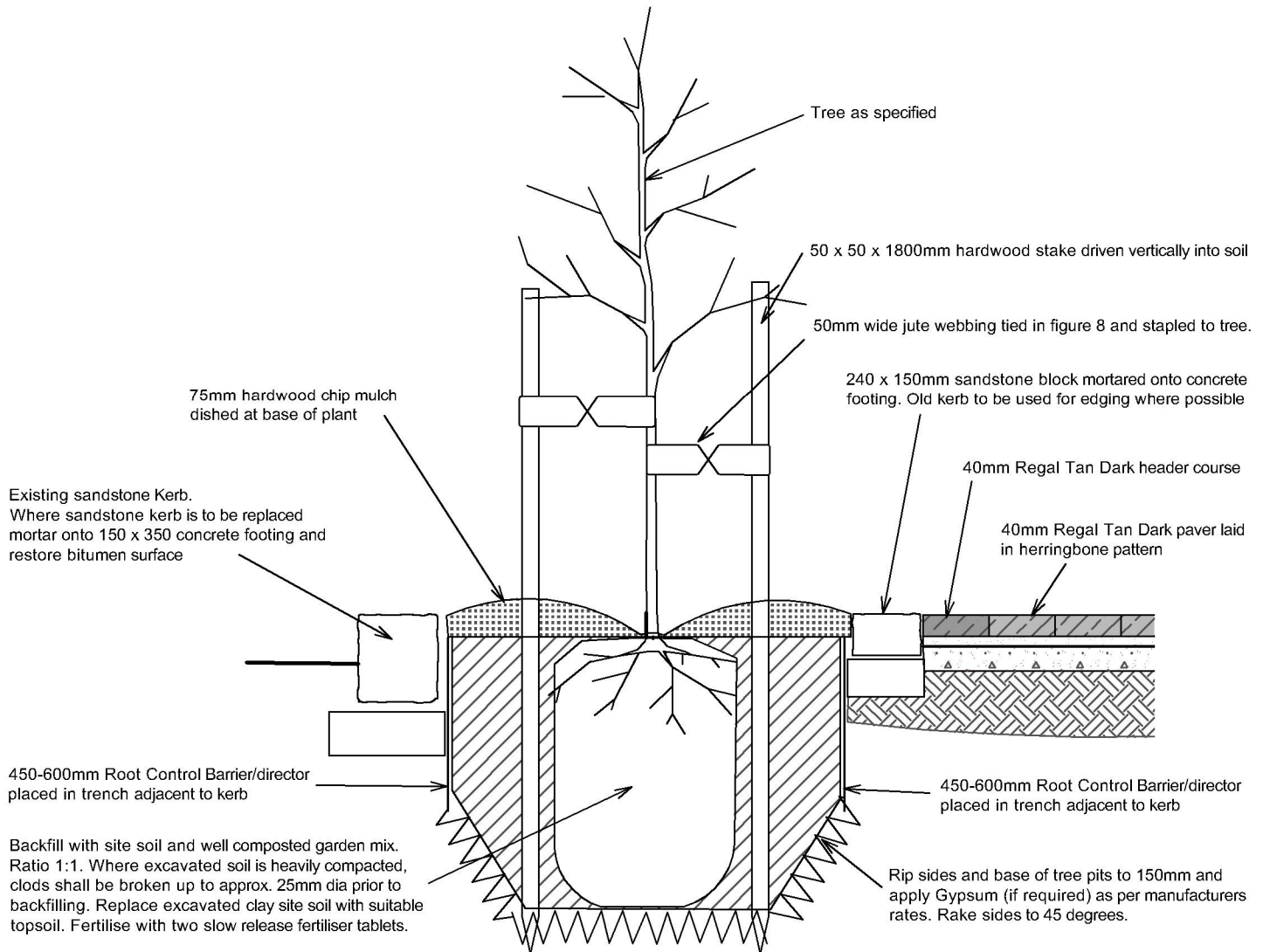
Note:

- If necessary, distribute variations in hue, colour, or pattern uniformly, by mixing pavers or paving batches before laying.
- Set out pavers to give uniform joint widths to match existing or no greater than 3 to 5mm.
- Full width footpaths to have full pavers at back of kerb with any necessary cuts at the building line or edge of building.
- If margins less than half paver width are unavoidable, locate the cut pavers where they are least conspicuous.
- Cut pavers less than 25% of a full paver shall not be used.
- Pattern alignment tolerance of 2 to 3mm maximum.
- Use well-graded washed river sand, 'Pavelock' or approved equivalent joint filling sand.

Refer to SCC Drawing Catalogue number 4988_05 for further details.

1. Berry Town Centre - Footpath & Pathway Details





Typical Detail - Street Tree Planting

Refer to SCC Drawing Catalogue number 4988_05 for further details.

1. Berry Town Centre - Planting Details



Typical Town Entry Street Trees



Botanic Name: *Jacaranda mimosifolia*
Common Name: Jacaranda (white form)



Botanic Name: *Liriodendron tulipifera*
Common Name: Tulip tree



Botanic Name: *Brachychiton acerifolius*
Common Name: Illawarra flame tree

Typical Street Trees



Botanic Name: *Lagerstroemia indica* 'Natchez'
Common Name: Crepe Myrtle



Botanic Name: *Magnolia grandiflora* 'Exmouth'
Common Name: Magnolia 'Exmouth'



Botanic Name: *Magnolia grandiflora* 'Little Gem'
Common Name: Magnolia 'Little Gem'



Botanic Name: *Pyrus calleryana* 'Redspire'
Common Name: Red Spire Pear

1. Berry Town Centre - Plant Palette



Typical Shrubs



Botanic Name: *Gardenia augusta* 'Grandiflora star'
Common Name: Grandiflora Star



Botanic Name: *Lavandula dentata*
Common Name: French Lavender



Botanic Name: *Coprosma* sp.




Botanic Name: 'Flower Carpet © Yellow' Rose




Botanic Name: *Liriope Muscari*
Common Name: Lily turf

1. Berry Town Centre - Planting Palette






AS2700 'Deep Indian Red' (R64)
- Timber seat battens (semi gloss)



AS2700 'Graphite' (N65)
- Bin enclosures (low sheen)
- Seat frames (low sheen)



AS2700 'Black' (N61)
- Bollards (low sheen)

1. Berry Town Centre - Colour Palette





Seating Type 1

Specification Information

Description: 1500mm Southbank Seat - with arms

Manufacturer: Furphy Foundry

Code: FFSA002012

Finish: Seat Ends - Recycled Cast Aluminium AS2700 'Graphite' low sheen finish. Hardwood Timber Seat Slats painted AS2700 'Deep Indian Red' (R64) semi gloss finish.

Fixing: Bolted down (Zinc fixings).



Bin Enclosure

Specification Information

Description: Custom made design

Manufacturer: Scully - Outdoor Designs

Finish: AS2700 'Graphite' (N65) low sheen finish.

Fixing: Bolted down.



Bike Rack

Specification Information

Description: Bike Parking Rail

Manufacturer: Cora

Code: CBR 4 B

Finish: 316 Stainless Steel.

Fixing: Bolted down.

To comply with A.S.2890 - 1993



1. Berry Town Centre - Street Furniture

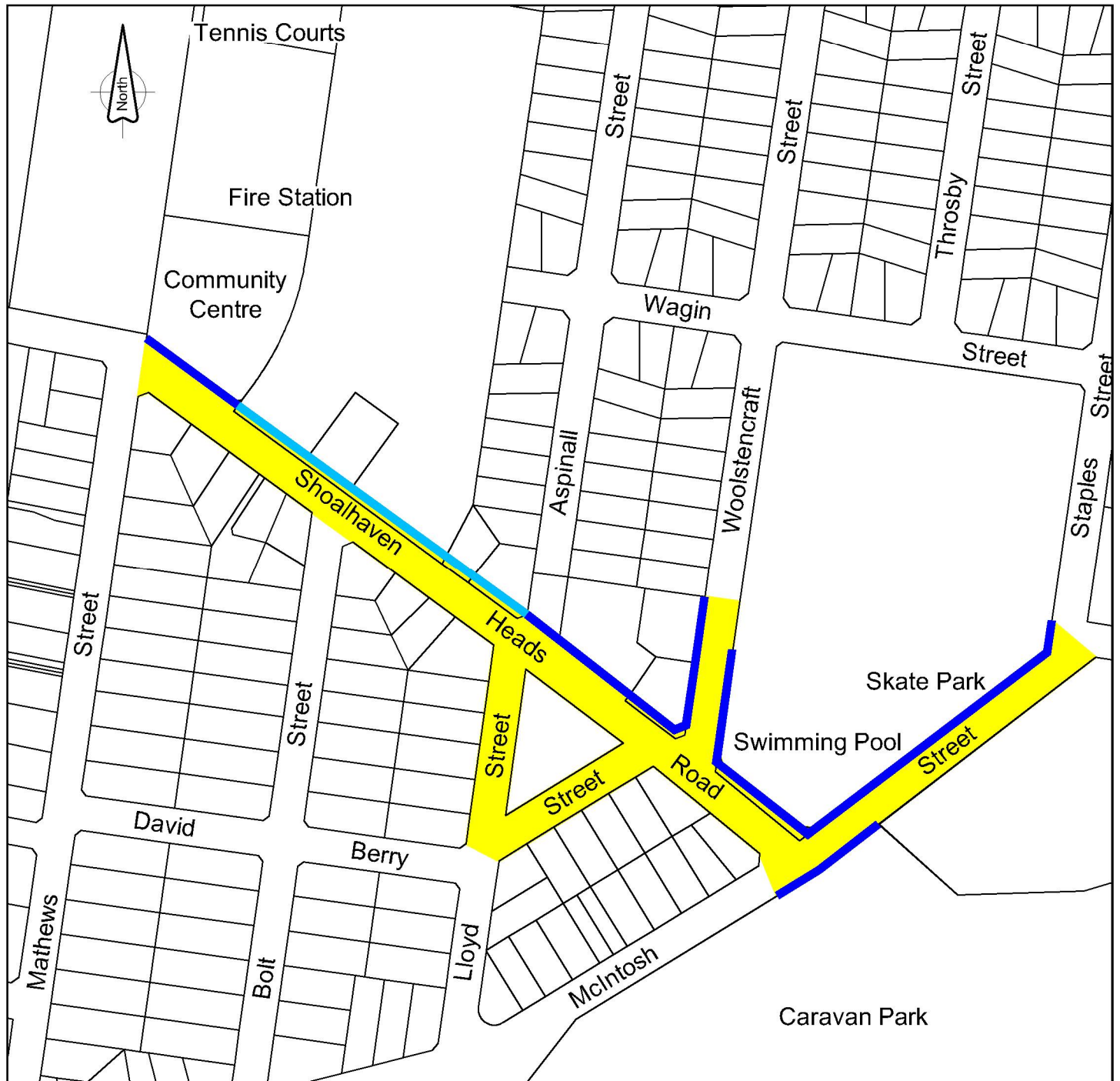


Surrounded by the Shoalhaven River, Seven Mile Beach, Coolangatta Mountain and the National Park lies Shoalhaven Heads. The contemporary seaside village has a flamboyant coastal character which is intrinsically linked to its natural assets, in particular Seven Mile Beach.




2. Shoalhaven Heads Town Centre - Map of Subject Streets





Legend

-  Subject Streets.
-  **Type 1** - full width concrete **footpath** (exposed aggregate concrete with masonry paver decorative margins).
-  **Type 2** - part width concrete **pathway** (full depth concrete oxide with decorative artwork).

Refer to 'Shoalhaven Heads Town Centre - Footpath & Pathway Types' for more details..

2. Shoalhaven Hds Town Centre - Footpath & Pathway Plan



Definitions:

"Footpath" refers to full width areas of pavement on the road reserve between the property boundary and the street kerb and gutter.

"Pathway" refers to part width areas (various widths) of pavement on the road reserve between the property boundary and the street kerb and gutter.



Type 1 - (Footpath)

Full width **exposed aggregate concrete** with masonry paver decorative margins.

- Concrete (32mpa) with 20mm "Burrier Gravel" aggregate "Fancipants Mix" by 'Eziway Concrete'. R10 non-slip finish. Seal concrete with 'Klen' "Tuscan Seal".
- Decorative margins 'Adbri' "Euro exfoliated" grey masonry pavers.



River Road

Type 2 - (Pathway)

Part width, **full depth concrete oxide** with decorative artwork.

- Concrete (32mpa) with full depth 'Colormix' "Sandstone". Broom R10 non-slip finish. Seal concrete with 'Klen' "Tuscan Seal".



Masonry Paver Decorative Margins

'Adbri' "Euro exfoliated" grey masonry paver

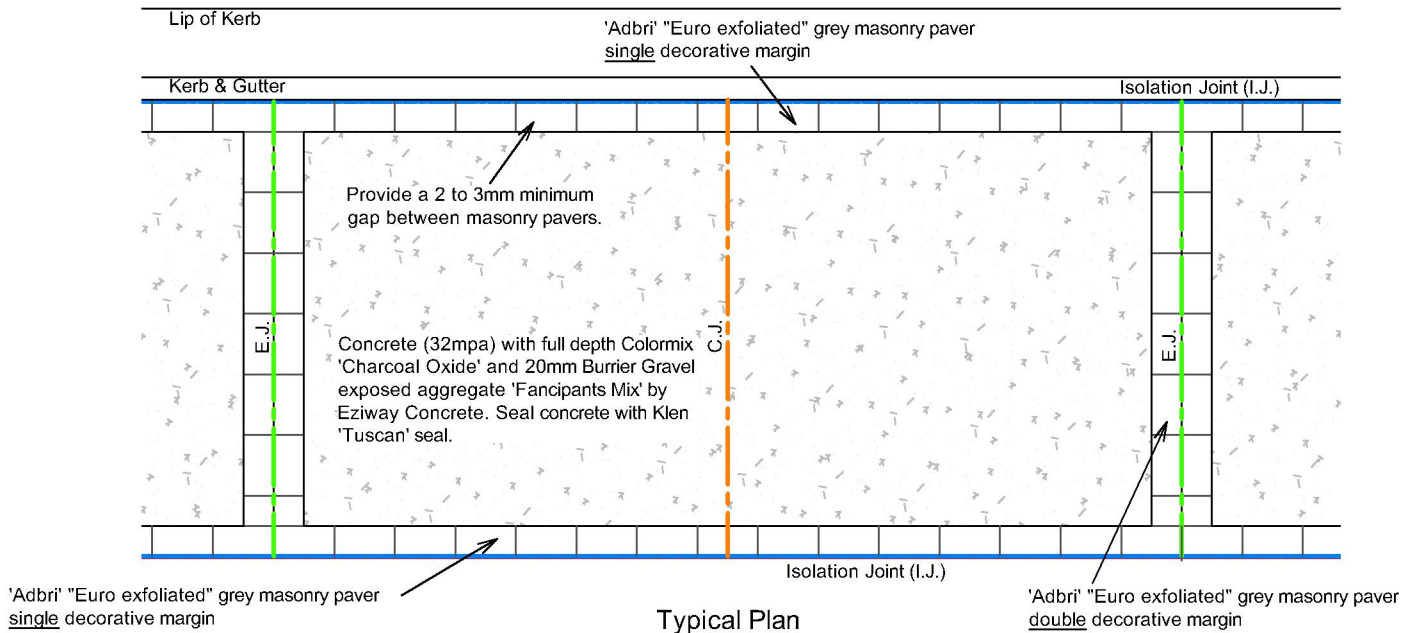


Typical Decorative Artwork

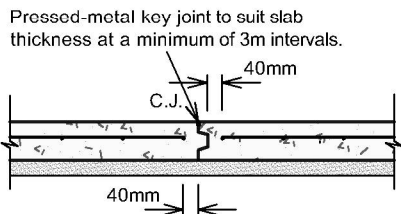
Refer to 'Shoalhaven Heads Town Centre - Footpath & Pathway Plan' for designated locations.

2. Shoalhaven Hds Town Centre - Footpath & Pathway Types

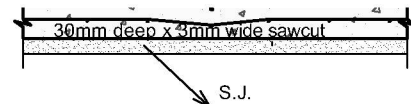
Exposed Aggregate Concrete with Masonry Paver Margins - Type 1 Footpaths



Typical Plan

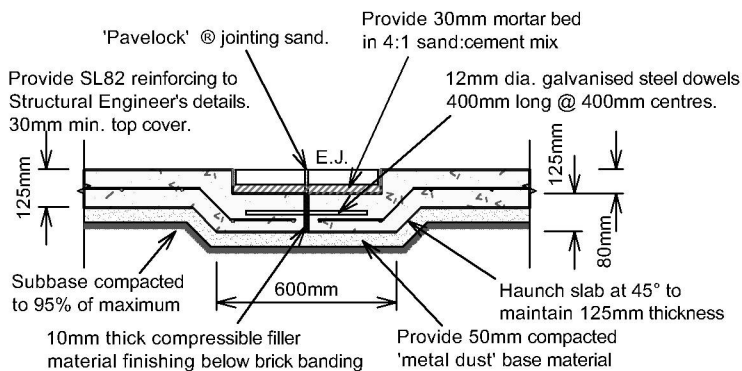


Typical Control Joint (C.J.)

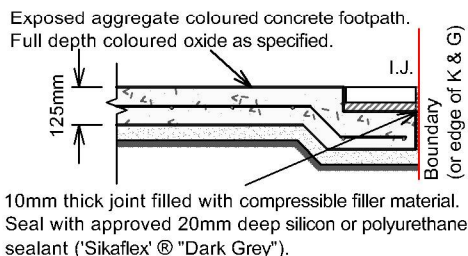


50mm min. cover from sawcut to reinforcement
Every second bar of mesh to be cut under the sawcut joint

Typical Sawcut Joint (S.J.)



Typical Expansion Joint (E.J.)



Typical Isolation Joint (I.J.)

Typical notes:

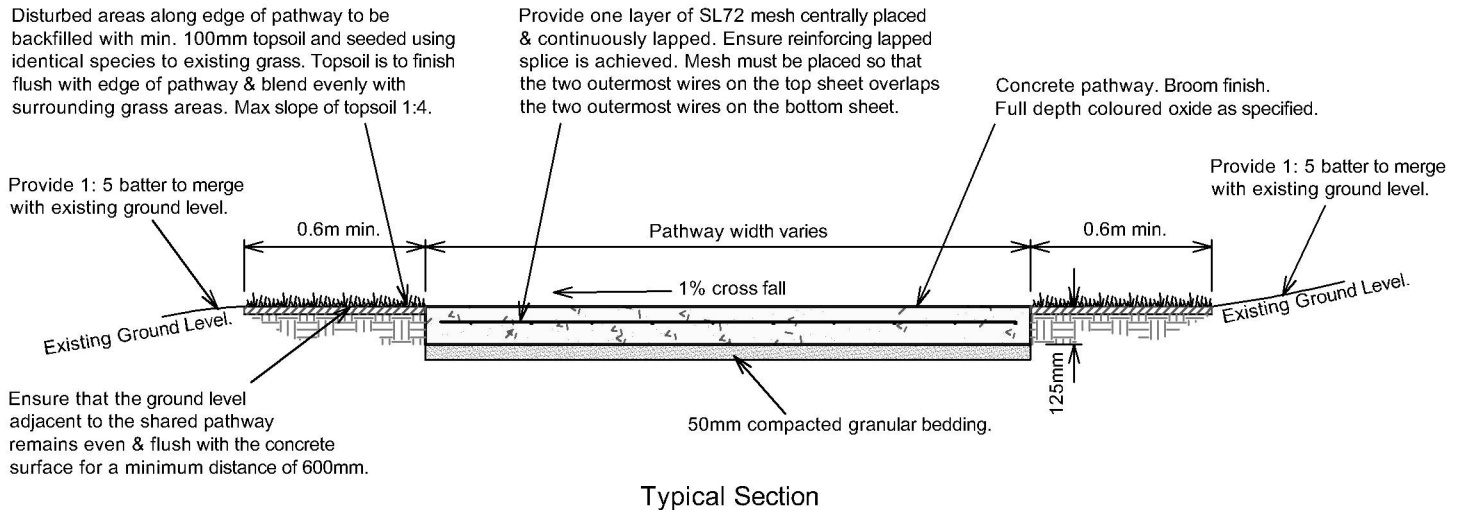
- Concrete 32mpa concrete (due to colour)
- Provide full depth colour oxide 'Colormix' 'Charcoal' with a maximum 20mm "Burrier Gravel" exposed aggregate "Fancipants Mix" by 'Eziway Concrete'.
- Seal concrete with 'Klen' 'Tuscan Seal'.
- Decorative margins 'Adbri' 'Euro exfoliated' grey masonry pavers 200 x 100 x 50mm thick. Set out pavers to give uniform joint widths no greater than 3 to 5mm. Full width footpaths to have full pavers at back of kerb with any necessary cuts at the building line or edge of building. Use well-graded washed river sand, 'Pavelock' or approved equivalent joint filling sand.
- Ensure minimum slip resistance of R10 is achieved.
- Finish concrete flush with adjoining surfaces.
- Provide expansion joints at 6m intervals or as indicated on plans. Use "Connolly" Expansion Joint with dowel sleeves.
- Provide control joints at alternate 6m intervals or as indicated on plans. Use "Connolly" Key Joint with removable grey capping strip.
- Provide sawcuts joints at intervals determined by Council Engineers.
- Typically 1% cross falls or as indicated on plans / cross section.
- All dimensions are in millimeters unless noted otherwise.

Refer to 'Shoalhaven Heads Town Centre - Footpath & Pathway Plan' for designated locations.

2. Shoalhaven Hds Town Centre - Footpath & Pathway Details



Coloured Concrete with Decorative Artwork - Type 2 Pathways

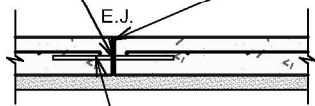


Expansion joint 10mm wide. Filled with compressible filler at a minimum of 6m intervals.

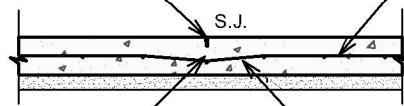
Seal with approved 20mm deep silicon or polyurethane sealant ('Sikaflex'® "Dark Grey").

30mm deep x 3mm wide sawcut SL72 reinforcing

Seal with approved 20mm deep silicon or polyurethane sealant ('Sikaflex'® "Dark Grey").

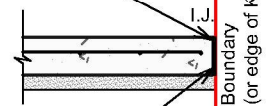


Dowel Galvanised and fixed. Centrally located. 300 long at 300 centres. Dowels must be supported in a way that no steel crosses the joint except for the dowel.



50mm min. cover from sawcut to reinforcement

Every second bar of mesh to be cut under the sawcut joint



Isolation joint 10mm wide. Filled with compressible filler material.

Typical Sawcut Joint (S.J.)

Typical Isolation Joint (I.J.)

Typical Expansion Joint (E.J.)

Typical notes:

Concrete 32mpa concrete (due to colour)
Provide full depth colour oxide with a maximum 20mm aggregate size as specified. Colour: 'Colormix' "Sandstone".

Broom finish. Ensure minimum slip resistance of R10 is achieved.

Seal concrete with 'Klen' "Tuscan Seal".


Finish concrete flush with adjoining surfaces.

Provide expansion joints at 6m intervals or as indicated on plans. Use "Connolly" Expansion Joint with dowel sleeves.

Provide sawcuts joints at intervals determined by Council Engineers.

Typically 1% cross falls or as indicated on plans / cross section.

All dimensions are in millimeters unless noted otherwise.

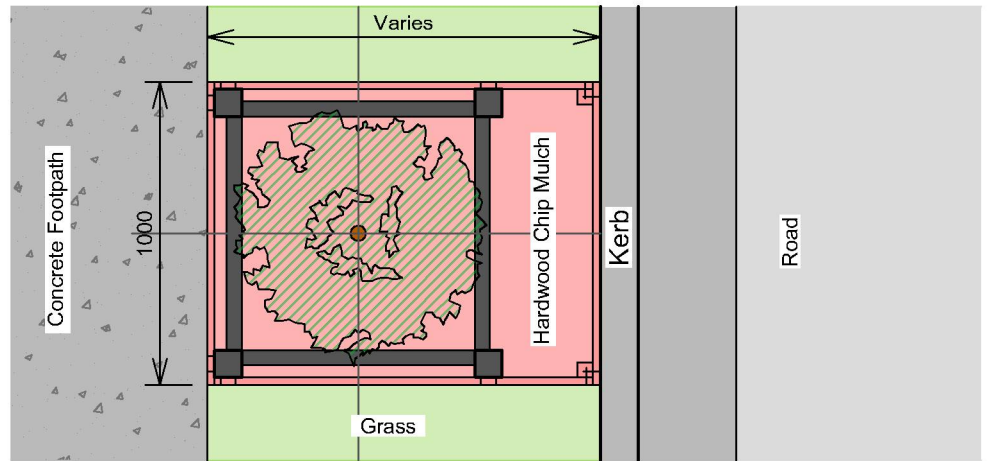


Concrete Oxide 'Colormix' "Sandstone" Surface Finish

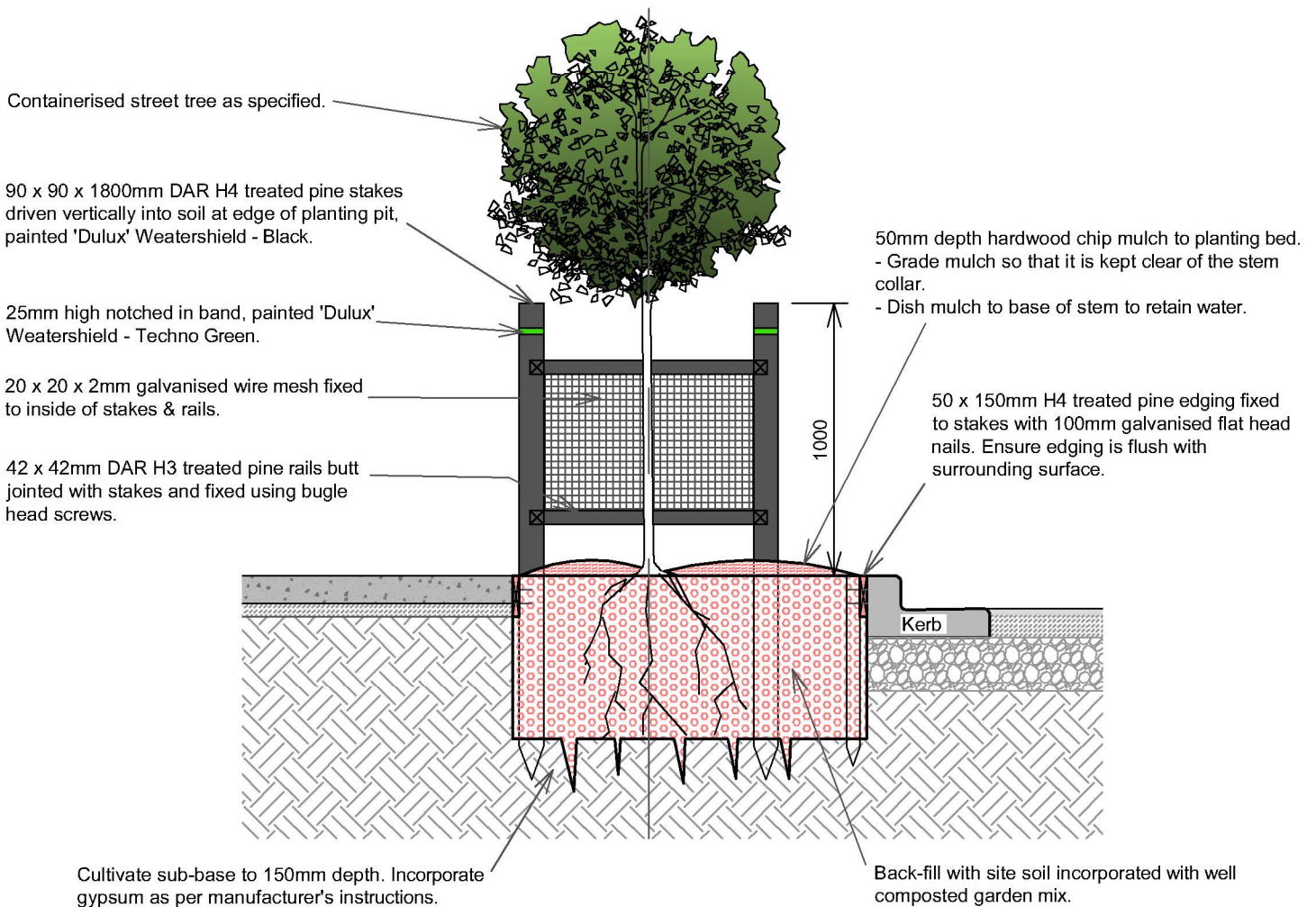
Refer to 'Shoalhaven Heads Town Centre - Footpath & Pathway Plan' for designated locations.

2. Shoalhaven Hds Town Centre - Footpath & Pathway Details





Typical Plan View - Street Tree Planting



Typical Detail - Street Tree Planting

Refer to SCC Drawing Catalogue number 5267_01 to _32 for further details.

2. Shoalhaven Heads Town Centre - Planting Details



Typical Town Entry & Street Trees



Botanic Name: *Corymbia ficifolia* 'Baby Orange'

Botanic Name: *Corymbia ficifolia* 'Wildfire'



Botanic Name: *Corymbia ficifolia* 'Burgundy'



Botanic Name: *Corymbia ficifolia* 'Fairyfloss'



Botanic Name: *Corymbia ficifolia* 'Calypso'



Botanic Name: *Corymbia gummifera*
Common Name: Bloodwood



Botanic Name: *Corymbia ficifolia* 'Baby Scarlet'



Botanic Name: *Corymbia citriodora* 'Dwarf Pink'

2. Shoalhaven Heads Town Centre - Plant Palette



Typical Town Entry & Street Trees



Botanic Name: *Syzygium 'Mini Pilly'*
Common Name: Lillypilly



Botanic Name: *Lophostemon confertus*
Common Name: Brushbox



Botanic Name: *Syzygium leuhmannii*
Common Name: Small-leaf Lillypilly



Botanic Name: *Tristania 'Luscious'*



Botanic Name: *Cupaniopsis anacardioides*
Common Name: Tuckeroo



Botanic Name: *Elaeocarpus 'Ballerina'*
Common Name: Blueberry Ash



Botanic Name: *Backhousia citriodora*
Common Name: Lemon Scented Myrtle



Botanic Name: *Hibiscus tileaceus 'Rubra'*
Common Name: Cottonwood

2. Shoalhaven Heads Town Centre - Plant Palette



Typical Shrubs



Botanic Name: *Lomandra* 'Crackerjack'



Botanic Name: *Westringia* 'Aussie Box'



Botanic Name: *Correa* 'Dusky Bells'



Botanic Name: *Anigozanthus* 'Big Orange'



Botanic Name: *Anigozanthus* 'Big Red'



Botanic Name: *Anigozanthus* 'Yellow Gem'



Botanic Name: *Carex oshimensis* Everest



Botanic Name: *Carex oshimensis* Evergreen



Botanic Name: *Carex oshimensis* Everillo



Botanic Name: *Isolepis nodosa*



Botanic Name: *Xerochrysum* 'Orange Everlasting'



Botanic Name: *Carpobrotus glaucescens* 'Rambler'

2. Shoalhaven Heads Town Centre - Plant Palette





Dulux - Black (PN 2A9)




Dulux Powdercoat - French Blue (32725)




Dulux - Techno Green (P23G7)




Dulux - Extreme Red (PB1F5)



Dulux - Stella (P15H6)



Dulux - Boyzone (P35H4)



Dulux - Citrus Hit (PB1B8)

2. Shoalhaven Heads Town Centre - Colour Palette






Seating Type 1
Specification Information
Description: Mall Seat
Manufacturer: Street Furniture Australia @ .
Code: CMM1
Frame Colour: Powdercoated Black Satin Interpon 'Night Sky' GN121A.
Batten Colour: TBA.
Mounting: Surface mount. Paint all fixings black to match frame.



Bin Enclosure
Specification Information
Description: Frame Bin Enclosure
Manufacturer: Street Furniture Australia @ .
Code: WBE-F120
Frame Colour: TBA
Mounting: Surface mount.



Seating Type 2
Specification Information
Description: Mall Seat
Manufacturer: Street Furniture Australia @ .
Code: CMM107
Frame Colour: Powdercoated Black Satin Interpon 'Night Sky' GN121A.
Batten Colour: TBA.
Mounting: Surface mount. Paint all fixings black to match frame.



Bike Stand
Specification Information
Description: Spiral bike stand
Manufacturer: Street Furniture Australia @ .
Code: BST04
Frame Colour: TBA
Mounting: Surface mount.



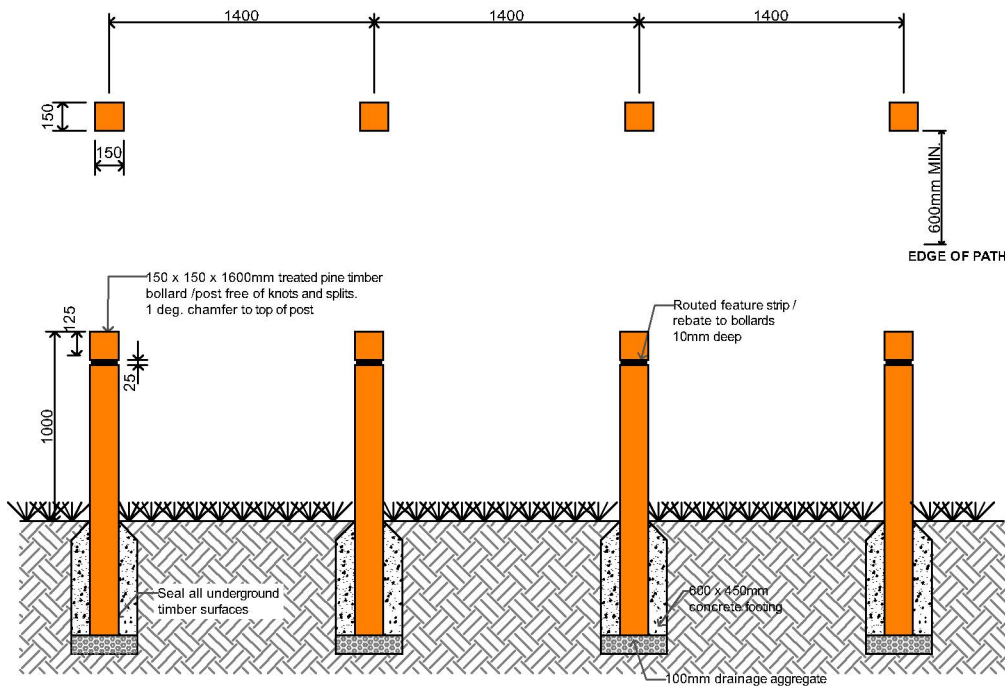
Seating Type 3
Specification Information
Description: Mall Slim Bench
Manufacturer: Street Furniture Australia @ .
Code: CMM8
Frame Colour: Powdercoated Black Satin Interpon 'Night Sky' GN121A.
Batten Colour: TBA.
Mounting: Surface mount. Paint all fixings black to match frame.



Picnic Setting
Specification Information
Description: Mall Setting
Manufacturer: Street Furniture Australia @ .
Code: CMM6
Frame Colour: Powdercoated Black Satin Interpon 'Night Sky' GN121A.
Batten Colour: TBA.
Mounting: Surface mount. Paint all fixings black to match frame.

2. Shoalhaven Heads Town Centre - Street Furniture





BOLLARD NOTES:

INSTALL BOLLARDS A MINIMUM DISTANCE OF 1m FROM EDGE OF PATHWAY.
 ALL CUT EDGES (INCLUDING ENDS OF POSTS) SHOULD BE RESEALED WITH PROTIUM RESEAL' PRIOR TO STAINING. COAT ALL TIMBER WITH WATTYL 'FORESTWOOD - SAGEBRUSH'. THE STAIN MUST BE AN OIL BASED PRODUCT TO ADHERE TO THE RESEAL RECOAT YEARLY TO MAINTAIN COLOUR

Typical Bollard Detail (Scale 1:40)



McIntosh Street

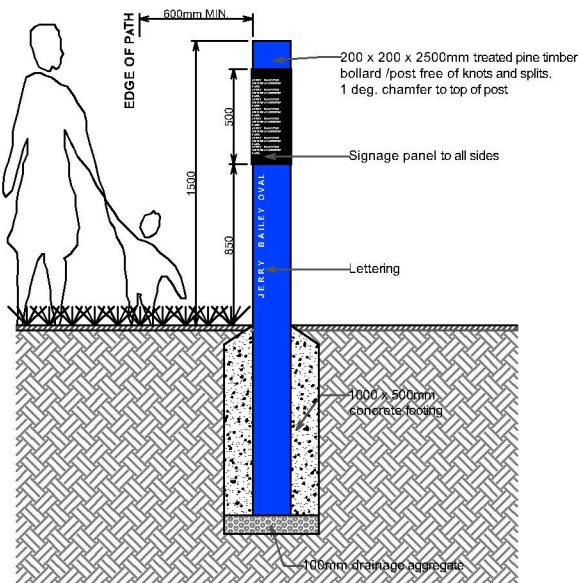


River Road

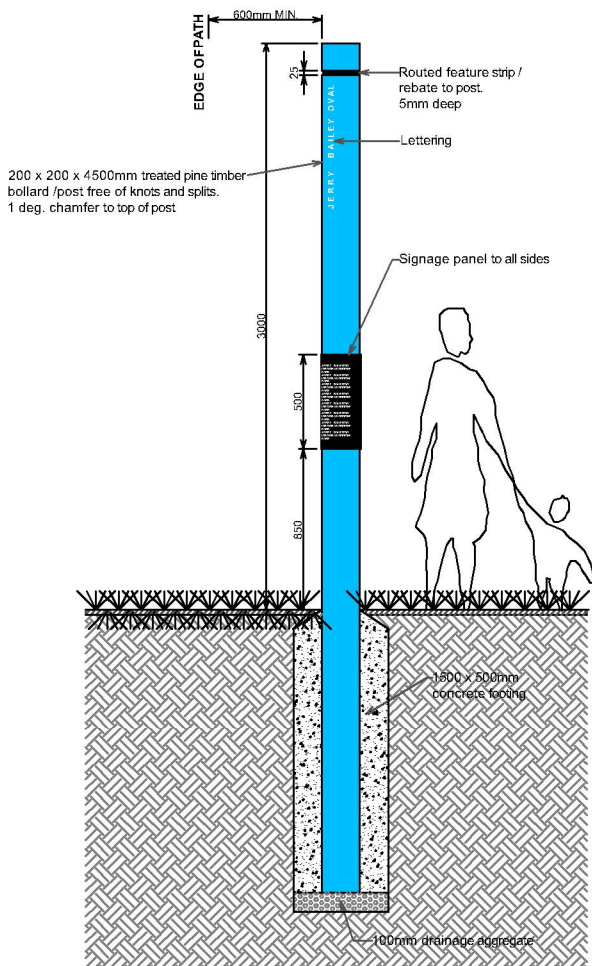
refer to SCC Drawing Catalogue number 5267_01 to _32 for further details.

2. Shoalhaven Heads Town Centre - Street Furniture

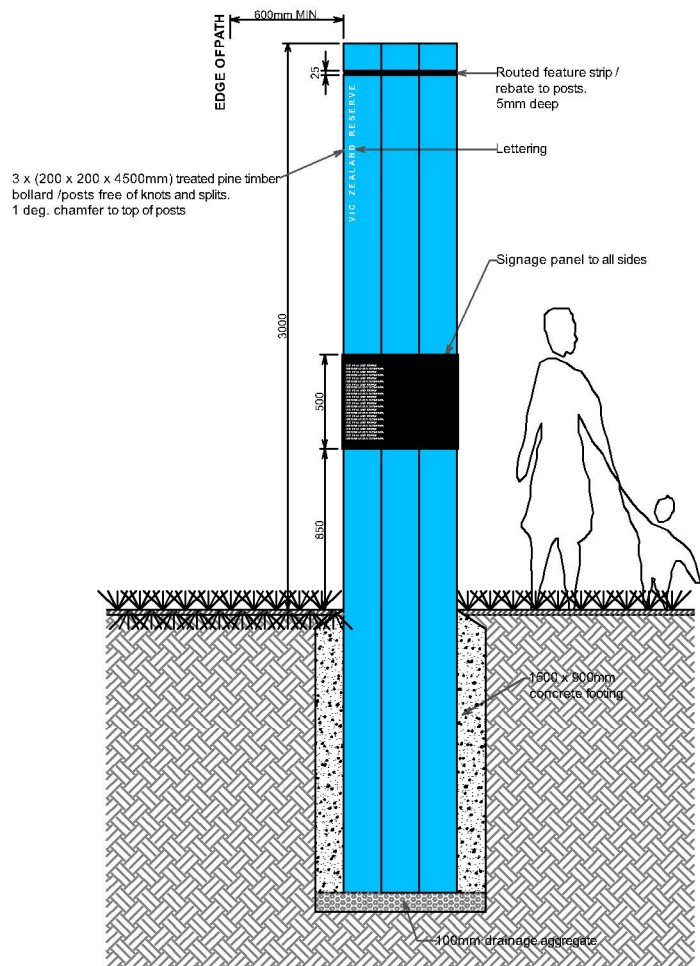




Typical Detail - Small Sign Post (Scale 1:40)



Typical Detail - Medium Sign Post (Scale 1:40)



Typical Detail - Large Sign Post (Scale 1:40)

refer to SCC Drawing Catalogue number 5267_01 to _32 for further details.

2. Shoalhaven Heads Town Centre - Street Furniture

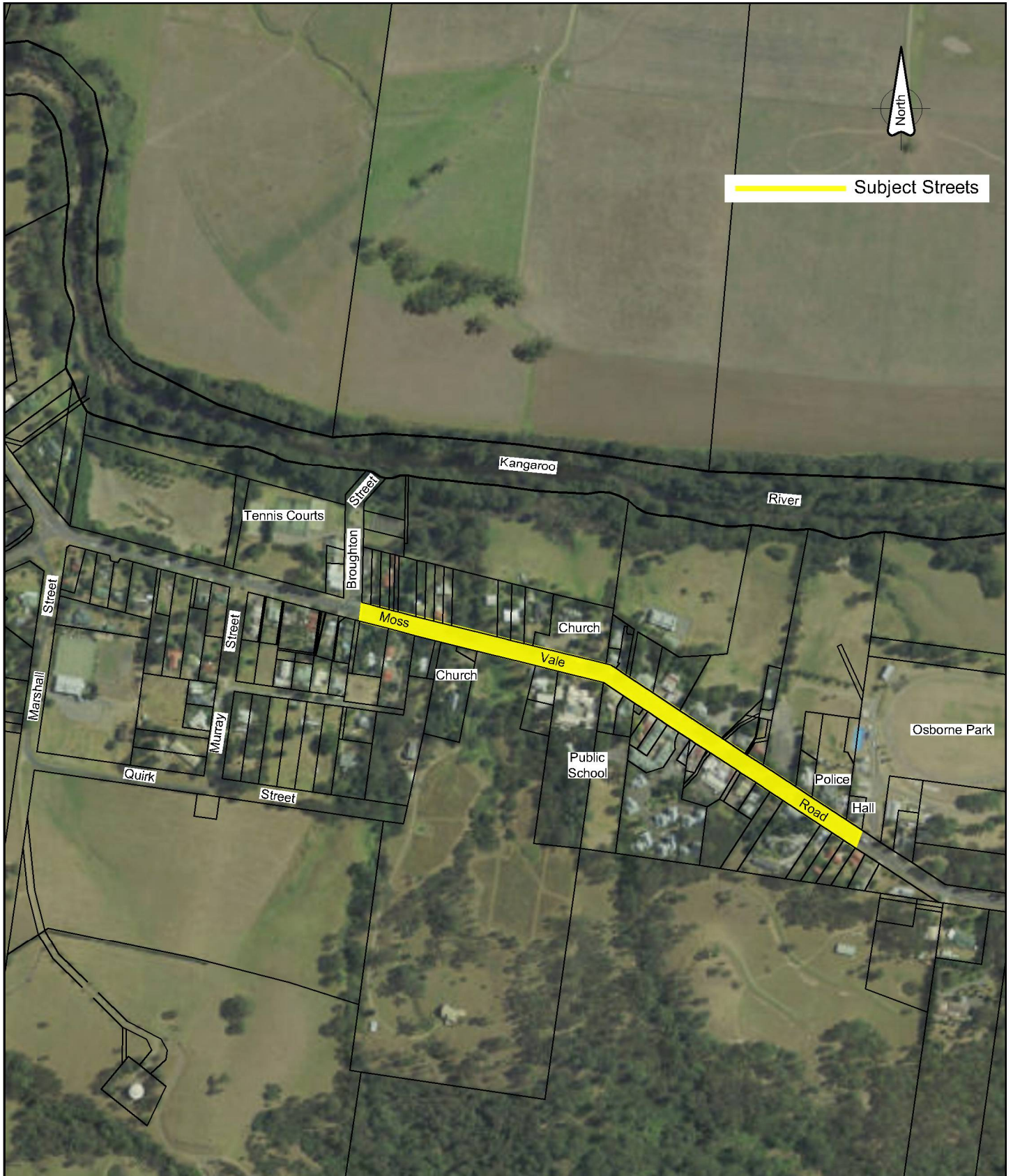


This page has been left blank intentionally.

2. Shoalhaven Heads Town Centre

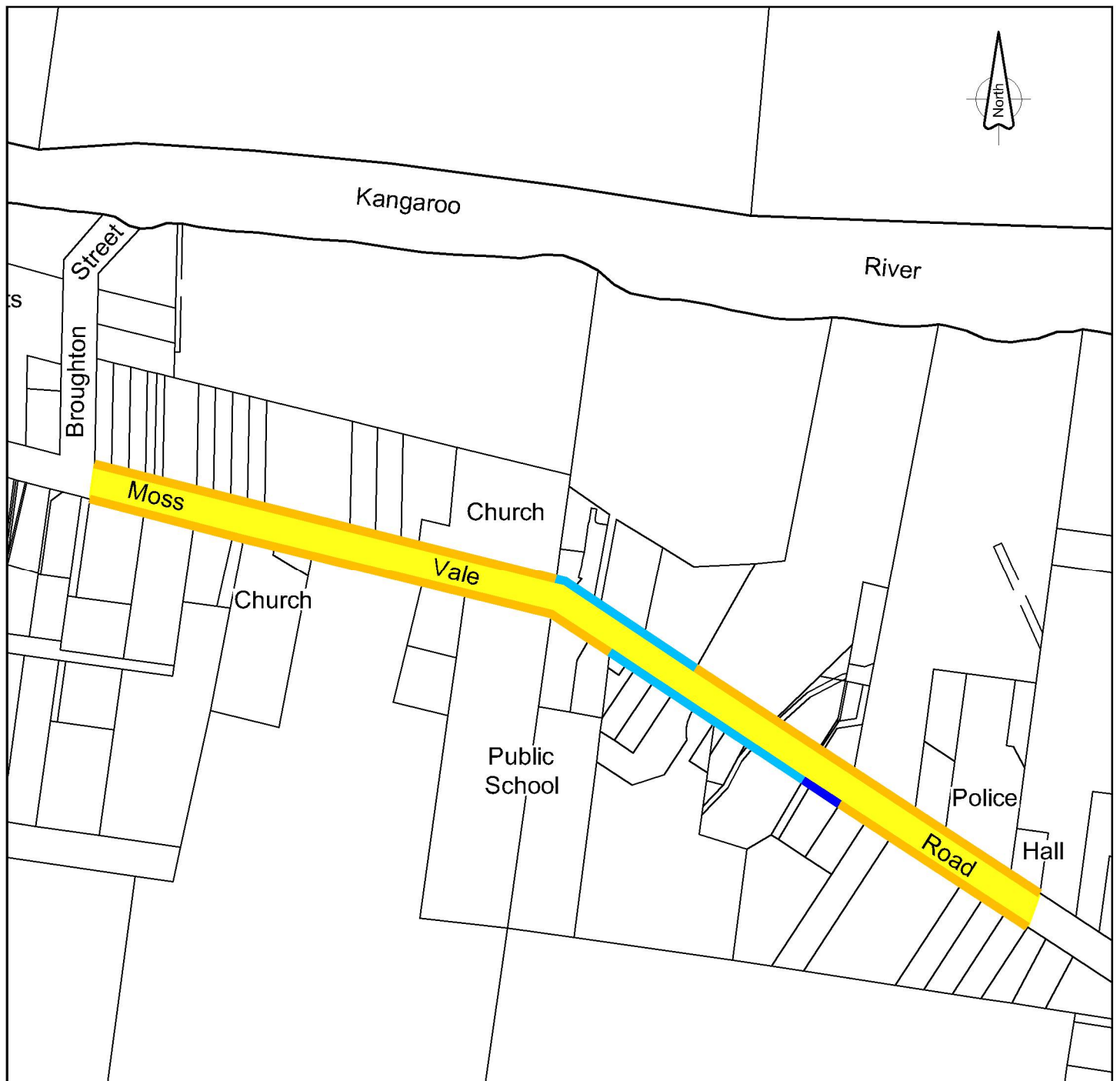


Nestled between the Cambewarra and Barrangarry Mountains, Kangaroo Valley is a charming village with a vibrant rural character and scenic beauty. Historic Kangaroo Valley is characterised by its colonial heritage, pastoral landscapes and popular rainforests and rivers.







3. Kangaroo Valley Town Centre - Map of Subject Streets





Legend

-  Subject Streets.
-  **Type 1** - full width brick paver **footpath** (with **brick header course** decorative margins).
-  **Type 2** - part width brick paver **pathway** (with **brick header course** decorative margins).
-  **Type 3** - part width concrete **pathway** (full depth **concrete oxide** with decorative stencils).

Refer to 'Kangaroo Valley Town Centre - Footpath & Pathway Types' for more details..

3. Kangaroo Valley Town Centre - Footpath & Pathway Plan



Definitions:

"Footpath" refers to full width areas of pavement on the road reserve between the property boundary and the street kerb and gutter.

"Pathway" refers to part width areas (various widths) of pavement on the road reserve between the property boundary and the street kerb and gutter.



Moss Vale Road



Moss Vale Road

Type 1 - (Footpath)

Full width **brick pavers** with brick header course decorative margins.

- Brick pavers laid in stretcher bond pattern 'PGH' "Black & Tan" 230 x 115 x 50mm thick pavers.
- Brick header course 'PGH' "Black & Tan" 230 x 115 x 50mm thick pavers.

Type 2 - (Pathway)

Part width **brick pavers** with brick header course decorative margins.

- Brick pavers laid in stretcher bond pattern 'PGH' "Black & Tan" 230 x 115 x 50mm thick pavers.
- Brick header course 'PGH' "Black & Tan" 230 x 115 x 50mm thick pavers.



Moss Vale Road



Moss Vale Road (northern side of street only)

Type 3 - (Pathway)

Part width, **full depth concrete oxide** (with decorative stencils on northern side of street only).

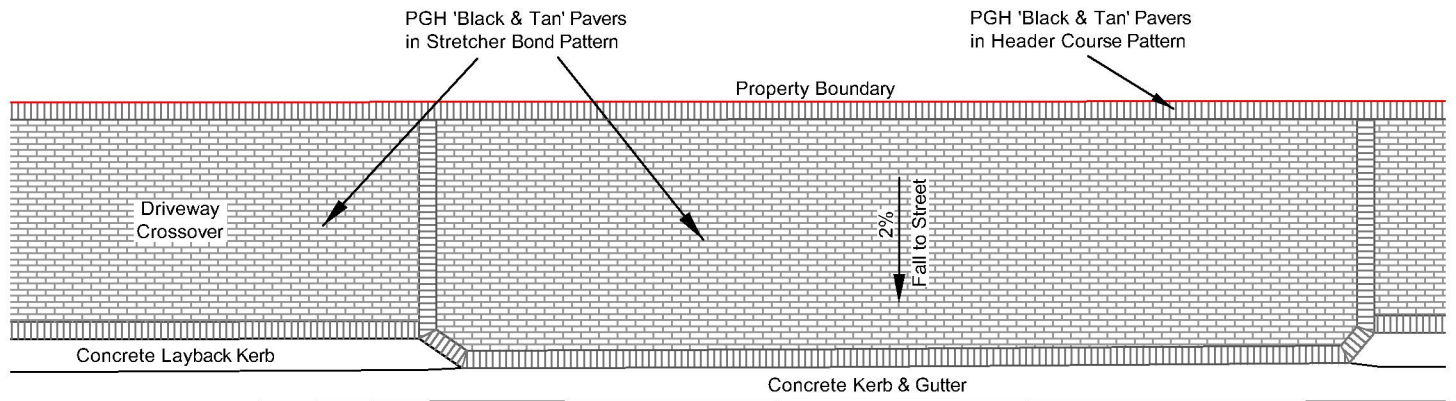
- Concrete (32mpa) with full depth 'Colormix' "Sandstone". Broom R10 non-slip finish. Seal concrete with 'Klen' "Tuscan Seal".

Note:

All existing brick paver footpaths and pathways shall be retained if deemed, by Council, to be in good condition. Refer to 'Kangaroo Valley Town Centre - Footpath & Pathway Plan' for designated locations.

3. Kangaroo Valley Town Centre - Footpath & Pathway Types

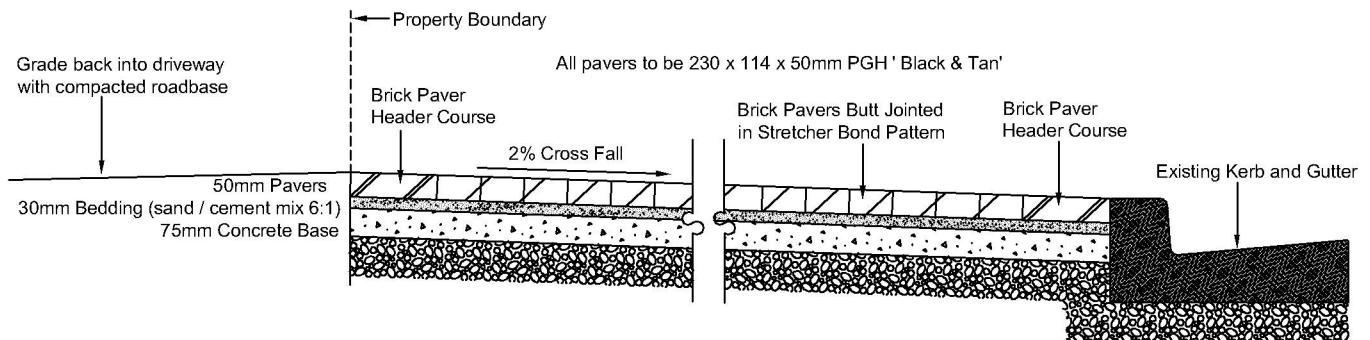
Brick Pavers with Brick Header Course - Type 1 Footpaths & Type 2 Pathways




Typical Plan

Note:

- If necessary, distribute variations in hue, colour, or pattern uniformly, by mixing pavers or paving batches before laying.
- Set out pavers to give uniform joint widths to match existing or no greater than 3 to 5mm.
- Full width footpaths to have full pavers at back of kerb with any necessary cuts at the building line or edge of building.
- If margins less than half paver width are unavoidable, locate the cut pavers where they are least conspicuous.
- Cut pavers less than 25% of a full paver shall not be used.
- Pattern alignment tolerance of 2 to 3mm maximum.
- Use well-graded washed river sand, 'Pavelock' or approved equivalent joint filling sand.




Typical Section - Stretcher Bond Pattern



PGH 'Black & Tan' Paver Surface Finish (stretcher bond pattern)

Specification Information
PGH 'Black & Tan' pavers.
Code: 230 x 115 x 50mm thick in stretcher pattern.



PGH 'Black & Tan' Paver Surface Finish (header course pattern)

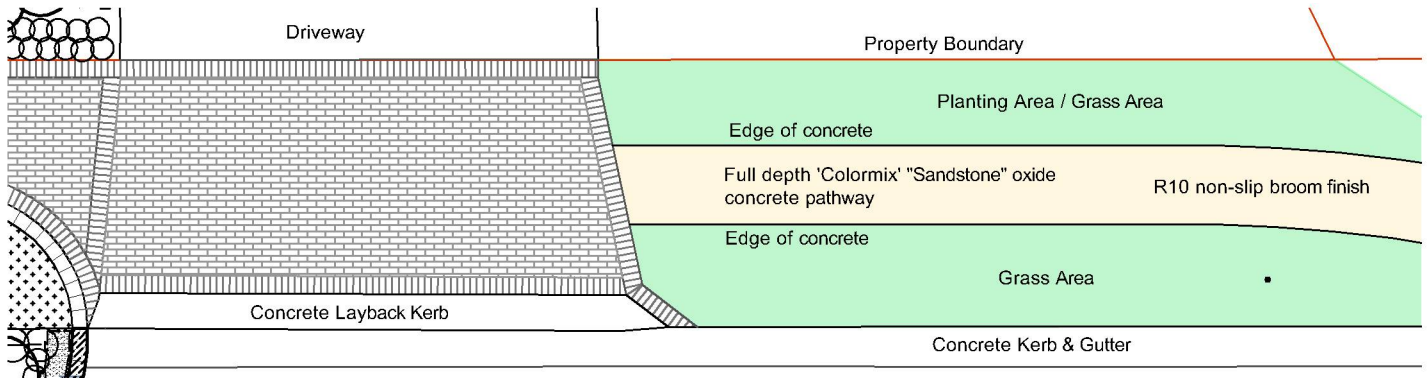
Specification Information
PGH 'Black & Tan'.
Code: 230 x 115 x 50mm 'Regal Tan' in header course pattern.

Refer to SCC Drawing Catalogue number 2758_01 to _09 for further details.

3. Kangaroo Valley Town Centre - Footpath & Pathway Details



Coloured Concrete - Type 3 Pathways



Typical Plan

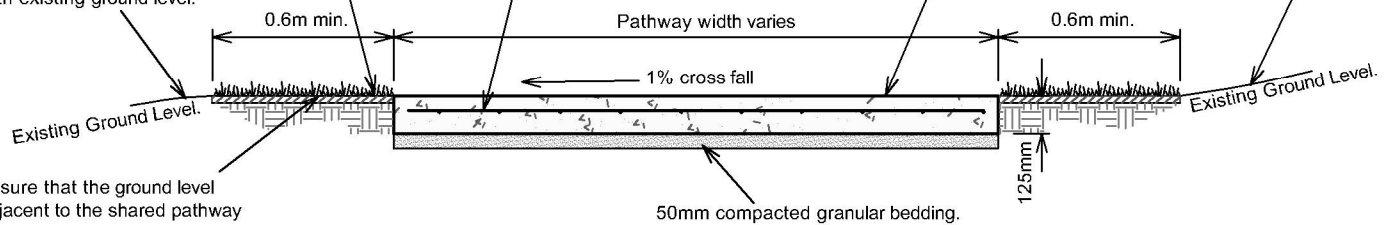
Disturbed areas along edge of pathway to be backfilled with min. 100mm topsoil and seeded using identical species to existing grass. Topsoil is to finish flush with edge of pathway & blend evenly with surrounding grass areas. Max slope of topsoil 1:4.

Provide one layer of SL72 mesh centrally placed & continuously lapped. Ensure reinforcing lapped splice is achieved. Mesh must be placed so that the two outermost wires on the top sheet overlaps the two outermost wires on the bottom sheet.

Exposed aggregate coloured concrete pathway. Full depth coloured oxide as specified.

Provide 1: 5 batter to merge with existing ground level.

Provide 1: 5 batter to merge with existing ground level.



Typical Section

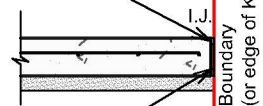
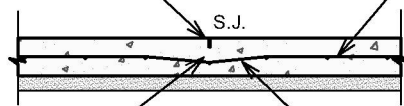
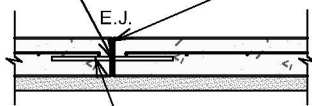
Ensure that the ground level adjacent to the shared pathway remains even & flush with the concrete surface for a minimum distance of 600mm.

Expansion joint 10mm wide. Filled with compressible filler at a minimum of 6m intervals.

Seal with approved 20mm deep silicon or polyurethane sealant ('Sikaflex'® 'Sandstone').

30mm deep x 3mm wide sawcut SL72 reinforcing

Seal with approved 20mm deep silicon or polyurethane sealant ('Sikaflex'® 'Sandstone').



Dowel Galvanised and fixed. Centrally located. 300 long at 300 centres. Dowels must be supported in a way that no steel crosses the joint except for the dowel.

50mm min. cover from sawcut to reinforcement


Every second bar of mesh to be cut under the sawcut joint

Isolation joint 10mm wide. Filled with compressible filler material.

Typical Expansion Joint (E.J.)

Typical Sawcut Joint (S.J.)

Typical Isolation Joint (I.J.)



Concrete Oxide Surface Finish

Refer to SCC Drawing Catalogue number 2758_01 to _09 for further details.

Typical notes:

Concrete 32mpa concrete (due to colour)
Provide full depth colour oxide 'Colormix' 'Sandstone' Concrete.

Seal concrete with 'Klen' 'Tuscan Seal'.

Ensure minimum slip resistance of R10 is achieved.

Finish concrete flush with adjoining surfaces.

Provide expansion joints at 6m intervals or as indicated on plans. Use 'Connolly' Expansion Joint with dowel sleeves.

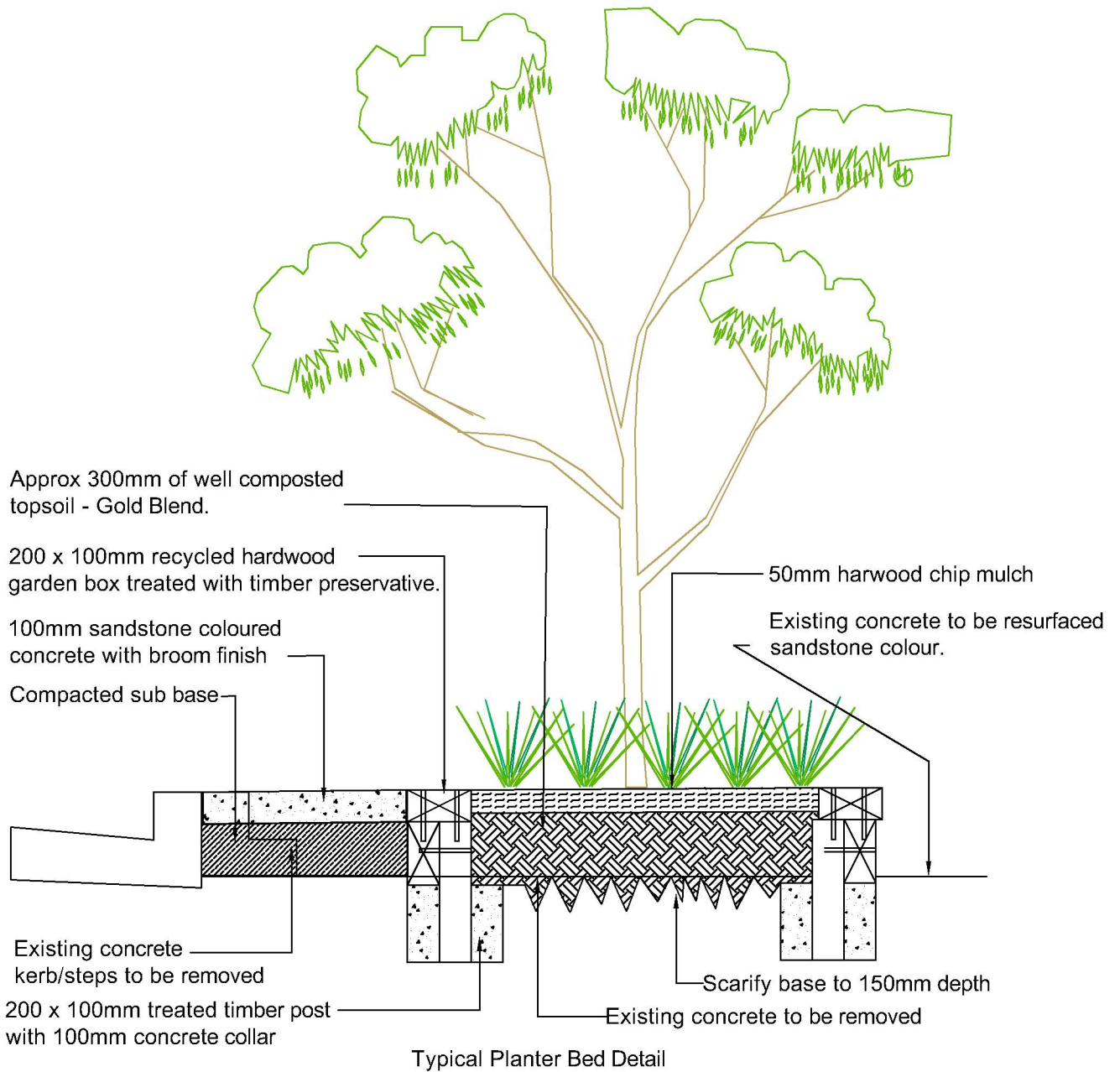
Provide sawcuts joints at intervals determined by Council Engineers.

Typically 1% cross falls or as indicated on plans / cross section.

All dimensions are in millimeters unless noted otherwise.

3. Kangaroo Valley Town Centre - Footpath & Pathway Details





Refer to SCC Drawing Catalogue number 2758_01 to _09 for further details.

3. Kangaroo Valley Town Centre - Planting Details



Typical Town Entry & Street Trees



Botanic Name: *Malus floribunda*
Common Name: Crabapple



Botanic Name: *Toona ciliata* - Red Cedar
Common Name: Red Cedar



Botanic Name: *Elaeocarpus reticulatus*
Common Name: Blueberry Ash



Botanic Name: *Tristania* 'Luscious'



Botanic Name: *Brachychiton acerifolius*
Common Name: Illawarra flame tree



Botanic Name: *Lagerstromia indica* 'Tuscarora'
Common Name: Crepe Myrtle

3. Kangaroo Valley Town Centre - Plant Palette




Typical Shrubs



Botanic Name: *Hemerocallis*
Common Name: Hybrid yellow daylilly



Botanic Name: *Dianella tasmanica* 'Tas Red'



Botanic Name: *Baeckea virgata nana*
Common Name: Dwarf baeckea



Botanic Name: *Clivia miniata*
Common Name: Bush lily



Botanic Name: *Correa hybrid* Pulchella
Common Name: Correa 'Dusky Bells'



Botanic Name: *Thryptomene saxicola*
Common Name: Rock thryptomene



Botanic Name: *Scaevola aemula* 'Purple fanfare'
Common Name: Fairy fanflower



Botanic Name: *Pachysandra terminalis*
Common Name: Japanese spurge



Botanic Name: *Tibochina* 'Jules'



Botanic Name: *Austromyrtus* 'Blushing Beauty'



Botanic Name: *Pelargonium* 'Big Red'
Common Name: Geranium 'Big Red'




Botanic Name: *Anigozanthos* 'Ruby Red'

3. Kangaroo Valley Town Centre - Plant Palette






AS2700 'Claret' (R55)
 - Timber seat battens (semi gloss)
 - Garbage bin enclosure - corner posts (low sheen)



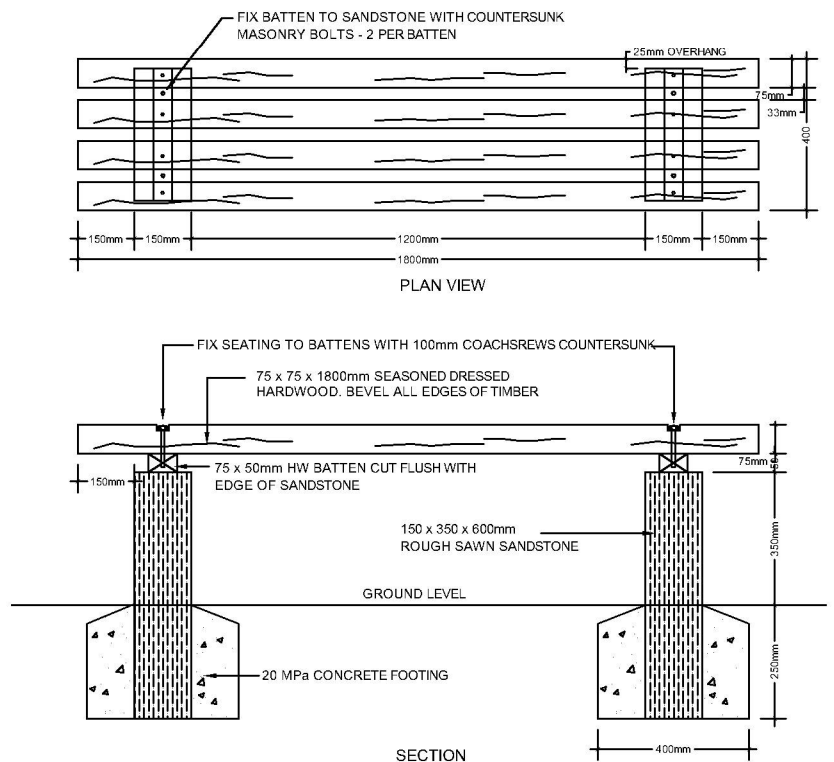
AS2700 'Sugar Cane' (Y62)
 - Garbage bin enclosure - mini orb infill (low sheen)



AS2700 'Black' (N61)
 - Handrails (semi gloss)

3. Kangaroo Valley Town Centre - Colour Palette





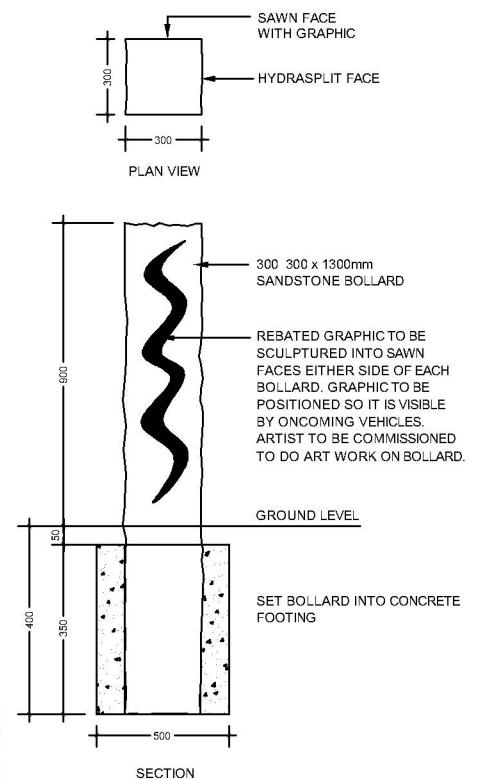
Timber & Sandstone Bench Seat Detail



Moss Vale Road



Moss Vale Road



Sandstone Bollard Detail

Refer to SCC Drawing Catalogue number 2758_01 to _09 for further details.

3. Kangaroo Valley Town Centre - Street Furniture



Bin Enclosure

Specification Information

Manufacturer: Street Furniture Australia.

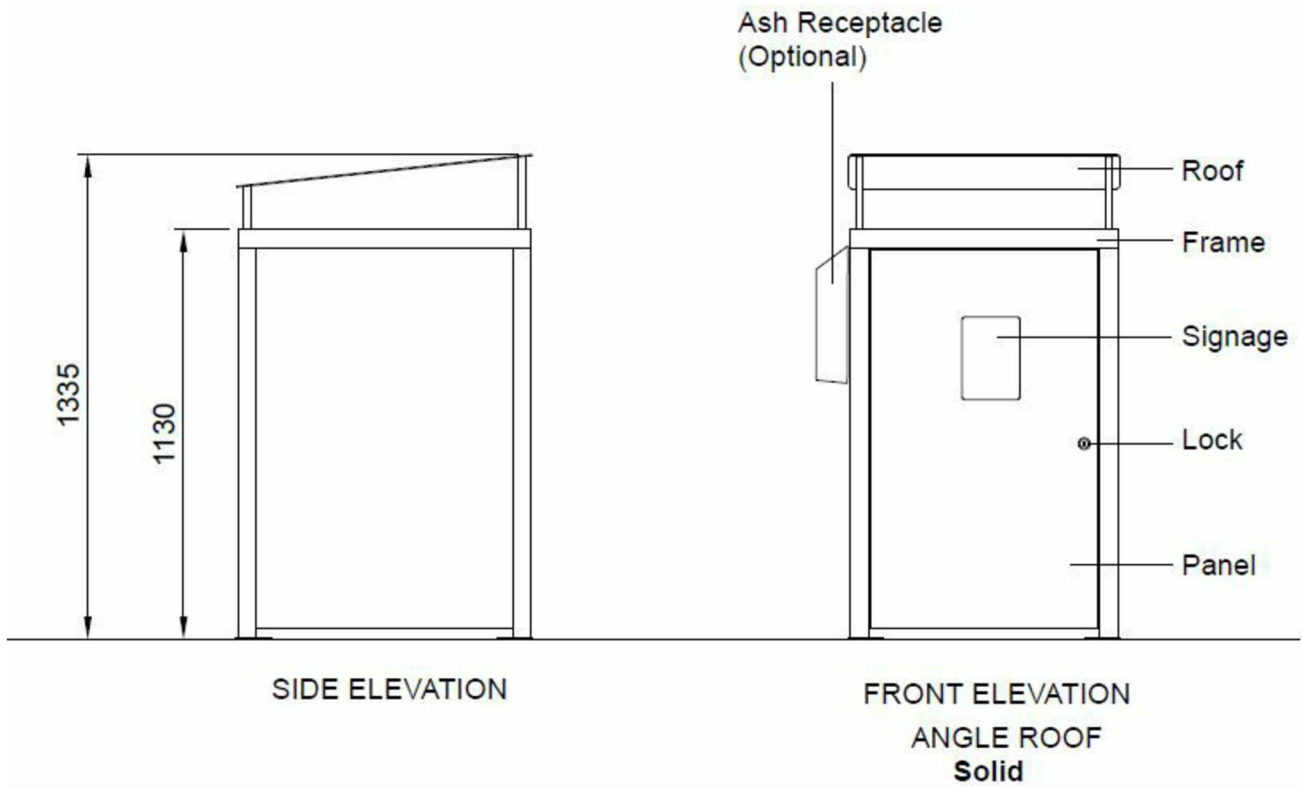
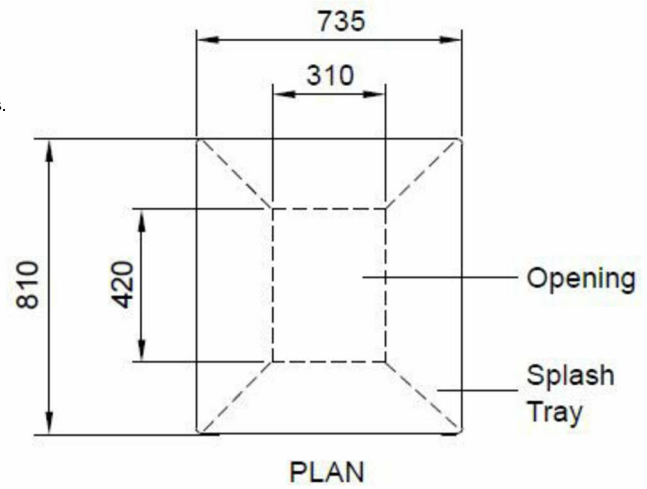
Description: Frame Bin Enclosure with Angled Roof and Mini Orb Panels.

Code: WBE-F240 SCC Custom 240L

Frame Colour: Dulux Powdercoat 'Claret' frame.

Infill Colour: Dulux Powdercoat 'Sugar Cane' panels.

Mounting: Surface mounted.



Bin Enclosure Detail

Refer to SCC Drawing Catalogue number 2758_01 to _09 for further details.

3. Kangaroo Valley Town Centre - Street Furniture

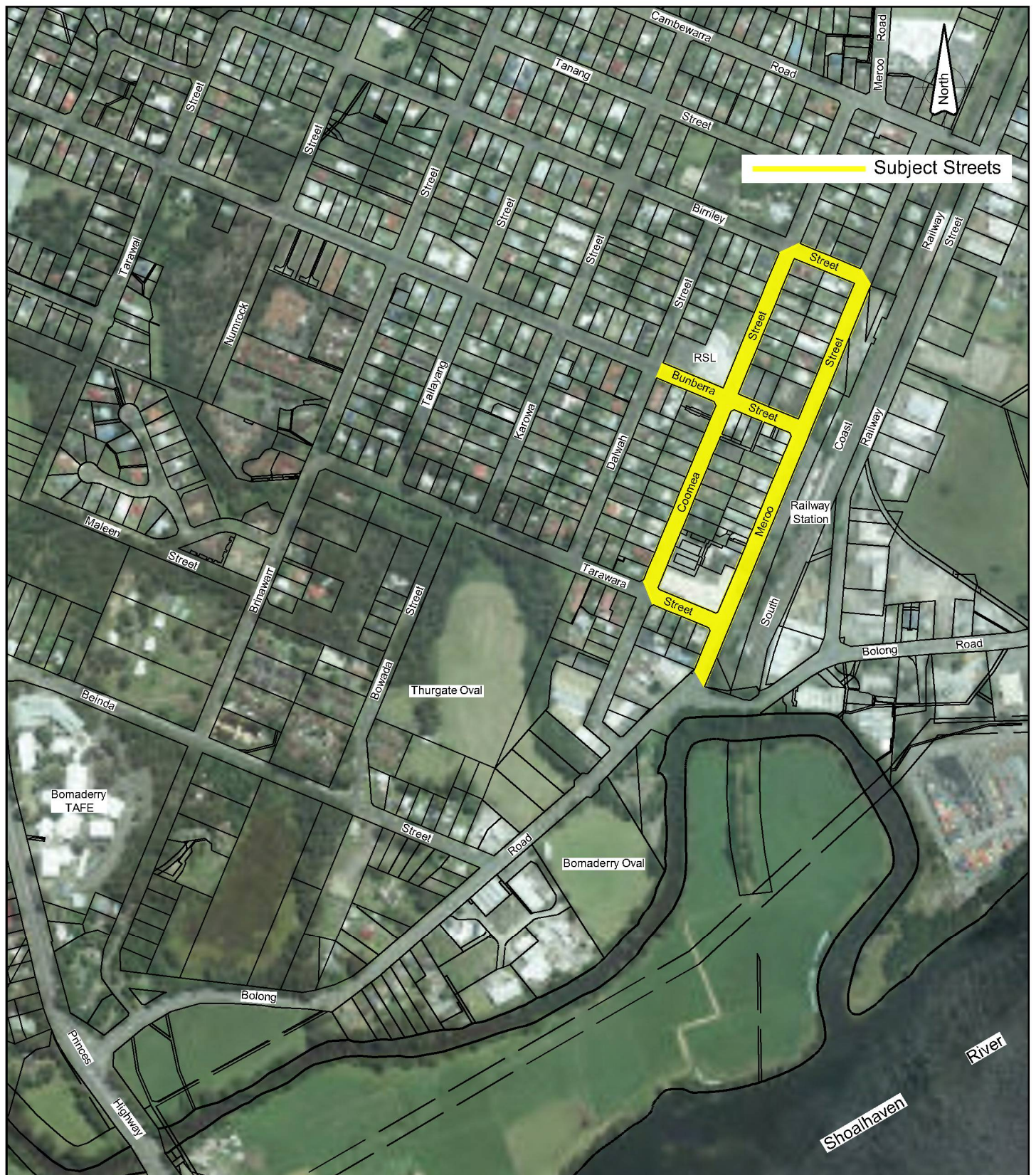


This page has been left blank intentionally.

3. Kangaroo Valley Town Centre

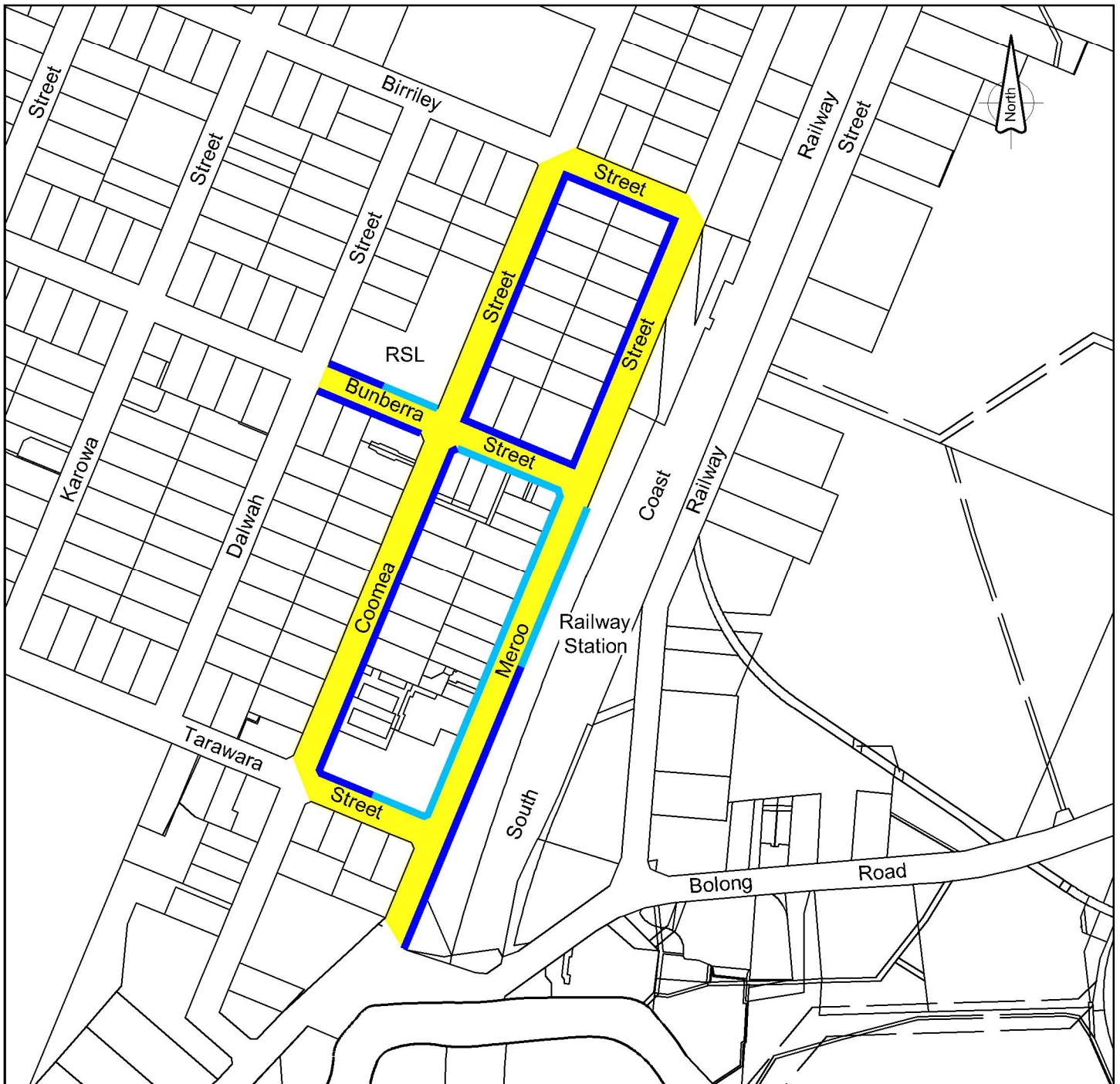


Built with a focus on the heritage train station, Bomaderry is an active town centre that services the local residents and workers. Its rich heritage is associated with the railway station and yard group as an important terminus and connector with Sydney, and for its relationship with the development of Bomaderry and Nowra, including the development of local industry. Bomaderry is characterised by large, shady trees; defined street edges; and artistic murals that commemorate the Waratah March.



4. Bomaderry Town Centre - Map of Subject Streets





Legend

- Subject Streets.
- Type 1** - full width concrete **footpath** (full depth concrete oxide with exposed aggregate and decorative margins).
- Type 2** - part width concrete **footpath** (full depth concrete oxide with exposed aggregate).

Refer to 'Bomaderry Town Centre - Footpath & Pathway Types' for more details..

4. Bomaderry Town Centre - Footpath & Pathway Plan



Definitions:

"Footpath" refers to full width areas of pavement on the road reserve between the property boundary and the street kerb and gutter.

"Pathway" refers to part width areas (various widths) of pavement on the road reserve between the property boundary and the street kerb and gutter.



Type 1 - (Footpath)

Full width, **exposed aggregate and full depth concrete oxide** with masonry paver decorative margins.

- Concrete (32mpa) with 20mm "Burrier Gravel" aggregate "Fancipants Mix" by 'Eziway Concrete' and full depth 'Colormix' "Charcoal" oxide. R10 non-slip finish. Seal concrete with 'Klen' "Tuscan Seal".
- Decorative margins 'Adbri' "Havenbrick" Charcoal masonry pavers.

Type 2 - (Pathway)

Part width, **exposed aggregate and full depth concrete oxide**.

- Concrete (32mpa) with 20mm "Burrier Gravel" aggregate "Fancipants Mix" by 'Eziway Concrete' and full depth 'Colormix' "Charcoal" oxide. R10 non-slip finish. Seal concrete with 'Klen' "Tuscan Seal".



Brick Paver Decorative Margins

'Adbri' "Havenbrick" Charcoal masonry paver
(200 x 100 x 50mm)



Exposed Aggregate Coloured Concrete

"Colormix" "Charcoal" full depth oxide

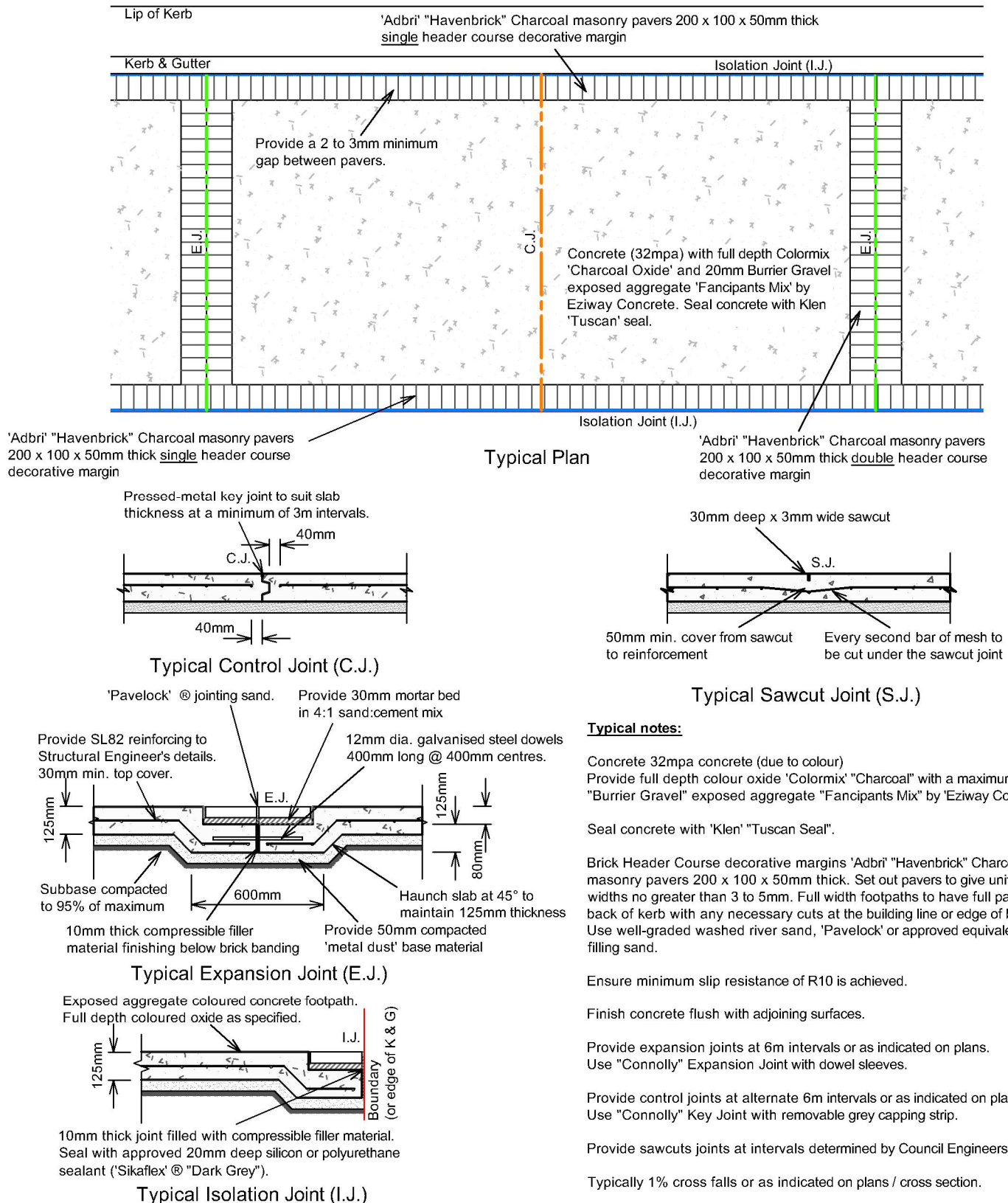
Note:

Refer to 'Bomaderry Town Centre - Footpath & Pathway Details' - for existing brick paver footpaths and pathways **maintenance & repair** details.
Refer to 'Bomaderry Town Centre - Footpath & Pathway Plan' for designated locations.

4. Bomaderry Town Centre - Footpath & Pathway Types



Exposed Aggregate Coloured Concrete with Decorative Margins - Type 1 Footpaths



Typical notes:

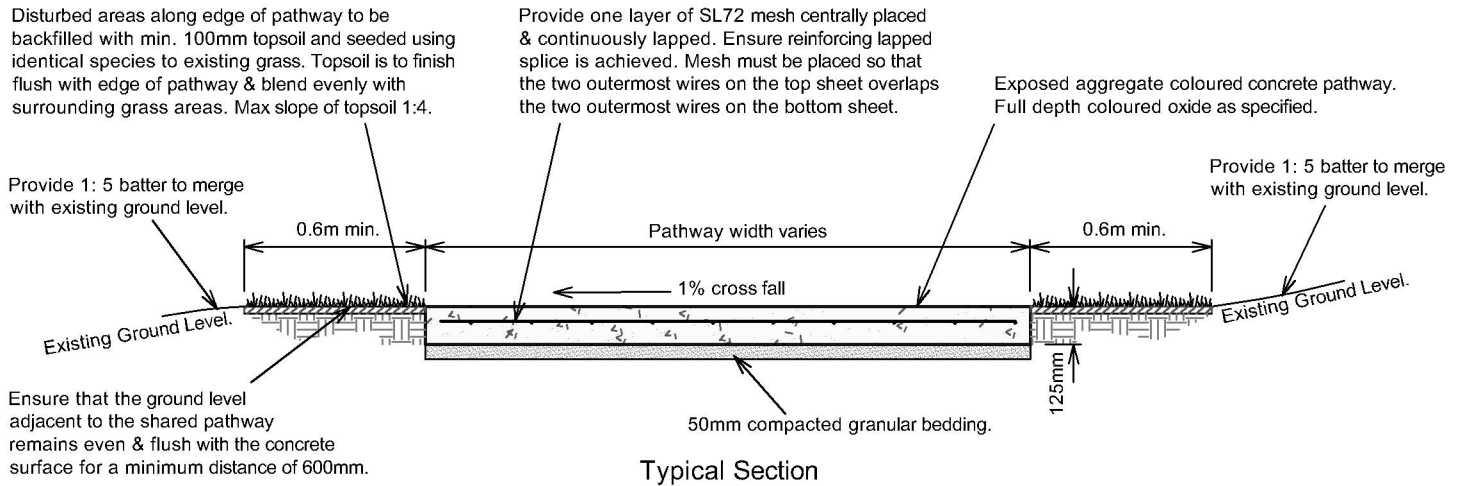
- Concrete 32mpa concrete (due to colour)
- Provide full depth colour oxide 'Colormix' "Charcoal" with a maximum 20mm "Burrier Gravel" exposed aggregate "Fancipants Mix" by 'Eziway Concrete'.
- Seal concrete with 'Klen' "Tuscan Seal".
- Brick Header Course decorative margins 'Adbri' "Havenbrick" Charcoal masonry pavers 200 x 100 x 50mm thick. Set out pavers to give uniform joint widths no greater than 3 to 5mm. Full width footpaths to have full pavers at back of kerb with any necessary cuts at the building line or edge of building. Use well-graded washed river sand, 'Pavelock' or approved equivalent joint filling sand.
- Ensure minimum slip resistance of R10 is achieved.
- Finish concrete flush with adjoining surfaces.
- Provide expansion joints at 6m intervals or as indicated on plans. Use "Connolly" Expansion Joint with dowel sleeves.
- Provide control joints at alternate 6m intervals or as indicated on plans. Use "Connolly" Key Joint with removable grey capping strip.
- Provide sawcuts joints at intervals determined by Council Engineers.
- Typically 1% cross falls or as indicated on plans / cross section.
- All dimensions are in millimeters unless noted otherwise.

Refer to 'Bomaderry Town Centre - Footpath & Pathway Plan' for designated locations.

4. Bomaderry Town Centre - Footpath & Pathway Details



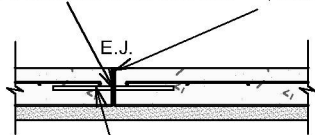
Exposed Aggregate Coloured Concrete - Type 2 Pathways



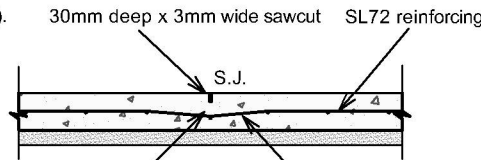
Expansion joint 10mm wide. Filled with compressible filler at a minimum of 6m intervals.

Seal with approved 20mm deep silicon or polyurethane sealant ('Sikaflex'® "Dark Grey").

Seal with approved 20mm deep silicon or polyurethane sealant ('Sikaflex'® "Dark Grey").



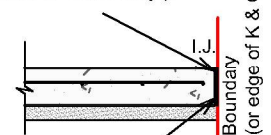
Dowel Galvanised and fixed. Centrally located. 300 long at 300 centres. Dowels must be supported in a way that no steel crosses the joint except for the dowel.



50mm min. cover from sawcut to reinforcement

Every second bar of mesh to be cut under the sawcut joint

Typical Sawcut Joint (S.J.)



Isolation joint 10mm wide. Filled with compressible filler material.

Typical Isolation Joint (I.J.)

Typical Expansion Joint (E.J.)

Typical notes:

Concrete 32mpa concrete (due to colour)
Provide full depth colour oxide 'Colormix' "Charcoal" with a maximum 20mm "Burrier Gravel" exposed aggregate "Fancipants Mix" by 'Eziway Concrete'.

Seal concrete with 'Klen' "Tuscan Seal".

Ensure minimum slip resistance of R10 is achieved.

Finish concrete flush with adjoining surfaces.

Provide expansion joints at 6m intervals or as indicated on plans.
Use "Connolly" Expansion Joint with dowel sleeves.

Provide sawcuts joints at intervals determined by Council Engineers.

Typically 1% cross falls or as indicated on plans / cross section.

All dimensions are in millimeters unless noted otherwise.

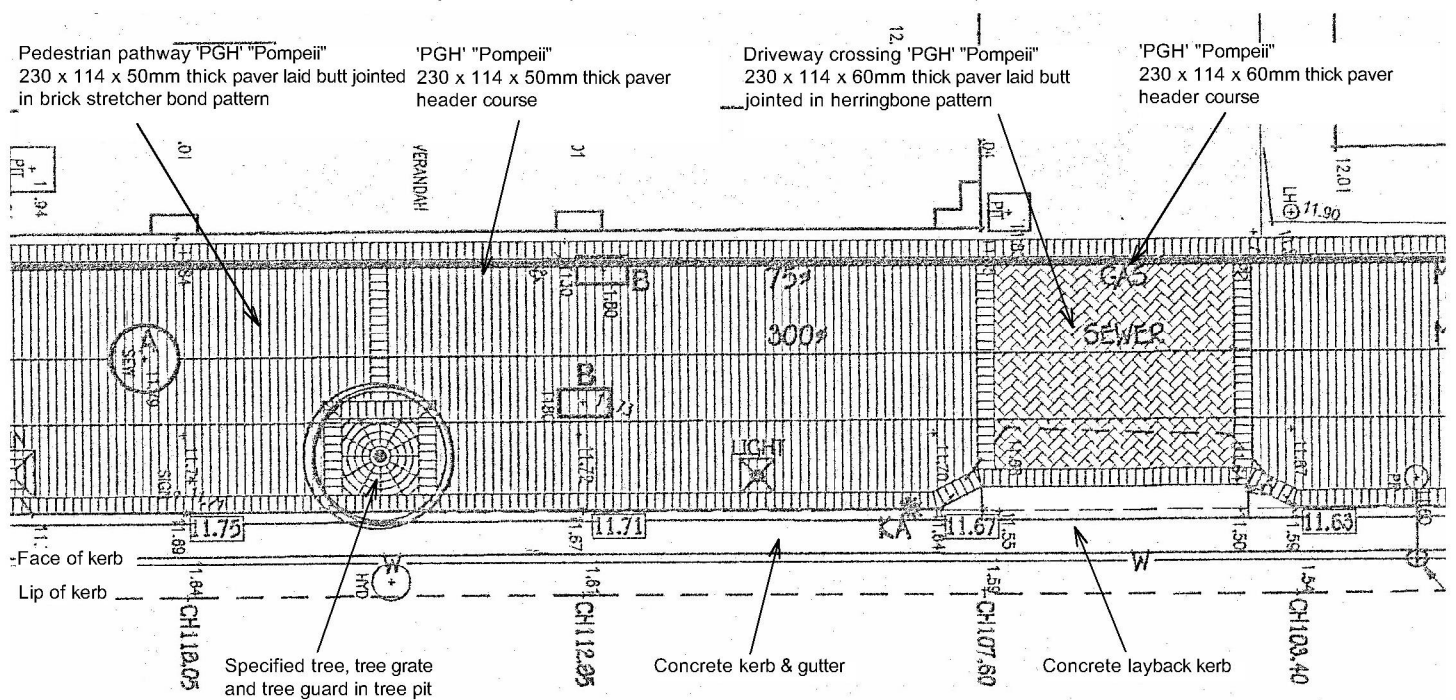
Refer to 'Bomaderry Town Centre - Footpath & Pathway Plan' for designated locations.

4. Bomaderry Town Centre - Footpath & Pathway Details



Brick Pavers with Brick Header Course

Note: for maintenance & repair only of existing brick paver footpaths and pathways.




Typical Plan - Existing Footpath



Pedestrian pavement
'PGH' 'Pompeii' Surface Finish

Specification Information
Pedestrian pavement
'PGH' 'Pompeii' pavers.
Code: 230 x 114 x 50mm thick in stretcher bond pattern.

Header course 'PGH' 'Pompeii'.
230 x 114 x 50mm thick.



Driveway crossing
'PGH' 'Pompeii' Surface Finish

Specification Information
Driveway crossing
'PGH' 'Pompeii' pavers.
Code: 230 x 114 x 60mm thick in herringbone pattern.

Header course 'PGH' 'Pompeii'.
230 x 114 x 60mm thick.

Note:

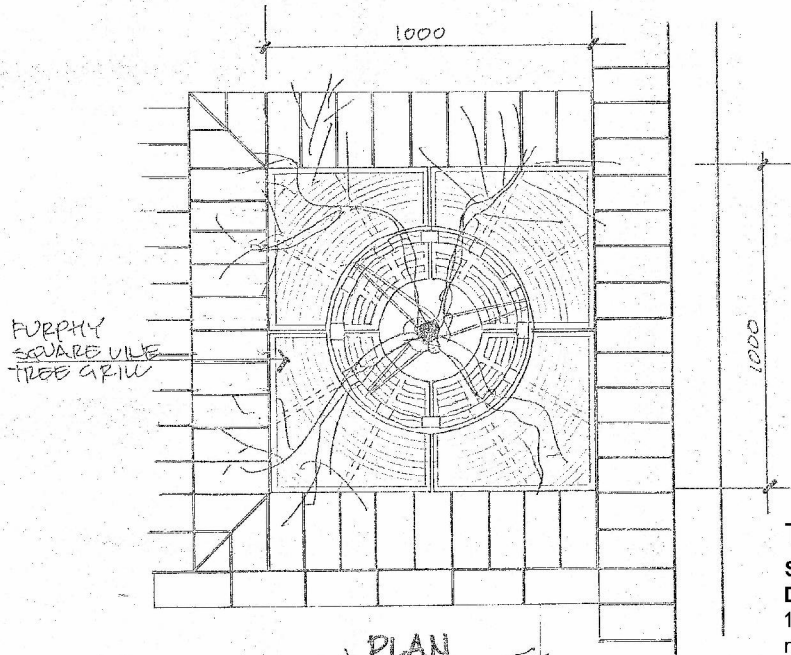
- If necessary, distribute variations in hue, colour, or pattern uniformly, by mixing pavers or paving batches before laying.
- Set out pavers to give uniform joint widths to match existing or no greater than 3 to 5mm.
- Full width footpaths to have full pavers at back of kerb with any necessary cuts at the building line or edge of building.
- If margins less than half paver width are unavoidable, locate the cut pavers where they are least conspicuous.
- Cut pavers less than 25% of a full paver shall not be used.
- Pattern alignment tolerance of 2 to 3mm maximum.
- Use well-graded washed river sand, 'Pavelock' or approved equivalent joint filling sand.

Refer to SCC Drawing Catalogue number 2724_01 to _07 for further details.

4. Bomaderry Town Centre - Footpath & Pathway Details



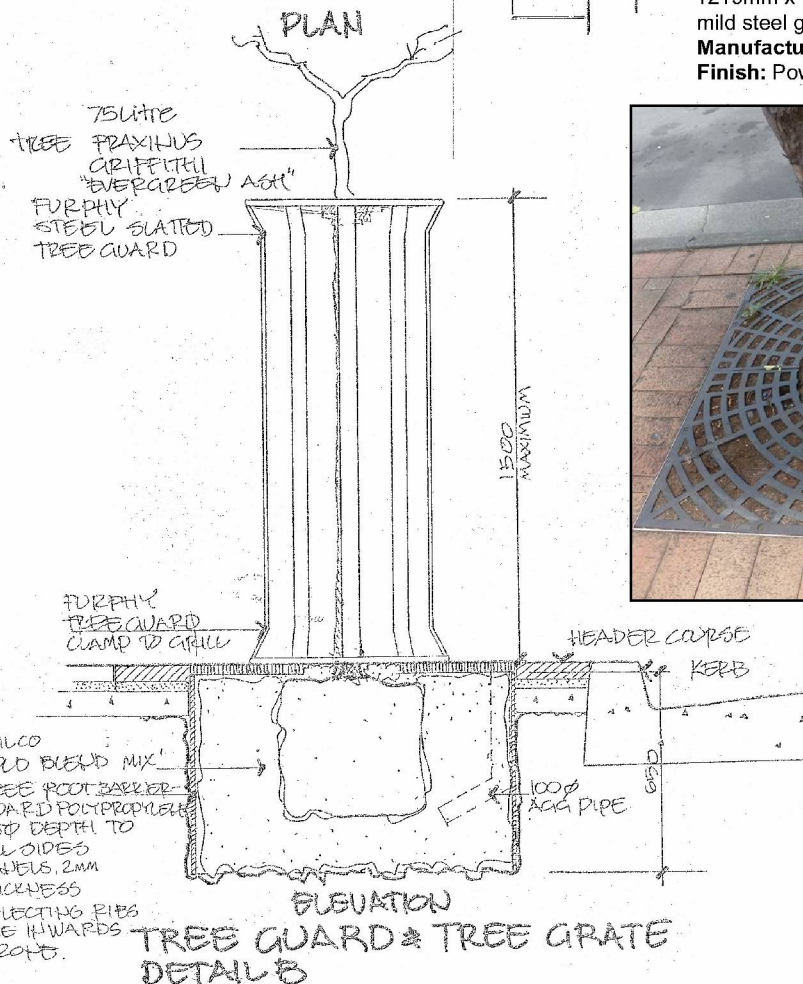
Typical Street Tree Planting



Tree Grate

Specification Information

Description: Square Line Tree Grate
1219mm x 1219mm cast aluminium tree grate in mild steel galvanised frame with positioning lugs.
Manufacturer: Furphy Foundry.
Finish: Powdercoat or Mill Finish



Refer to SCC Drawing Catalogue number 2724_01 to _07 for further details.

4. Bomaderry Town Centre - Planting Details



Typical Town Entry / Street Trees



Botanic Name: *Jacaranda mimosifolia*
Common Name: Jacaranda



Botanic Name: *Pyrus calleryana* 'Redspire'
Common Name: Red Spire Pear



Botanic Name: *Brachychiton acerifolius*
Common Name: Illawarra flame tree



Botanic Name: *Toona ciliata* - Red Cedar
Common Name: Red Cedar



Botanic Name: *Eucalyptus* 'Summer Red'
Common Name: Flowering Gum Tree



Botanic Name: *Tristania* 'Luscious'



Botanic Name: *Lagerstromia indica* 'Tuscarora'
Common Name: Crepe Myrtle



Botanic Name: *Koelreutaria paniculata*
Common Name: Golden rain tree

4. Bomaderry Town Centre - Plant Palette



Typical Shrubs



Botanic Name: *Doryanthes excelsa*
Common Name: Gynea lily



Botanic Name: *Nandina 'Golf Stream'*
Common Name: Nandina



Botanic Name: *Trachelospermum jasminoides*
Common Name: Star jasmine



Botanic Name: *Dianella tasmanica 'Tas Red'*




Botanic Name: *Lomandra 'Lime Jet'*




Botanic Name: *Westringia fruticosa 'Zena'*

4. Bomaderry Town Centre - Plant Palette





- AS2700 'Raspberry' (R54)
- Decorative street light post & lamp feature (low sheen)
 - Decorative street light pole base trim (low sheen)
 - Bin frame (low sheen)
 - Clock tower post & roof feature (low sheen)
 - Seating timber battens (semi gloss)
 - Bollard posts (low sheen)



- AS2700 'Lightbox Grey' (N33)
- Endeavour street light post (low sheen)
 - Concrete garden bed edging (satin)
 - Clock tower frame around clock face (low sheen)
 - Bollard recessed section below cap (low sheen)



- AS2700 'Black' (N61)
- Seating metal arms & base (low sheen)
 - Bin lids & feet (low sheen)

4. Bomaderry Town Centre - Colour Palette



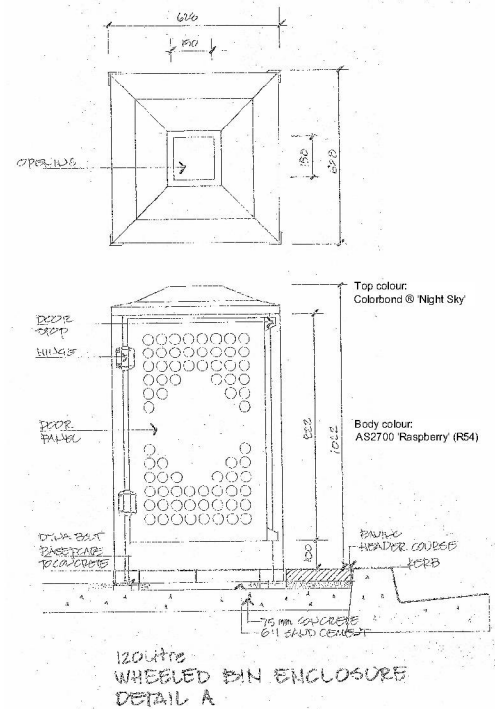
Street Furniture



Southbank Seat
Specification Information
Description: 1500mm
 Southbank Seat - with arms
Manufacturer: Furphy Foundry
Code: FFSA002012
Finish: Seat Ends - Recycled Cast Aluminium Powdercoat 'Black'. Hardwood Timber Seat Slats AS2700 'Raspberry' (R54).
Fixing: Bolted down (Zinc fixings).



Bin Enclosure
Specification Information
Description: Custom made design
Manufacturer: Scully - Outdoor Designs
Colour: Body - AS2700 'Raspberry' (R54)
 Top - Colorbond ® 'Night Sky'.
Fixing: Bolted down.



Bollards
Specification Information
Manufacturer: Street Furniture Australia @ .
Code: B2 Dome Double Collar
 165mm dia. x various heights.
Colour: AS2700 'Raspberry' (R54) with Aluminium Polished Collar & Head. Provide Red Reflective Tape to notched collar.
Mounting: Bolted down.

Refer to SCC Drawing Catalogue number 2724_01 to _07 for further details.

4. Bomaderry Town Centre - Street Furniture



Street Lighting



Pedestrian Streetlight

Specification Information

Description: Kensington light - window series.

Colour: AS2700 'Raspberry' (R54).

Fixing: Bolted to concrete footing.

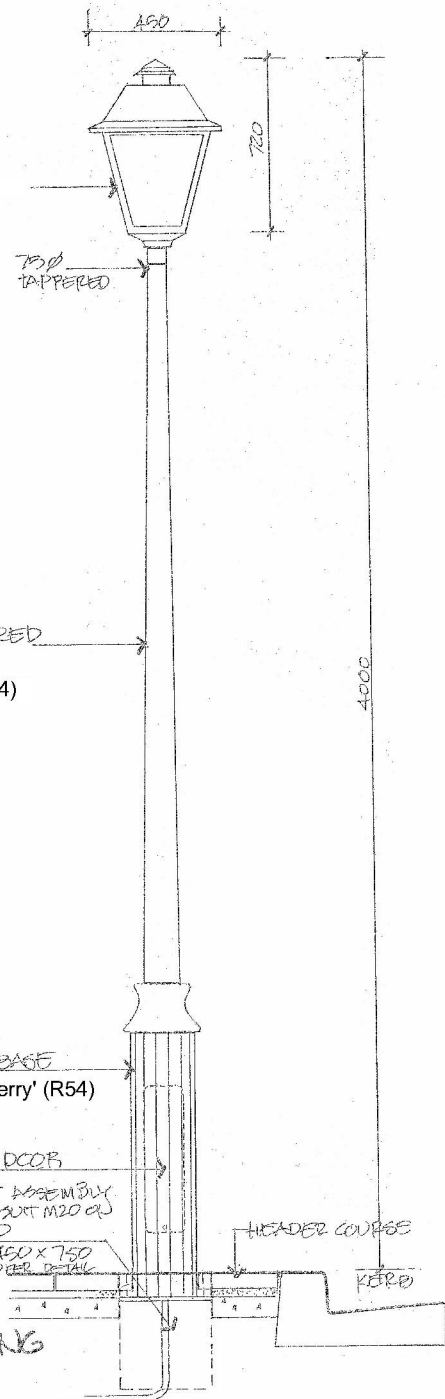
KENSINGTON LIGHT
WINDOW SERIES
AS2700 'Raspberry' (R54)

CIRCULAR TAPERED
COLUMN
AS2700 'Raspberry' (R54)

FLUTED BASE
AS2700 'Raspberry' (R54)

ACCESS DECK
RAG BOLT ASSEMBLY
4 SLOTS TO SUIT M20 CL
A 350 PCD
FOOTING 450 x 750
REFER EXHIBIT B-11

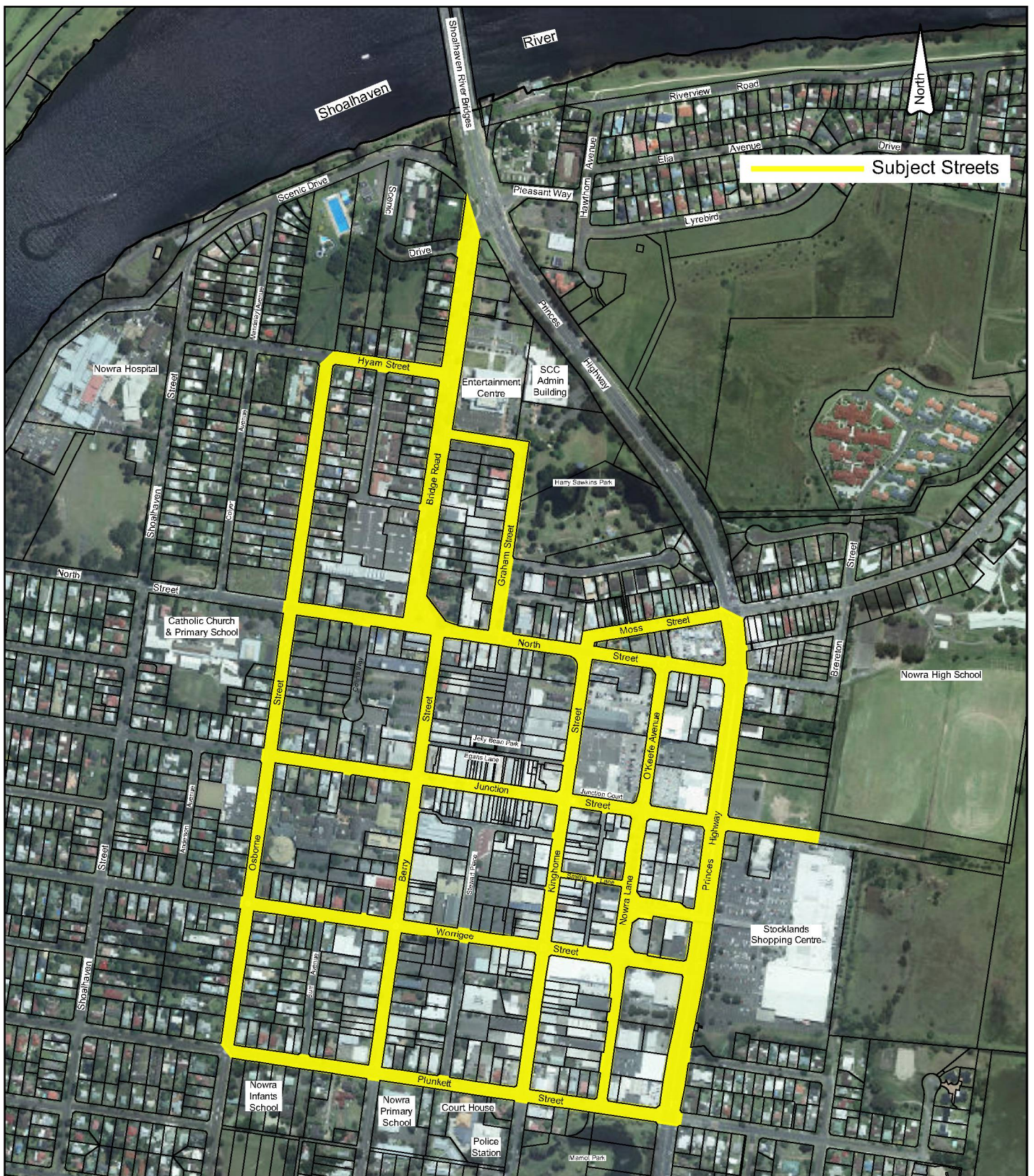
PEDESTRIAN
STREET LIGHTING
DETAIL C



4. Bomaderry Town Centre - Lighting

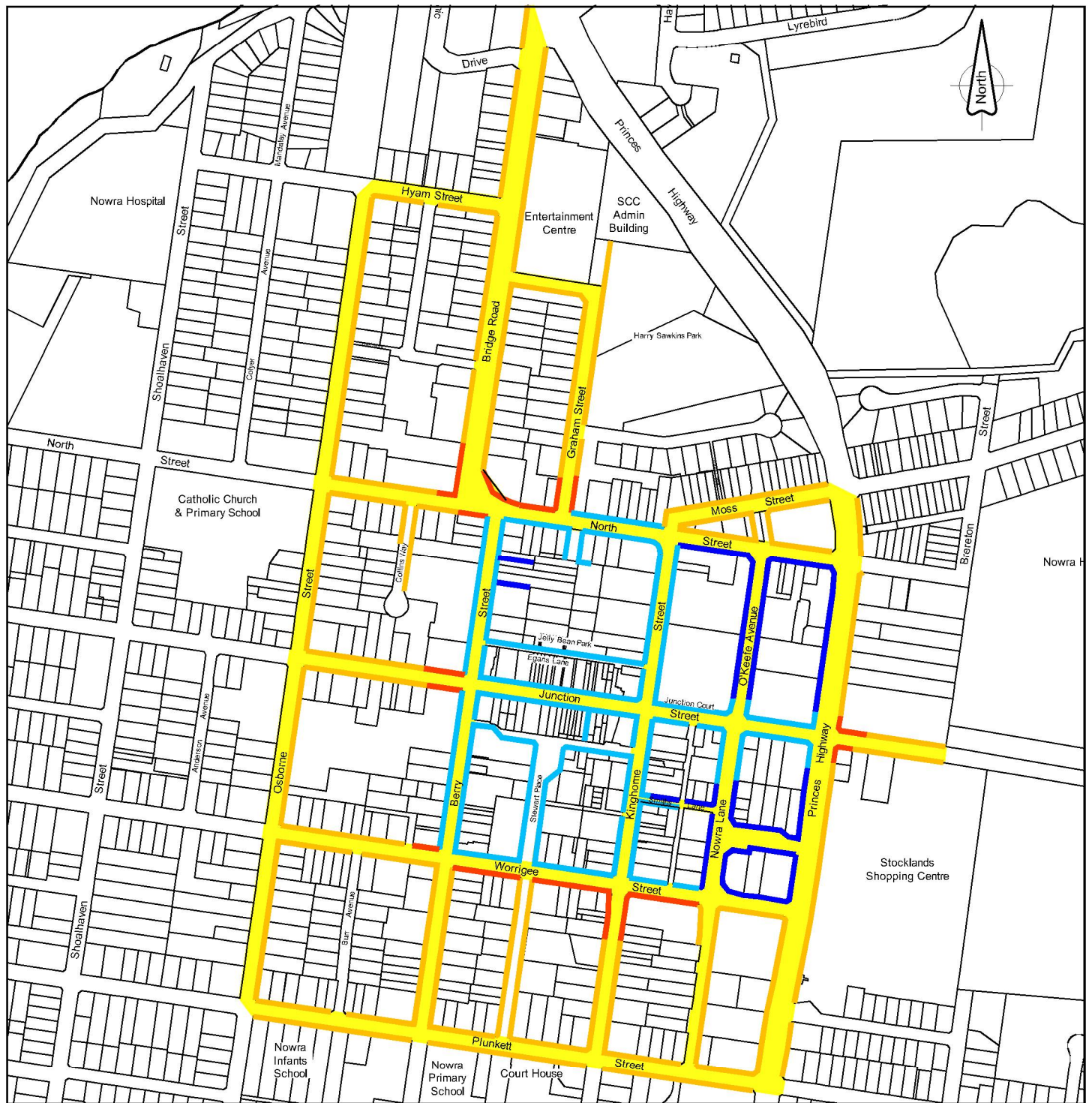


With its views of the escarpment and natural surrounds, access to the Shoalhaven River and its historic heritage buildings, Nowra is the lively heart of the Shoalhaven. Nowra has a diverse mix of fine grain and larger retail, commercial and civic uses. The CBD offers a pedestrian friendly environment with main streets that have defined edges that are connected by arcades and laneways, unique public spaces, quirky cafés and artistic murals.



5. Nowra Town Centre - Map of Subject Streets





Legend

- █ Subject Streets.
- █ **Type 1** - full width concrete **footpath** (honed concrete with **aggregate & resin** decorative margins).
- █ **Type 2** - part width concrete **pathway** (honed concrete with **aggregate & resin** decorative margins).
- █ **Type 3** - full width concrete **footpath** (honed concrete with **brick header course** decorative margins).
- █ **Type 4** - part width concrete **pathway** (honed concrete with **brick header course** decorative margins).

Refer to 'Nowra Town Centre - Footpath & Pathway Types' for more details.

Refer to 'Nowra Town Centre - Unique Features' for specially designed footpaths and pathways.


5. Nowra Town Centre - Footpath & Pathway Plan



Definitions:

"Footpath" refers to full width areas of pavement on the road reserve between the property boundary and the street kerb and gutter.

"Pathway" refers to part width areas (various widths) of pavement on the road reserve between the property boundary and the street kerb and gutter.



Berry Street (East)



Type 1 - (Footpath)

Full width honed concrete with **aggregate & resin** decorative margins.

- Concrete (32mpa) with full depth 'Colormix' "Charcoal Oxide" and 20mm "Burrier Gravel" aggregate "SCC Custom Mix" by 'Eziway Concrete'. Honed to R10 non-slip finish. Seal concrete with 'Klen' "Tuscan Seal".
- 16mm thick non-porous aggregate & resin by 'Stoneset' ® "Charcoal" 6mm aggregate.

Type 2 - (Pathway)

Part width honed concrete with **aggregate & resin** decorative margins.

- Concrete (32mpa) with full depth 'Colormix' "Charcoal Oxide" and 20mm "Burrier Gravel" aggregate "SCC Custom Mix" by 'Eziway Concrete'. Honed to R10 non-slip finish. Seal concrete with 'Klen' "Tuscan Seal".
- 16mm thick non-porous aggregate & resin by 'Stoneset' ® "Charcoal" 6mm aggregate.



Type 3 - (Footpath)

Full width honed concrete with **brick header course** decorative margins.

- Concrete (32mpa) with full depth 'Colormix' "Charcoal Oxide" and 20mm "Burrier Gravel" aggregate "SCC Custom Mix" by 'Eziway Concrete'. Honed to R10 non-slip finish. Seal concrete with 'Klen' "Tuscan Seal".
- Brick Header Course 'Claypave' "Regal Tan Dark" 230 x 115 x 50mm thick pavers.



Plunkett Street (North)

Type 4 - (Pathway)

Part width honed concrete with **brick header course** decorative margins.

- Concrete (32mpa) with full depth 'Colormix' "Charcoal Oxide" and 20mm "Burrier Gravel" aggregate "SCC Custom Mix" by 'Eziway Concrete'. Honed to R10 non-slip finish. Seal concrete with 'Klen' "Tuscan Seal".
- Brick Header Course 'Claypave' "Regal Tan Dark" 230 x 115 x 50mm thick pavers.

Note:

Council has resolved that the use of paving stones shall be limited to decorative margins only.

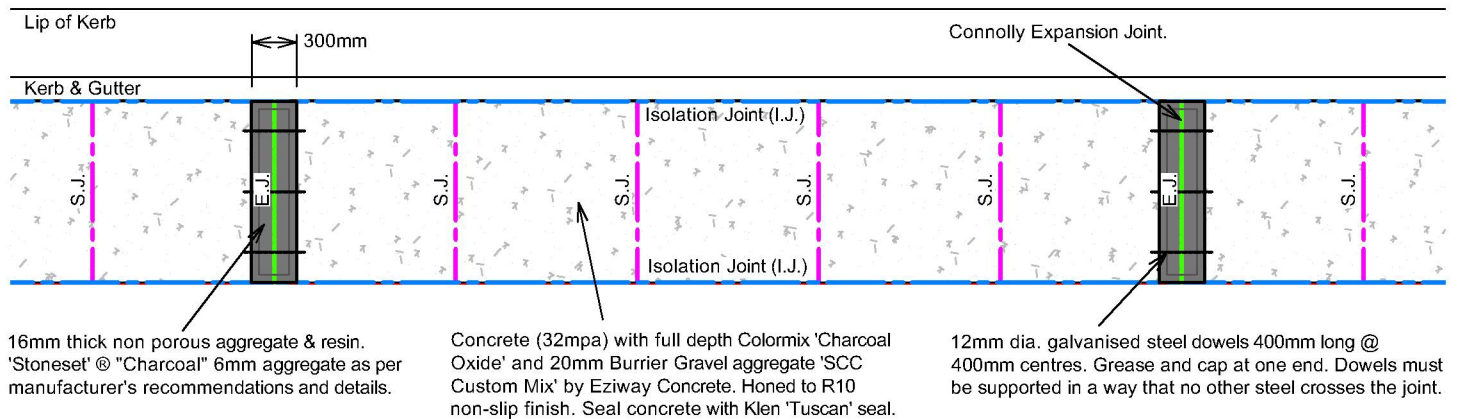
All existing 'Pebblecrete' and 'Claypave' (Regal Tan Dark) paver footpaths and pathways shall be retained if deemed, by Council, to be in good condition. Refer to 'Nowra Town Centre - Footpath & Pathway Details' - for existing 'Pebblecrete' and 'Claypave' paver footpaths and pathways **maintenance & repair only** details.

Refer to 'Nowra Town Centre - Footpath & Pathway Plan' for designated locations.

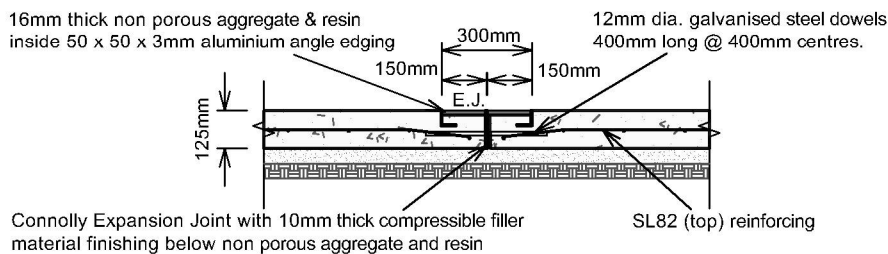
Refer to 'Nowra Town Centre - Unique Features' for specially designed footpaths and pathways.

5. Nowra Town Centre - Footpath & Pathway Types

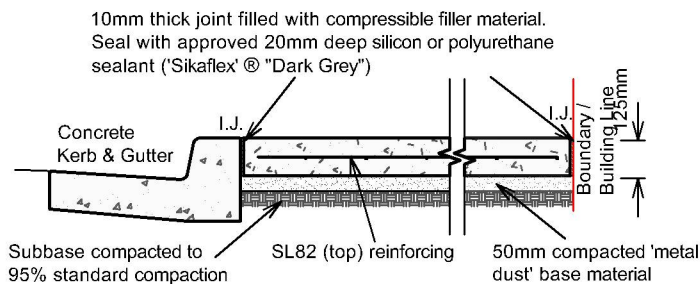
Honed Concrete with Aggregate & Resin Banding - Type 2 Pathway



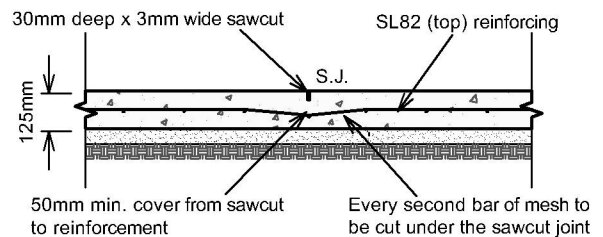
Typical Plan - Type 2 Pathway



Typical Expansion Joint (E.J.) - (6m maximum spacings)



Typical Isolation Joint (I.J.)



Typical Sawcut Joint (S.J.)



Honed Concrete Surface Finish

Specification Information

Colour: Full Depth Oxide - Colormix 'Charcoal' with 20mm Burrier Gravel Aggregate 'SCC Custom Mix' by Eziway Concrete.
Finish: Honed to R10 non-slip.



Aggregate & Resin Banding

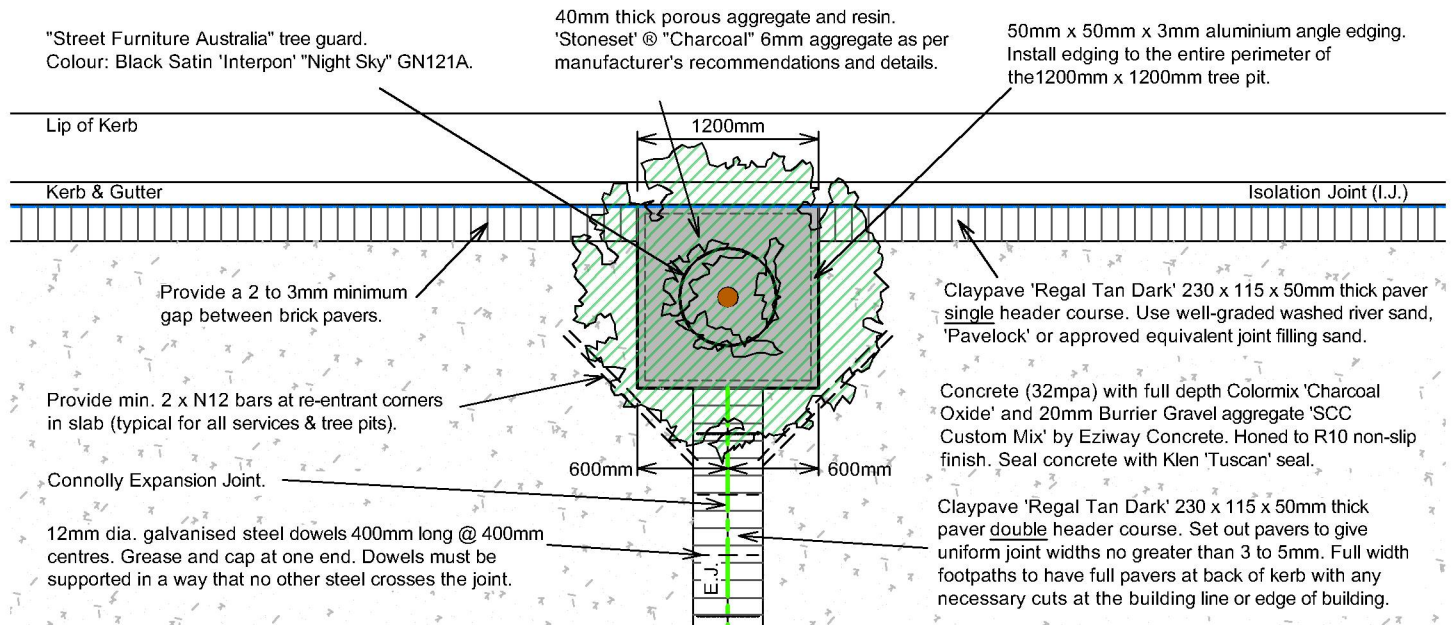
Specification Information

Colour: 6mm Charcoal non porous aggregate to 16mm depth
 Provide aluminium angle edge to the perimeter of Stoneset banding.

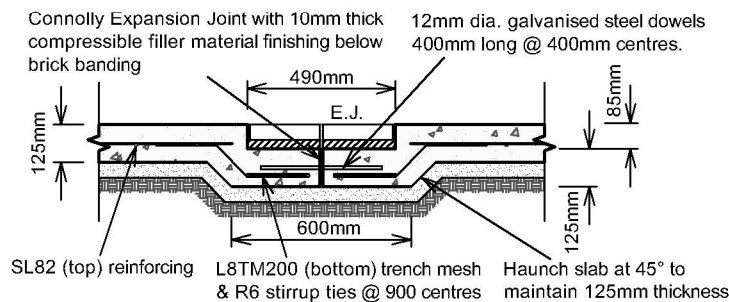
5. Nowra Town Centre - Footpath & Pathway Details



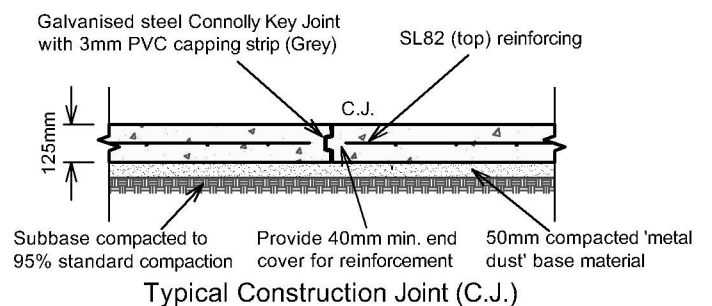
Honed Concrete with Brick Paver Header Course - Type 3 Footpath



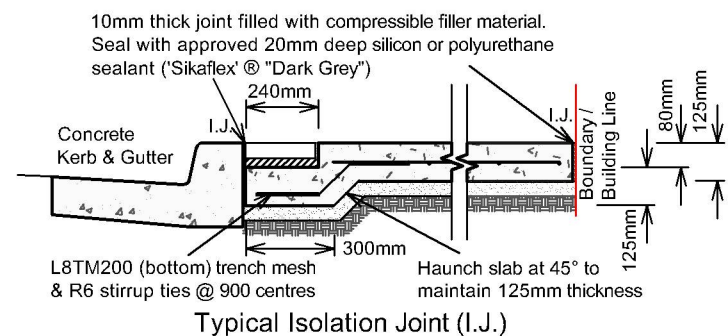
Typical Plan - Type 3 Footpath (with Tree Placement in Footpath)



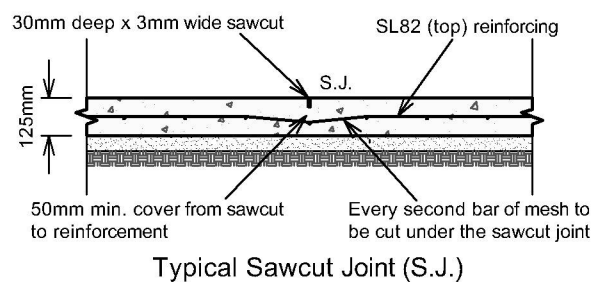
Typical Expansion Joint (E.J.) - (6m maximum spacings)



Typical Construction Joint (C.J.)



Typical Isolation Joint (I.J.)



Typical Sawcut Joint (S.J.)



Honed Concrete Surface Finish

Specification Information
Colour: Full Depth Oxide - Colormix 'Charcoal' with 20mm Burrier Gravel Aggregate 'SCC Custom Mix' by Eziway Concrete.
Finish: Honed to R10 non-slip.



Tree Pit - Surface Finish

Specification Information
Colour: 6mm Charcoal porous aggregate to 40mm depth.
Provide aluminium angle edge to the perimeter of Stoneset area.

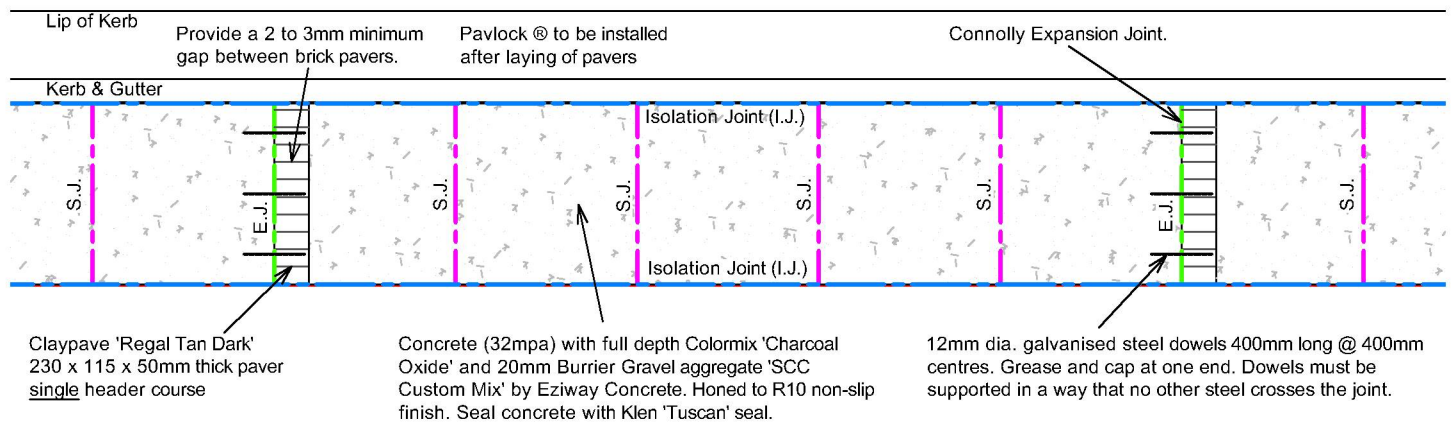


Brick Paver Header Course

Specification Information
Colour: Claypave 'Regal Tan Dark' double header course.
Code: 230 x 115 x 50mm 'Regal Tan'

5. Nowra Town Centre - Footpath & Pathway Details

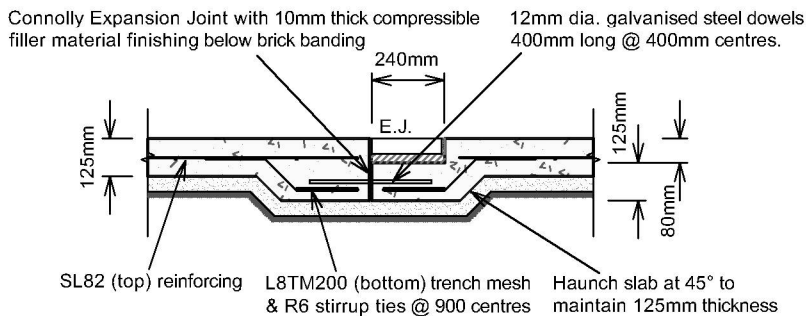
Honed Concrete with Brick Paver Header Course - Type 4 Pathway



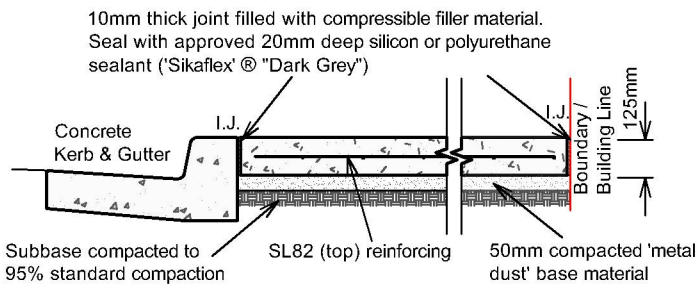
Typical Plan - Type 4 Pathway

Typical notes:

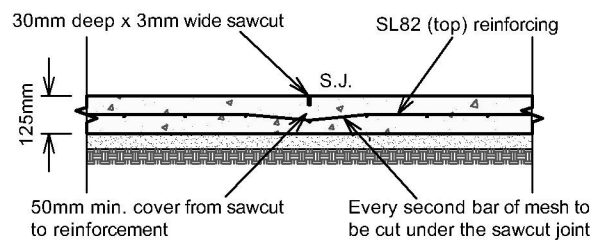
- Set out brick header course pavers to give uniform joint widths no greater than 3 to 5mm. Use well-graded washed river sand, 'Pavelock' or approved equivalent joint filling sand.
- Ensure minimum slip resistance of R10 is achieved.
- Finish concrete flush with adjoining surfaces.
- Provide expansion joints at 6m intervals or as indicated on plans. Use "Connolly" Expansion Joint with dowel sleeves.
- Provide sawcuts joints at intervals determined by Council Engineers.
- Typically 1% cross falls or as indicated on plans / cross section.
- All dimensions are in millimeters unless noted otherwise.



Typical Expansion Joint (E.J.) - (6m maximum spacings)



Typical Isolation Joint (I.J.)




Typical Sawcut Joint (S.J.)



Specification Information
Colour: Full Depth Oxide - Colormix 'Charcoal' with 20mm Burrier Gravel Aggregate 'SCC Custom Mix' by Eziway Concrete.
Finish: Honed to R10 non-slip.

Honed Concrete Surface Finish



Specification Information
Claypave 'Regal Tan Dark' header course.
Code: 230 x 115 x 50mm 'Regal Tan'

Brick Paver Header Course

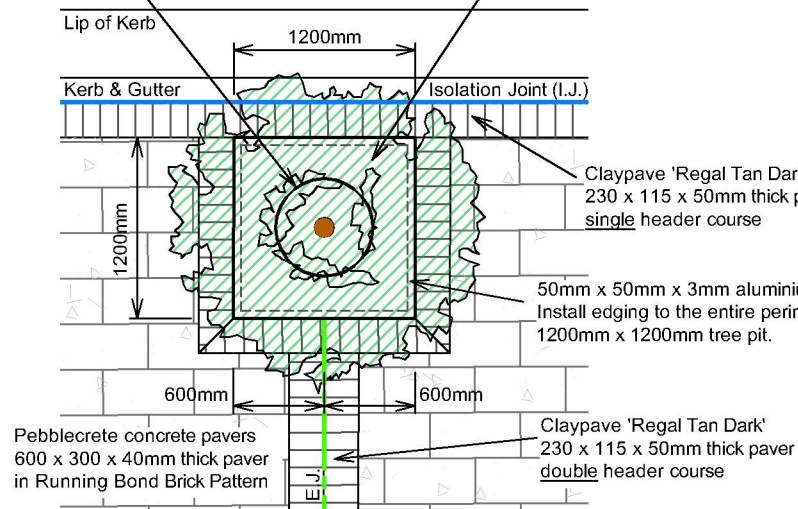
5. Nowra Town Centre - Footpath & Pathway Details



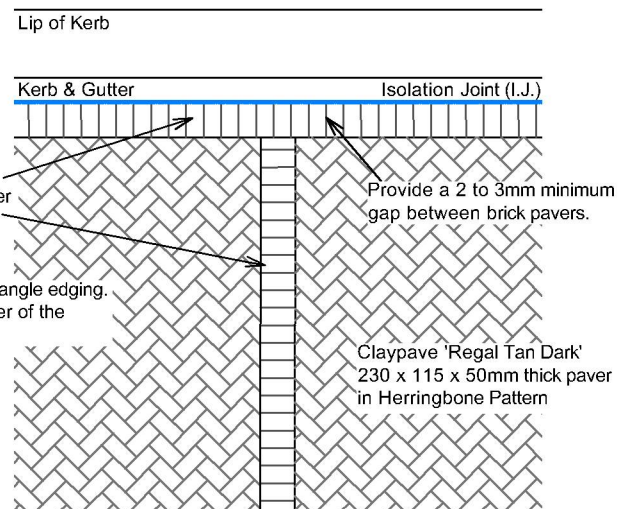
Maintenance & Repair of Existing Paver Footpaths & Pathways

Note: for existing 'Pebblecrete' and 'Claypave' paver footpaths and pathways **maintenance & repair only.**

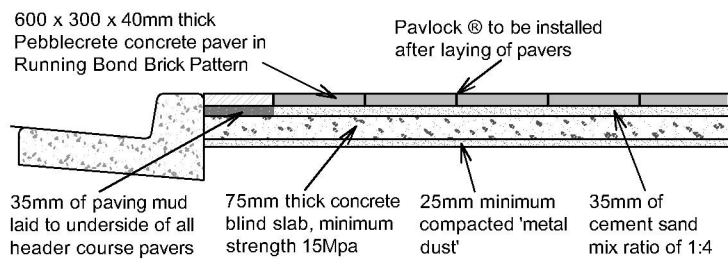
"Street Furniture Australia" tree guard. 40mm thick porous aggregate and resin.
 Colour: Black Satin 'Interpon' 'Night Sky' GN121A 'Stoneset' @ "Charcoal" 6mm aggregate as per manufacturer's recommendations and details



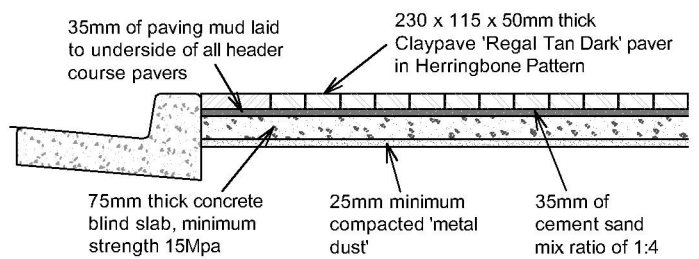
Plan - Running Bond Pattern Footpath



Plan - Herringbone Pattern Footpath & Pathway



Typical Running Bond Pattern Detail



Typical Herringbone Pattern Detail

Note:

- If necessary, distribute variations in hue, colour, or pattern uniformly, by mixing pavers or paving batches before laying.
- Set out pavers to give uniform joint widths to match existing or no greater than 3 to 5mm.
- Full width footpaths to have full pavers at back of kerb with any necessary cuts at the building line or edge of building.
- If margins less than half paver width are unavoidable, locate the cut pavers where they are least conspicuous.
- Cut pavers less than 25% of a full paver shall not be used.
- Pattern alignment tolerance of 2 to 3mm maximum.
- Use well-graded washed river sand, 'Pavelock' or approved equivalent joint filling sand.



Pebblecrete ® Surface Finish

Specification Information
 Pebblecrete ® concrete pavers.
Code: 600 x 300 x 40mm thick in Running Bond Brick Pattern.



Claypave 'Regal Tan' Surface Finish

Specification Information
 Claypave 'Regal Tan Dark' pavers.
Code: 230 x 115 x 50mm thick in Herringbone Pattern.



Brick Paver Header Course

Specification Information
 Claypave 'Regal Tan Dark' header course.
Code: 230 x 115 x 50mm 'Regal Tan'



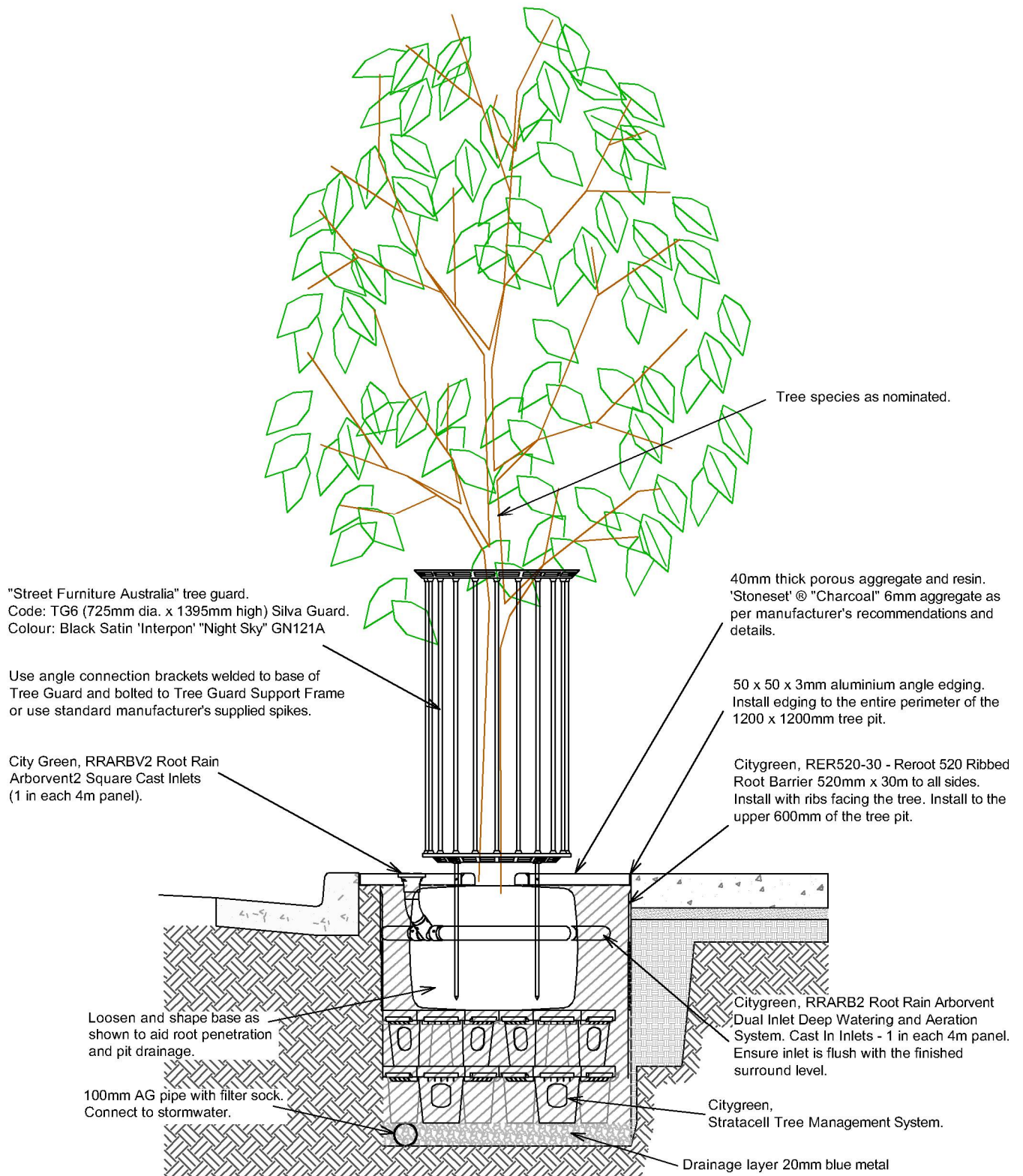
Tree Pit - Surface Finish

Specification Information
 'Stoneset' ®.
Colour: 6mm Charcoal porous aggregate to 40mm depth
 Provide aluminium angle edge to the perimeter of Stoneset area.

5. Nowra Town Centre - Footpath & Pathway Details



Tree Pit Detail

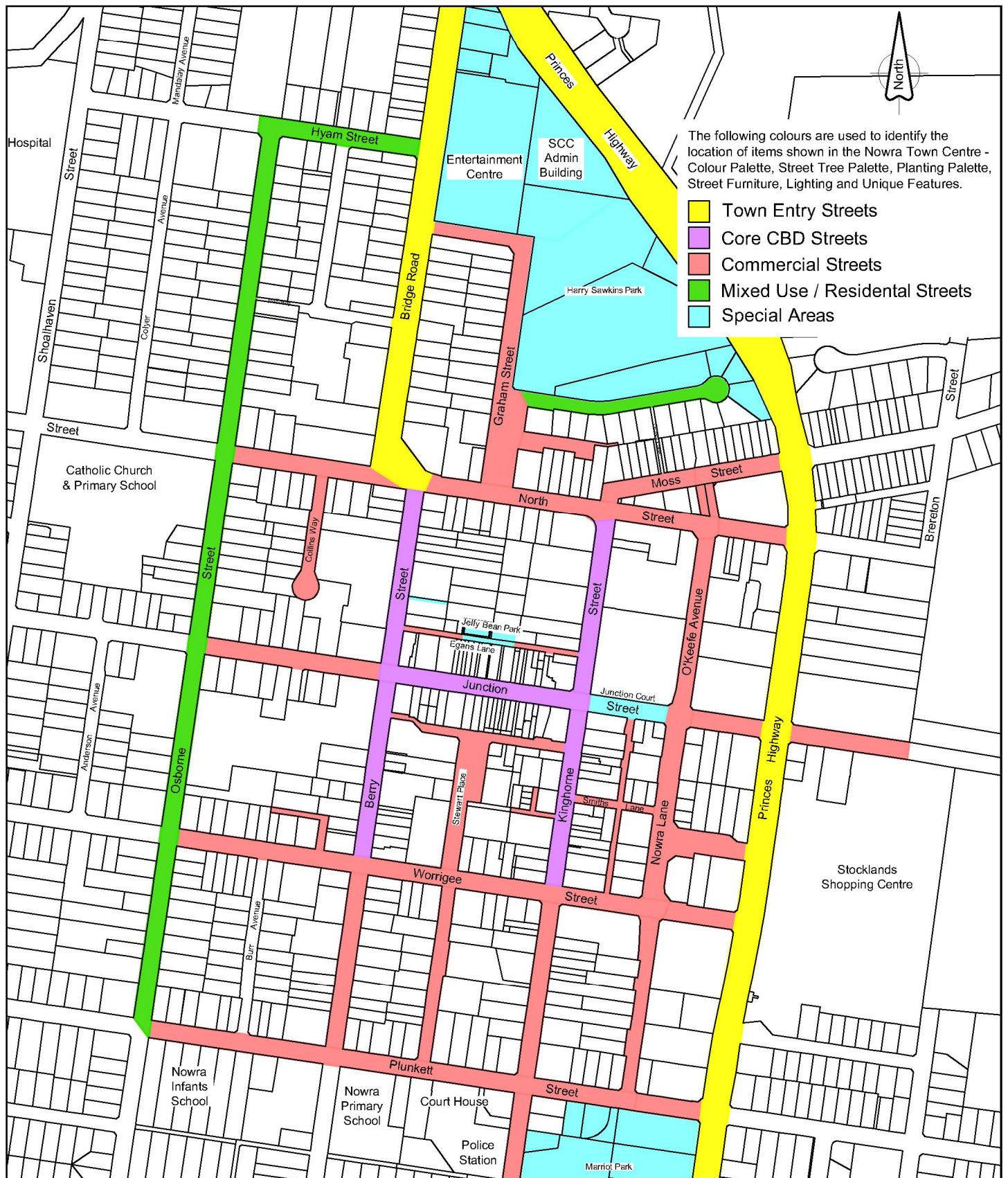


Typical Tree Pit Detail (with Subsurface Tree Management System)

Refer to SCC Drawing Catalogue number 4968 & 4985 for further details.

5. Nowra Town Centre - Planting Details





Refer to 'Nowra Town Centre - Colour Palette', 'Street Tree Palette', 'Planting Palette', 'Street Furniture', 'Lighting' & 'Unique Features' for more details.

5. Nowra Town Centre - Street Hierarchy Map



Typical Town Entry Street Trees



Botanic Name: *Jacaranda mimosifolia*
Common Name: Jacaranda



Botanic Name: *Brachychiton acerifolius*
Common Name: Illawarra flame tree



Botanic Name: *Calodendrum capense*
Common Name: Cape chestnut



Typical Core CBD Street Trees



Botanic Name: *Sophora japonica*
Common Name: Japanese Pagoda



Botanic Name: *Lagerstroemia indica* 'Natchez'
Common Name: Crepe Myrtle




Botanic Name: *Pyrus calleryana* 'Chanticleer'
Common Name: 'Chanticleer' callery pear

Refer to 'Nowra Town Centre - Street Hierarchy Map' for designated Street Tree locations.

5. Nowra Town Centre - Plant Palette



Typical Commercial Street Trees




Graham Street

Botanic Name: *Acer platanoides*
Common Name: Norway Maple



Botanic Name: *Lagerstroemia indica* 'Lipan'
Common Name: Crepe Myrtle



Botanic Name: *Waterhousia floribunda*
Common Name: Weeping Lilly Pilly



Botanic Name: *Tristaniaopsis laurina* 'Luscious'
Common Name: Watergum



Botanic Name: *Magnolia grandiflora* 'Exmouth'
Common Name: Bull Bay Magnolia



Botanic Name: *Platanus acerifolia*
Common Name: London Plane



Botanic Name: *Melaleuca decora*
Common Name: White Feather Honey-Myrtle




Botanic Name: *Syzigium leuhmanii*
Common Name: Small Leaved Lilly Pilly



Botanic Name: *Hymenosporum flavum*
Common Name: Native Frangipani



Botanic Name: *Cupaniopsis anacardioides*
Common Name: Tuckeroo



Refer to 'Nowra Town Centre - Street Hierarchy Map' for designated Street Tree locations.

5. Nowra Town Centre - Plant Palette



Typical Mixed Use / Residential Street Trees



Botanic Name: *Jacaranda mimosifolia*
Common Name: Jacaranda



Botanic Name: *Lagerstroemia 'Zuni'*
Common Name: Crepe Myrtle (purple)



Botanic Name: *Elaeocarpus reticulatus*
Common Name: Blueberry Ash



Botanic Name: *Lagerstroemia 'Tonto'*
Common Name: Crepe Myrtle (pink)




Botanic Name: *Lagerstroemia 'Tuscarora'*
Common Name: Crepe Myrtle (pink)

Typical Special Area Trees



Botanic Name: *Sophora japonica*
Common Name: Japanese Pagoda



Botanic Name: *Fraxinus oxycarpa 'Raywoodii'*
Common Name: Raywood Ash



Botanic Name: *Pyrus calleryana 'Chanticleer'*
Common Name: 'Chanticleer' callery pear

Refer to 'Nowra Town Centre - Street Hierarchy Map' for designated Street Tree locations.

5. Nowra Town Centre - Plant Palette



Typical Shrubs



Botanic Name: *Acmena smithii* 'Minor'
Common Name: Dwarf Lilly Pilly



Botanic Name: *Trachelospermum jasminoides*
Common Name: Star Jasmine



Botanic Name: *Liriope muscari*
Common Name: Lilyturf



Botanic Name: *Pelargonium* 'Big Red'
Common Name: Geranium 'Big Red'



Botanic Name: *Gardenia augusta* 'Grandiflora star'
Common Name: Grandiflora Star



Botanic Name: *Nandina* 'Golf Stream'
Common Name: Nandina



Botanic Name: *Hemerocallis* sp.
Common Name: Daylily




Botanic Name: *Dianella tasmanica* 'Tas Red'

Refer to 'Nowra Town Centre - Street Hierarchy Map' for designated Street Planting locations.


5. Nowra Town Centre - Plant Palette



All Subject Streets other than Special Areas



AS2700 'Teal' (T63)
 - timber seat battens (semi gloss)
 - raised planter boxes (low sheen)
 - bin enclosures (low sheen)



Dulux Colorbond® 'Monument' (CB12)
 - retaining walls (satin)



Powdercoated Black Satin Interpon 'Night Sky'.
 (GN121A)
 - seat frames (low sheen)
 - tree guards (low sheen)
 - light poles (low sheen)
 - bollards (low sheen)


Refer to 'Nowra Town Centre - Street Hierarchy Map' for designated Street locations.


5. Nowra Town Centre - Colour Palette





Special Areas (Junction Court)



- 

Dulux Powdercoat
'Precious Silver Pearl'
(57225)
- back of seats
- bollards
- bin enclosure frames
- 


Dulux Powdercoat
Colorbond® 'Monument'
(CB12)
- seats
- 

Powdercoated Black Satin
Interpon 'Night Sky'.
(GN121A)
- light poles
- 

Agregate & Resin "Stoneset"®
General Area
- 'Charcoal, Tan & Blue'


Special Areas (Jelly Bean Park)



- 

Dulux 'Symphony Red'
(PB1F6)
- timber seat battens
(Jelly Bean Park)
- 


Powdercoated Black Satin
Interpon 'Night Sky'.
(GN121A)
- seat frames
- bollards
- 


Screen Fence & Toilet Block
"Plexiglass"® Satinice
- 

- 'Citrus' 1C01 DC
- 


- 'Orange' 2C02 DC
- 

- 'Strawberry' 3C04 DC
- 


Screen Fence Frame
Powdercoated Black Satin
Interpon 'Night Sky' GN121A.
- 

Agregate & Resin "Stoneset"®
Coloured Shapes
- 

- 'Sunset Orange'
- 

- 'Royal Blue' 10325/04
- 

- 'Busby Red' N10238/01
- 

- 'Electric Green' N10095/00
- 

- 'Canary Yellow' N10093/01
- 

- 'Deep Purple' N10359/00
- 

Agregate & Resin "Stoneset"®
General Area
- 'Charcoal, Tan & Blue'

Refer to 'Nowra Town Centre - Street Hierarchy Map' for designated Special Area locations.

5. Nowra Town Centre - Colour Palette



All Subject Streets other than Special Areas



Seating Type 1

Specification Information

Description: Classic Plaza Seat - with arms (705w x 800h x 1750l)
Manufacturer: Street Furniture Australia @ .
Code: CMP1
Frame & Arm Colour: Powdercoated Black Satin Interpon 'Night Sky' GN121A.
Batten Colour: AS2700 'Teal'.
Mounting: Surface mount. Paint all fixings black to match frame.



Seating Type 2

Specification Information

Description: Classic Plaza Seat (625w x 470h x 1000l)
Manufacturer: Street Furniture Australia @ .
Code: (Custom) CMP4
Frame Colour: Powdercoated Black Satin Interpon 'Night Sky' GN121A.
Batten Colour: AS2700 'Teal'.
Mounting: Surface mount. Paint all fixings black to match frame.



Bin Enclosure

Specification Information

Manufacturer: Street Furniture Australia @ .
Code: WBE SCC Custom 140L
Colour: Powdercoated AS2700 'Teal'.
Mounting: Surface mount with adjustable legs.



Planter Box

Specification Information

Manufacturer: Street Furniture Australia @ .
Code: PT3 (500w x 560h x 1000l)
Colour: Powdercoated AS2700 'Teal'.
Mounting: Surface mount.



Bollards

Specification Information

Manufacturer: Street Furniture Australia @ .
Code: B2 Dome Double Collar 165mm dia. x various heights.
Colour: Black Satin Interpon 'Night Sky' GN121A with Aluminium Polished Collar & Head. Provide Red Reflective Tape to notched collar.
Mounting: In ground.



Ash Receptacles

Specification Information

Manufacturer: Street Furniture Australia @ .
Code: AC1 "Cylinder Ash" (150dia.w x 200d x 300h) 3L capacity .
Colour: Top - Cast Aluminium Polished, Body - Cast Aluminium coloured Black Satin Interpon 'Night Sky' GN121A.
Mounting: Suitable mounting brackets for sign post and garbage bin fixing.



Tree Guards

Specification Information

Manufacturer: Street Furniture Australia @ .
Code: TG6 (725dia. x 1395h) Silva Guard
Frame Colour: Powdercoated Black Satin Interpon 'Night Sky' GN121A.
Mounting: Push spikes in ground or use brackets welded to base and bolted to support frame on site.



Warning & Directional Tactiles

Specification Information

Description: 'Stainless Classic'.
Manufacturer: DTAC.
Finish: Stainless Steel 316.
Fixing: As per manufacturer's recommendations.

Refer to 'Nowra Town Centre - Street Hierarchy Map' for designated Street Furniture locations.

5. Nowra Town Centre - Street Furniture



Special Areas (Junction Court)



Seating

Specification Information
Description: Custom Design
 Bench Seat - with corner backrest
 (460w x 460h x 2580l)
Manufacturer: Street & Garden
 Furniture Company @ .
Frame Colour: Dulux Powdercoat
 Colorbond @ 'Monument'.
Backrest Colour: Dulux
 Powdercoat 'Precious Silver Pearl'.
Batten Colour: Dulux Semi Gloss
 'Symphony Red' PB1F6..
Mounting: Surface mount. 316
 Stainless steel fixtures.



Bollards

Specification Information
Manufacturer: Street Furniture Australia @ .
Code: B3F Flat Head & Double Collar 165mm
 dia. x various heights.
Colour: Dulux Powdercoat 'Precious Silver
 Pearl' with Aluminium Polished Collar & Head.
Mounting: Surface mount. 316 Stainless steel
 fixtures.




Bin Enclosure

Specification Information
Manufacturer: Street & Garden
 Furniture Company @ .
Code: SCC Custom 140L
Frame Colour: Dulux Powdercoat
 'Precious Silver Pearl' frame.
Infill Colour: Dulux Powdercoat
 Colorbond @ 'Monument'.
Mounting: Surface mount with
 adjustable legs.

Special Areas (Jelly Bean Park)

Seating

Specification Information
Description: Classic Plaza Seat - (705w x 800h
 x 1750l)
Manufacturer: Street Furniture Australia @ .
Code: CMP1
Frame Colour: Powdercoated Black Satin
 Interpon 'Night Sky' GN121A.
Batten Colour: Dulux Semi Gloss 'Symphony
 Red' PB1F6.
Mounting: Surface mount. Paint all fixings black
 to match frame.



Fencing

Specification Information
Description: Metal frame with Plexiglass @
 Satinice panelling 10mm thick.
Manufacturer: Plexiglass @ .
Frame Colour: Powdercoated Black Satin Interpon
 'Night Sky' GN121A.
Panel Colours: Citrus, Orange and Strawberry.
Mounting: Surface mount. Paint all fixings black
 to match frame.



Bollards

Specification Information
Manufacturer: Street Furniture Australia @ .
Code: B2 Dome Double Collar 165mm dia. x
 various heights.
Colour: Powdercoated Black Satin Interpon
 'Night Sky' GN121A with Aluminium Polished
 Collar & Head. Provide Red Reflective Tape
 to notched collar.
Mounting: In ground.



Bin Enclosure

Specification Information
Manufacturer: Street & Garden
 Furniture Company @ .
Code: SCC Custom 140L
Frame Colour: Dulux Powdercoat
 'Precious Silver Pearl' frame.
Infill Colour: Hardwood timber
 battens.
Mounting: Surface mount with
 adjustable legs.

Refer to 'Nowra Town Centre - Street Hierarchy Map' for designated Street Furniture locations.

5. Nowra Town Centre - Street Furniture



Special Street Lighting



Junction Court




Junction Street



Entertainment Centre


Tree Lighting



Fairy Lighting



Entertainment Centre



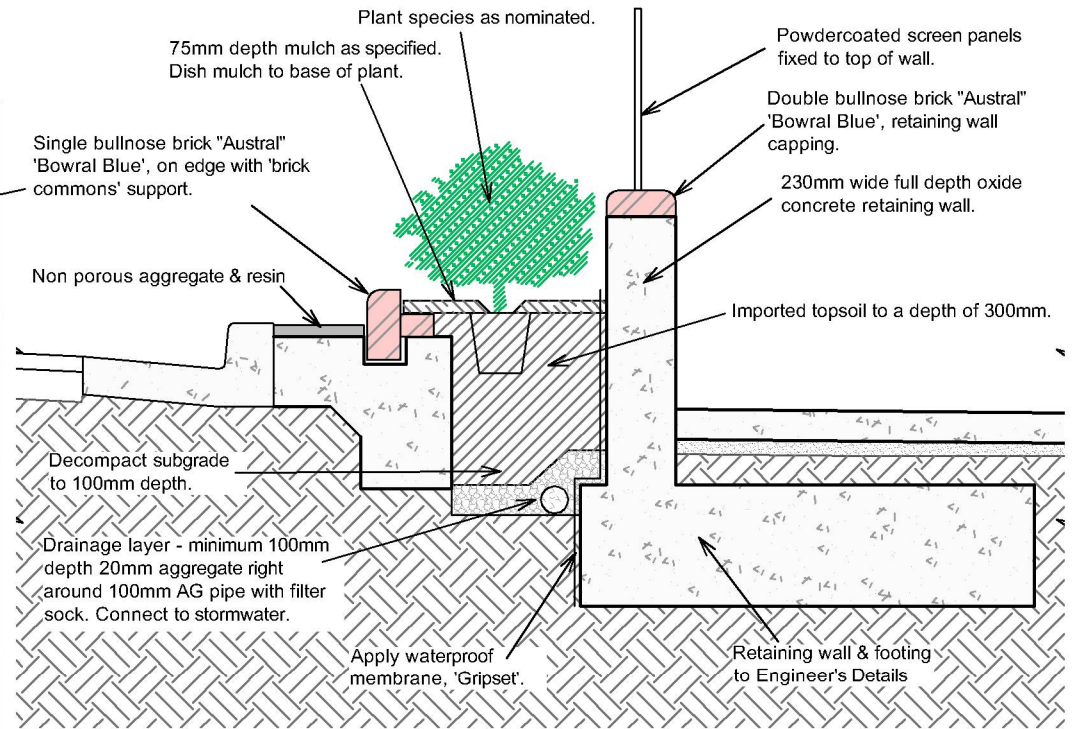
Refer to 'Nowra Town Centre - Street Hierarchy Map' for designated Street Lighting locations.

5. Nowra Town Centre - Lighting



Planter Bed / Retaining Wall Details - (Berry Street)

16mm thick non porous aggregate & resin. 'Stoneset'® "Charcoal" 6mm aggregate as per manufacturer's recommendations and details.



Aggregate & Resin Kerb Platform


Typical Planter Bed / Retaining Wall Detail



Specially Designed Aggregate & Resin Footpath Pattern



Steel Screen / Fence

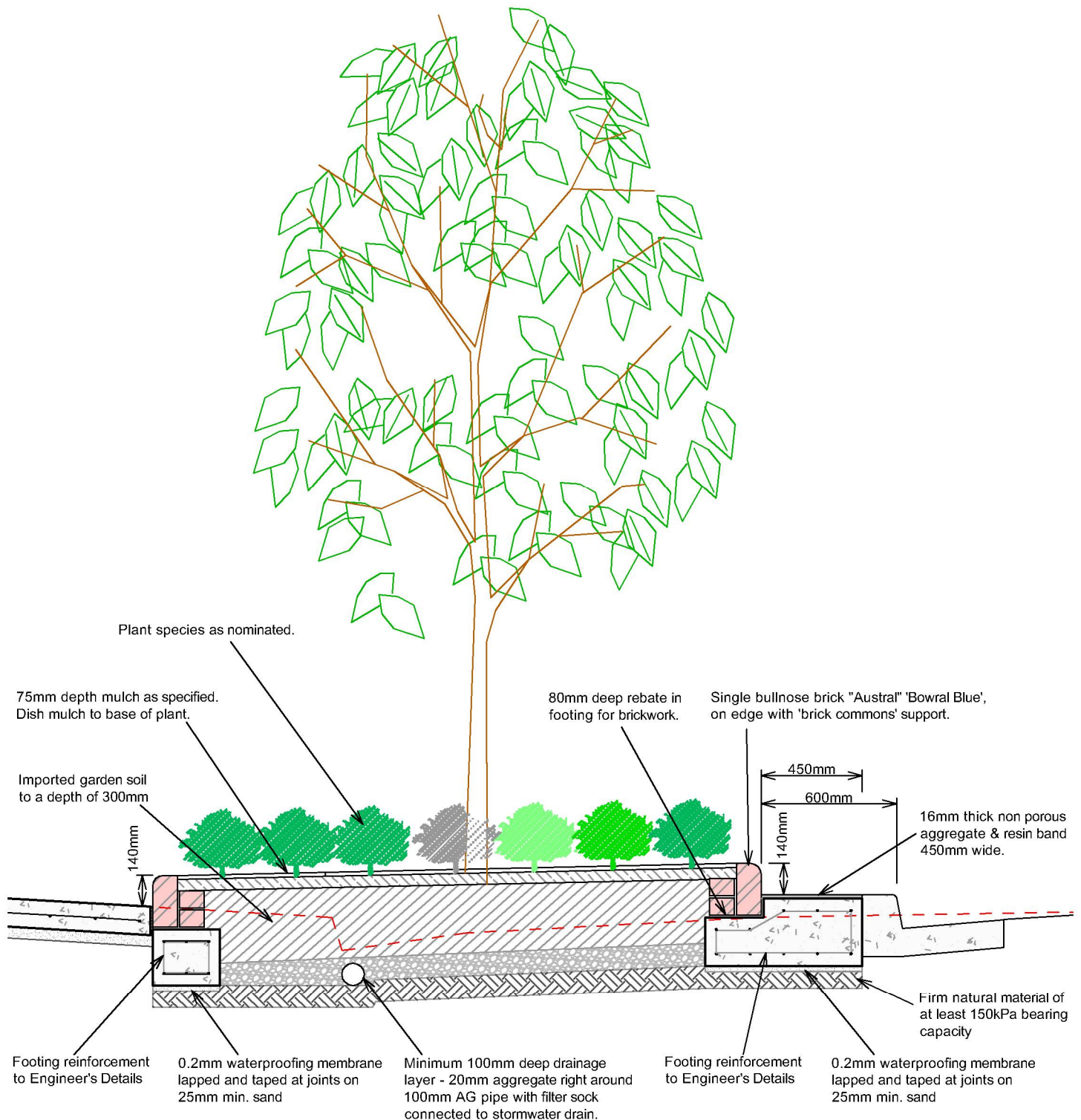


Specially Designed Concrete Footpath

5. Nowra Town Centre - Unique Features



Planter Bed Details - (Berry Street)



Typical Planter Bed Detail

Refer to SCC Drawing Catalogue number 4968 & 4985 for further details.

5. Nowra Town Centre - Unique Features

This page has been left blank intentionally.

5. Nowra Town Centre

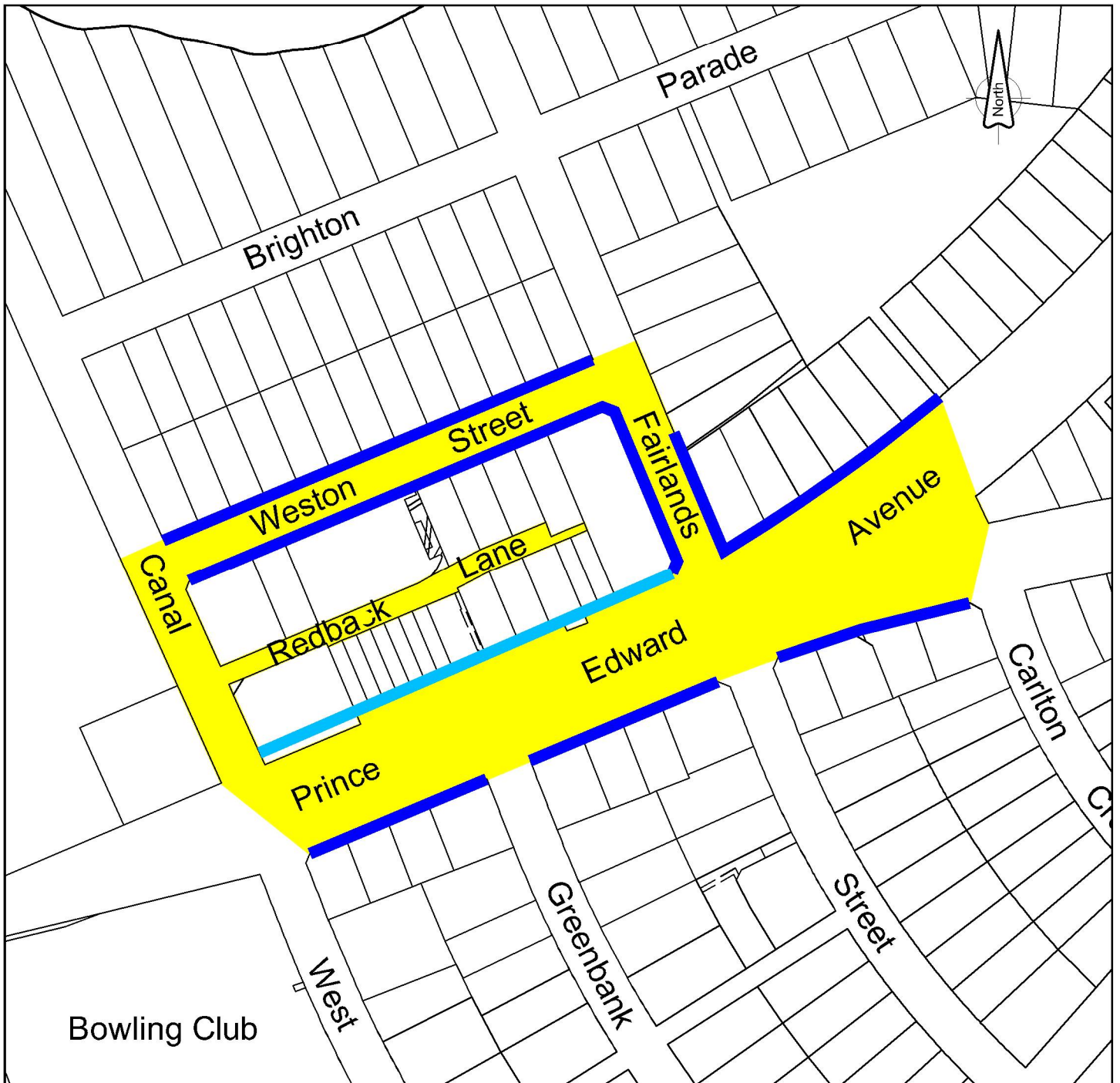


Bound by sparkling waterways and long, sandy stretches of fine beaches is the seaside town of Culburra Beach. Bustling with tourists, Culburra Beach exudes a cool, coastal and tourist character.



6. Culburra Beach Town Centre - Map of Subject Streets





Legend

- Subject Streets.
- Type 1 - full width concrete footpath** (full depth concrete oxide with masonry paver decorative margins).
- Type 2 - part width concrete pathway** (full depth concrete oxide with decorative artwork).

Refer to 'Culburra Beach Town Centre - Footpath & Pathway Types' for more details..

6. Culburra Beach Town Centre - Footpath & Pathway Plan



Definitions:

"Footpath" refers to full width areas of pavement on the road reserve between the property boundary and the street kerb and gutter.

"Pathway" refers to part width areas (various widths) of pavement on the road reserve between the property boundary and the street kerb and gutter.




Prince Edward Avenue

Type 1 - (Footpath)

Full width, **full depth concrete oxide** with masonry paver decorative margins.

- Concrete (32mpa) with full depth 'Colormix' "Bluestone". Broom R10 non-slip finish. Seal concrete with 'Klen' "Tuscan Seal".
- Decorative margins 'Adbri' "Euro exfoliated" grey masonry pavers.



Type 2 - (Pathway)

Part width, **full depth concrete oxide** with decorative artwork.

- Concrete (32mpa) with full depth 'Colormix' "Bluestone". Broom R10 non-slip finish. Seal concrete with 'Klen' "Tuscan Seal".



Masonry Paver Decorative Margins

'Adbri' "Euro exfoliated" grey masonry paver



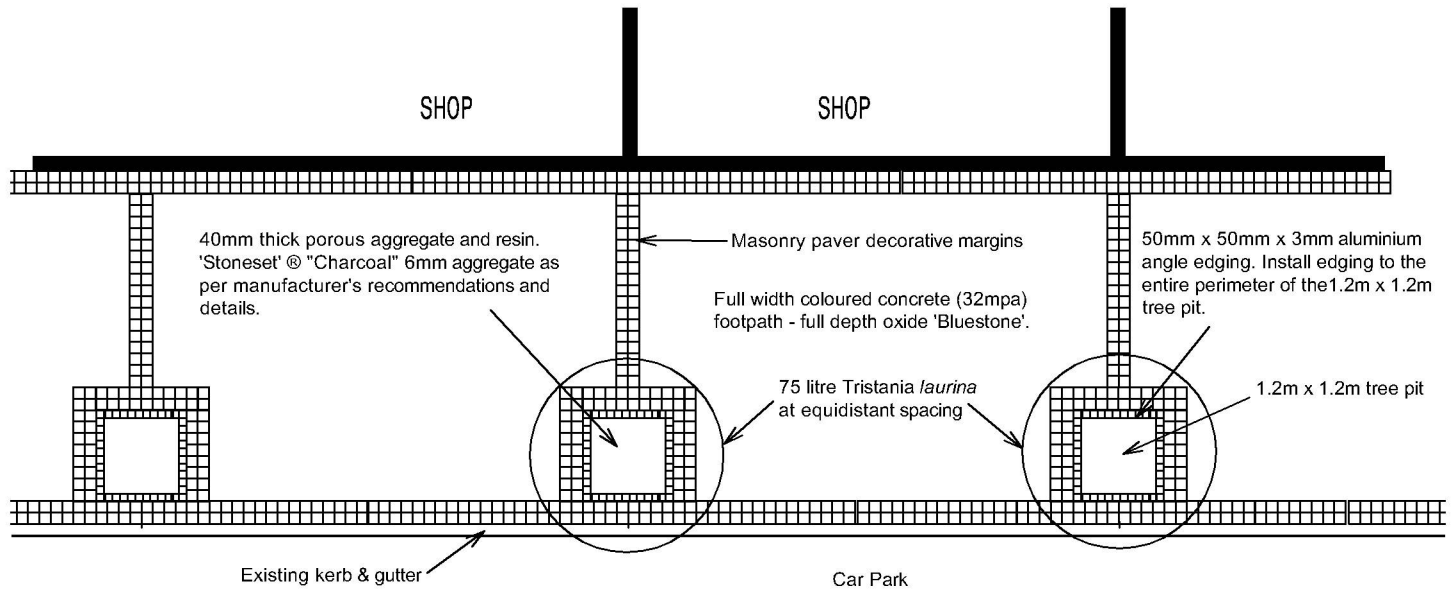
Typical Decorative Artwork

Refer to 'Culburra Beach Town Centre - Footpath & Pathway Plan' for designated locations.

6. Culburra Beach Town Centre - Footpath & Pathway Types



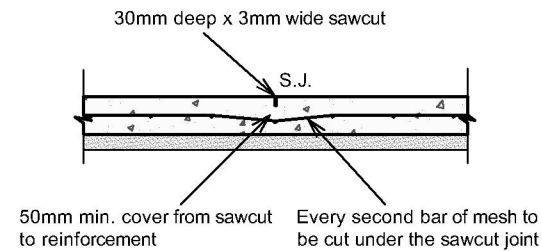
Coloured Concrete with Masonry Paver Decorative Margins - Type 1 Footpaths



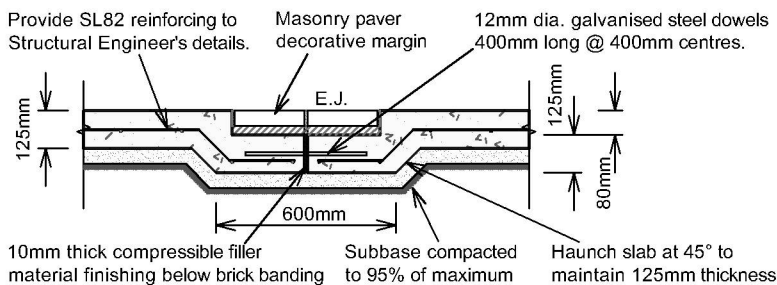
Typical Plan - Tree Placement in Footpath

Note:

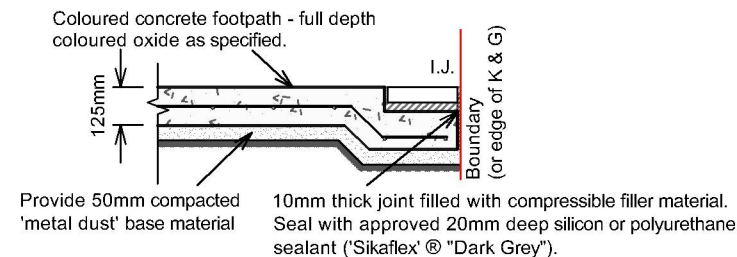
- If necessary, distribute variations in hue, colour, or pattern uniformly, by mixing pavers or paving batches before laying.
- Set out pavers to give uniform joint widths to match existing or no greater than 3 to 5mm.
- Full width footpaths to have full pavers at back of kerb with any necessary cuts at the building line or edge of building.
- If margins less than half paver width are unavoidable, locate the cut pavers where they are least conspicuous.
- Cut pavers less than 25% of a full paver shall not be used.
- Pattern alignment tolerance of 2 to 3mm maximum.
- Use well-graded washed river sand, 'Pavelock' or approved equivalent joint filling sand.



Typical Sawcut Joint (S.J.)



Typical Expansion Joint (E.J.)



Typical Isolation Joint (I.J.)

Refer to SCC Drawing Catalogue number 4838 & 4424 for further details.
Refer to 'Culburra Beach Town Centre - Footpath & Pathway Plan' for designated locations.



Coloured Concrete Surface Finish

Specification Information

Colour: Full Depth Oxide - Colormix 'Bluestone'.
Finish: Broom finish to R10 non-slip.



Tree Pit - Aggregate & Resin Surface Finish

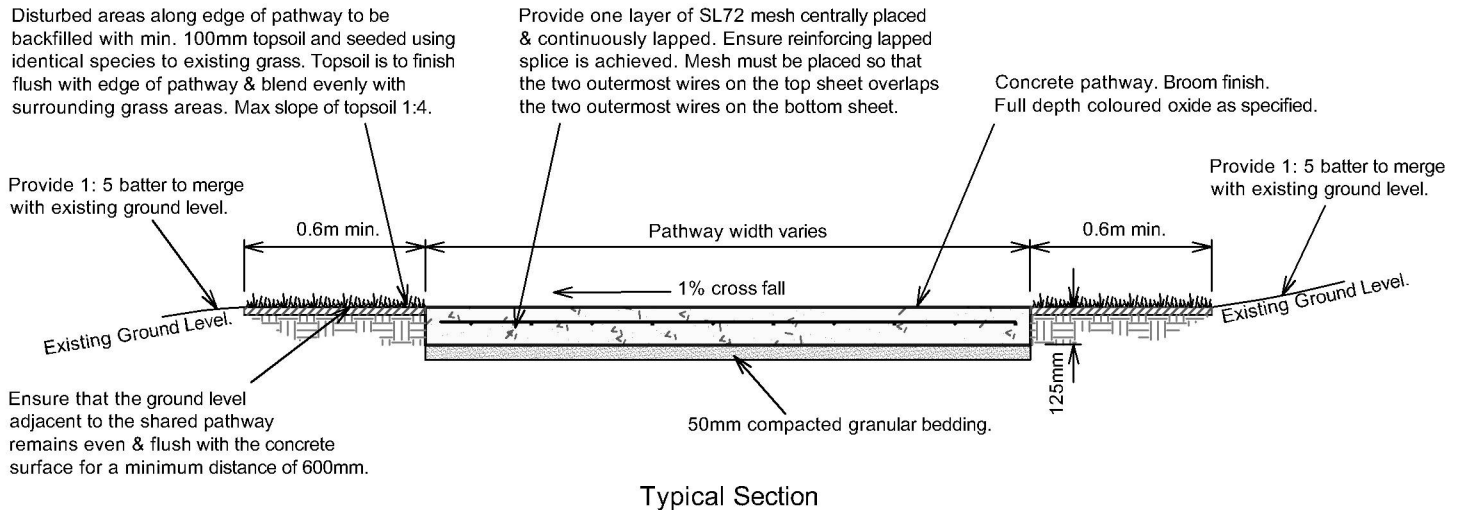
Specification Information

'Stoneset' ®.
Colour: 6mm Charcoal porous aggregate to 40mm depth
Provide aluminium angle edge to the perimeter of Stoneset area.

6. Culburra Beach Town Centre - Footpath & Pathway Details



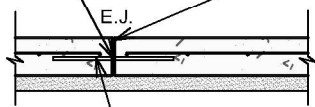
Coloured Concrete with Decorative Artwork - Type 2 Pathways



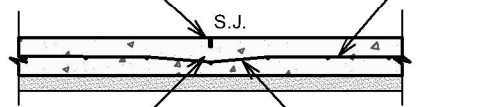
Expansion joint 10mm wide. Filled with compressible filler at a minimum of 6m intervals.

Seal with approved 20mm deep silicon or polyurethane sealant ('Sikaflex'® "Dark Grey").

Seal with approved 20mm deep silicon or polyurethane sealant ('Sikaflex'® "Dark Grey").



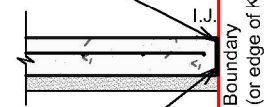
Dowel Galvanised and fixed. Centrally located. 300 long at 300 centres. Dowels must be supported in a way that no steel crosses the joint except for the dowel.



50mm min. cover from sawcut to reinforcement

Every second bar of mesh to be cut under the sawcut joint

Typical Sawcut Joint (S.J.)



Isolation joint 10mm wide. Filled with compressible filler material.

Typical Isolation Joint (I.J.)

Typical Expansion Joint (E.J.)

Typical notes:

Concrete 32mpa concrete (due to colour)
Provide full depth colour oxide with a maximum 20mm aggregate size as specified.
Colour: 'Colormix' "Bluestone".

Broom finish. Ensure minimum slip resistance of R10 is achieved.

Seal concrete with 'Klen' "Tuscan Seal".


Finish concrete flush with adjoining surfaces.

Provide expansion joints at 6m intervals or as indicated on plans.
Use "Connolly" Expansion Joint with dowel sleeves.

Provide sawcuts joints at intervals determined by Council Engineers.

Typically 1% cross falls or as indicated on plans / cross section.

All dimensions are in millimeters unless noted otherwise.

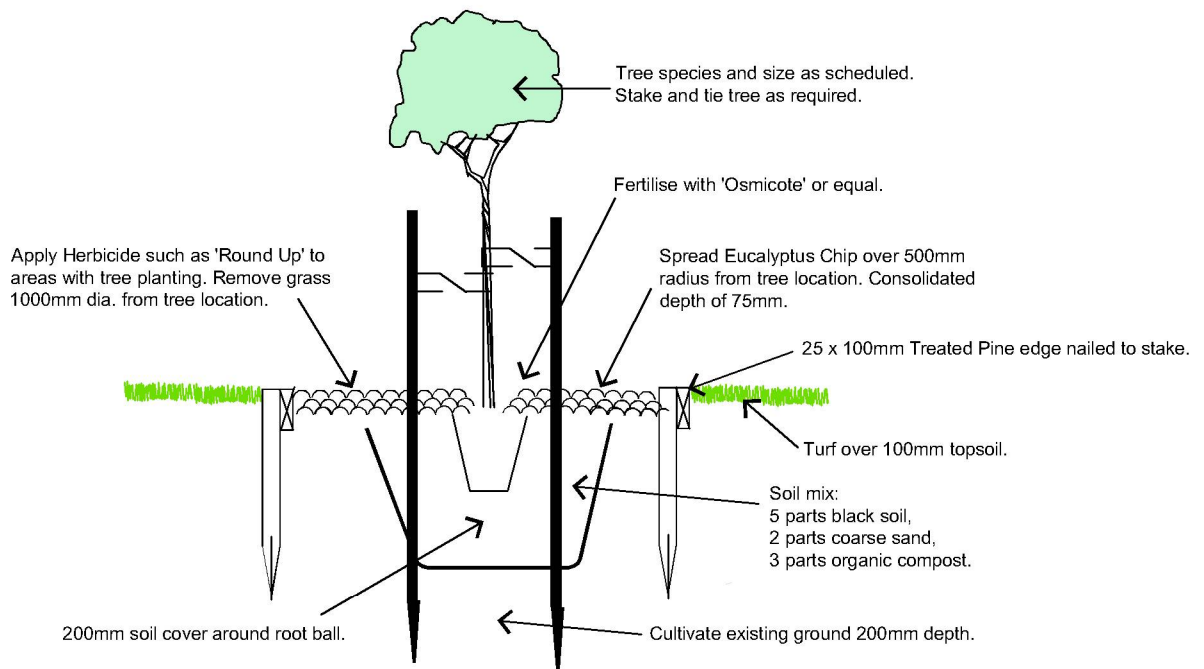


Concrete Oxide 'Colormix' "Bluestone" Surface Finish

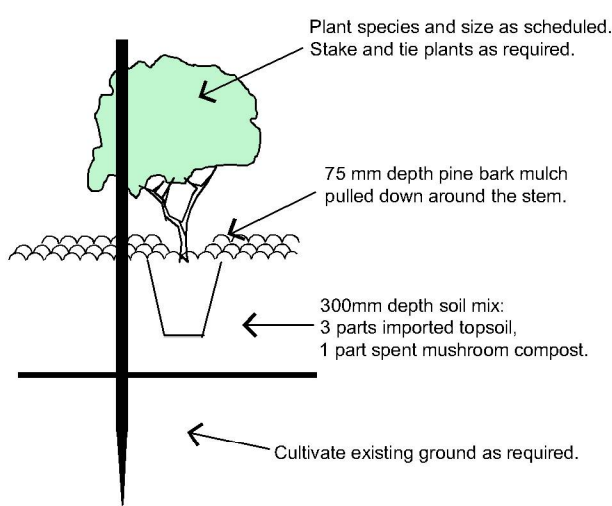
Refer to 'Culburra Beach Town Centre - Footpath & Pathway Plan' for designated locations.

6. Culburra Beach Town Centre - Footpath & Pathway Details

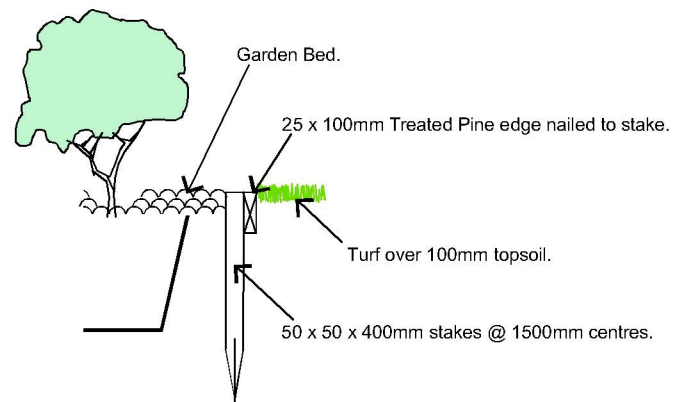




Typical Detail - Street Tree Planting



Typical Detail - Planting Detail



Typical Detail - Timber Garden Edge

Refer to SCC Drawing Catalogue number 4424 for further details.

6. Culburra Beach Town Centre - Planting Details



Typical Street Trees




Botanic Name: *Banksia integrifolia*
Common Name: Coastal Banksia



Botanic Name: *Tristaniopsis laurina* 'Luscious'
Common Name: Water Gum



Botanic Name: *Cupaniopsis anacardioides*
Common Name: Tuckeroo



Botanic Name: *Melaleuca quinquenervia*
Common Name: Broad-Leaved Paperbark


6. Culburra Beach Town Centre - Plant Palette



Typical Shrubs



Botanic Name: *Lomandra longifolia* 'Tanika'
Common Name: Lomandra Tanika



Botanic Name: *Doryanthes excelsa*
Common Name: Gymea Lilly



Botanic Name: *Lomandra longifolia* 'Lime Jet'
Common Name: Lomandra Lime Jet



Botanic Name: *Syzigium paniculatum* dwarf
Common Name: Magenta Lilly Pilly



Botanic Name: *Anigozanthus* 'Big Red'
Common Name: Kangaroo Paw



Botanic Name: *Poa labillardieri* 'Eskdale'
Common Name: Tussock-grass



Botanic Name: *Banksia* 'Birthday Candles' dwarf



Botanic Name: *Felicia amelloides*
Common Name: Blue Marguerite



Botanic Name: *Westringia fruticosa*
Common Name: Coastal Rosemary



Botanic Name: *Melaleuca thymifolia*
Common Name: Thyme-Leaf Honey-Myrtle



Botanic Name: *Nandina* 'Golf Stream'
Common Name: Nandina

6. Culburra Beach Town Centre - Plant Palette







AS2700 'White' (N14)
 - Garbage bin enclosure frames (satin)
 - Community information noticeboard frame (satin)



Colormix 'Bluestone' oxide
 - Concrete footpaths & pathways



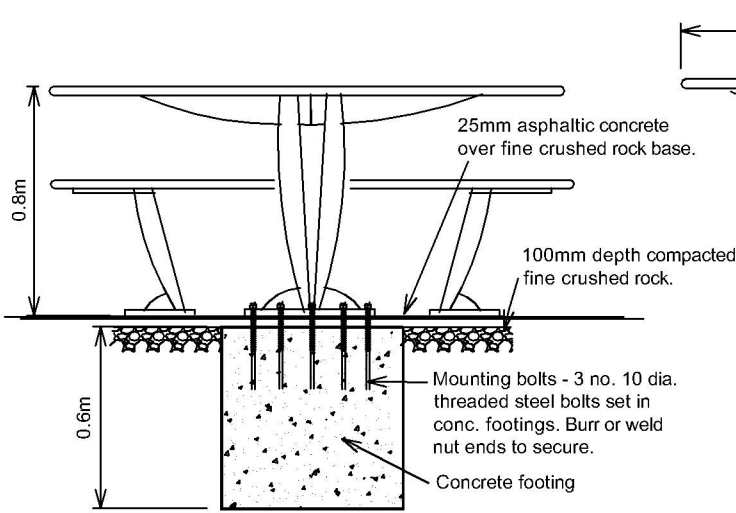
AS2700 'Buff' (x41)



Dulux Powdercoat 'Wedgewood' (50279)
 - Garbage bin enclosure - mini orb infill (low sheen)
 - Table & seating frames (low sheen)
 - Tree guards (low sheen)
 - Community information noticeboard internal frame (low sheen)

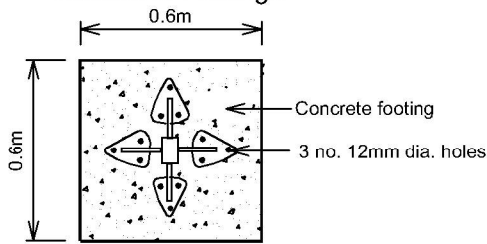
6. Culburra Beach Town Centre - Colour Palette





Existing compacted ground

Section of Footings



Plan of Mounting Plate

Table Installation Details

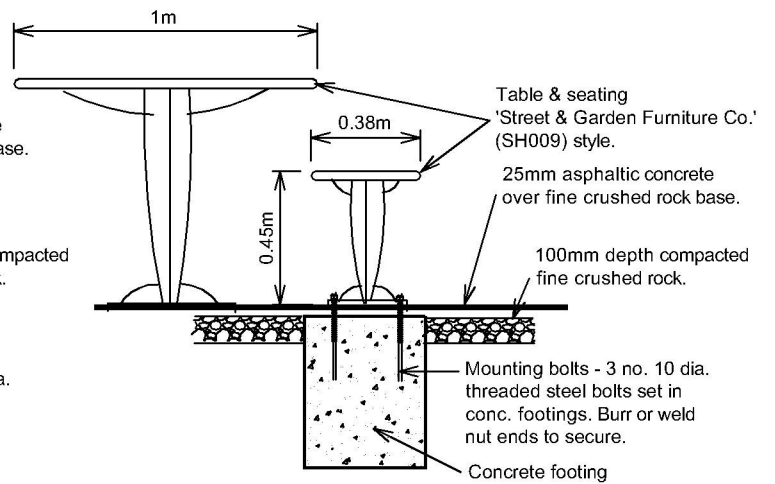


Prince Edward Avenue

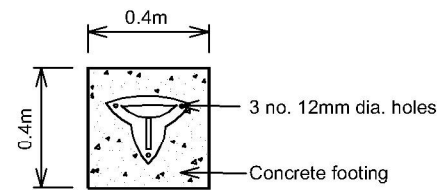


Prince Edward Avenue

Refer to SCC Drawing Catalogue number 4424 for further details.

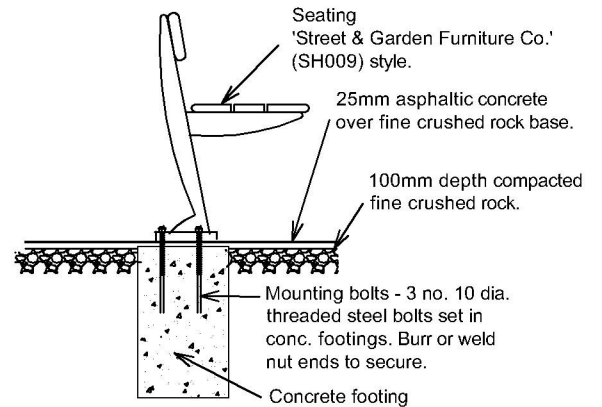


Existing compacted ground
Section of Footings

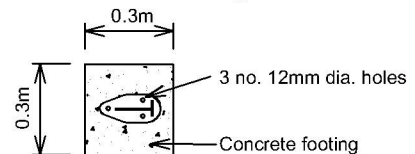


Plan of Mounting Plate

Seat Installation Details



Existing compacted ground
Section of Footings



Plan of Mounting Plate

Seat Installation Details

6. Culburra Beach Town Centre - Street Furniture





Bin Enclosure

Specification Information

Description: Custom made design

Manufacturer: SCC Workshop

Colour: Body Infill - 'Dulux'

Powdercoat "Wedgewood" (50279)

Frame - 'Dulux' Powdercoat "White

Satin" (11395)

Fixing: Bolted down.



Outdoor Ashtray

Specification Information

Description: Custom made design

Manufacturer: 'Butt Out Australia Pty Ltd'.

Material: High-grade polished stainless steel

Size: 152mm dia. Jumbo bin.

Fixing: Stainless steel pole mounted.



Tree Guard

Specification Information

Description: Custom made design

Manufacturer: 'Street & Garden Furniture Co.'

Colour: 'Dulux' Powdercoat

"Wedgewood" (50279)

Fixing: In ground.



Community Information Noticeboard

Specification Information

Description: Custom made design

Manufacturer: SCC Workshop

Colour: Internal frame - 'Dulux'

Powdercoat "Wedgewood" (50279)

Frame - 'Dulux' Powdercoat "White

Satin"(11395)

Fixing: Set in concrete footing.

6. Culburra Beach Town Centre - Street Furniture

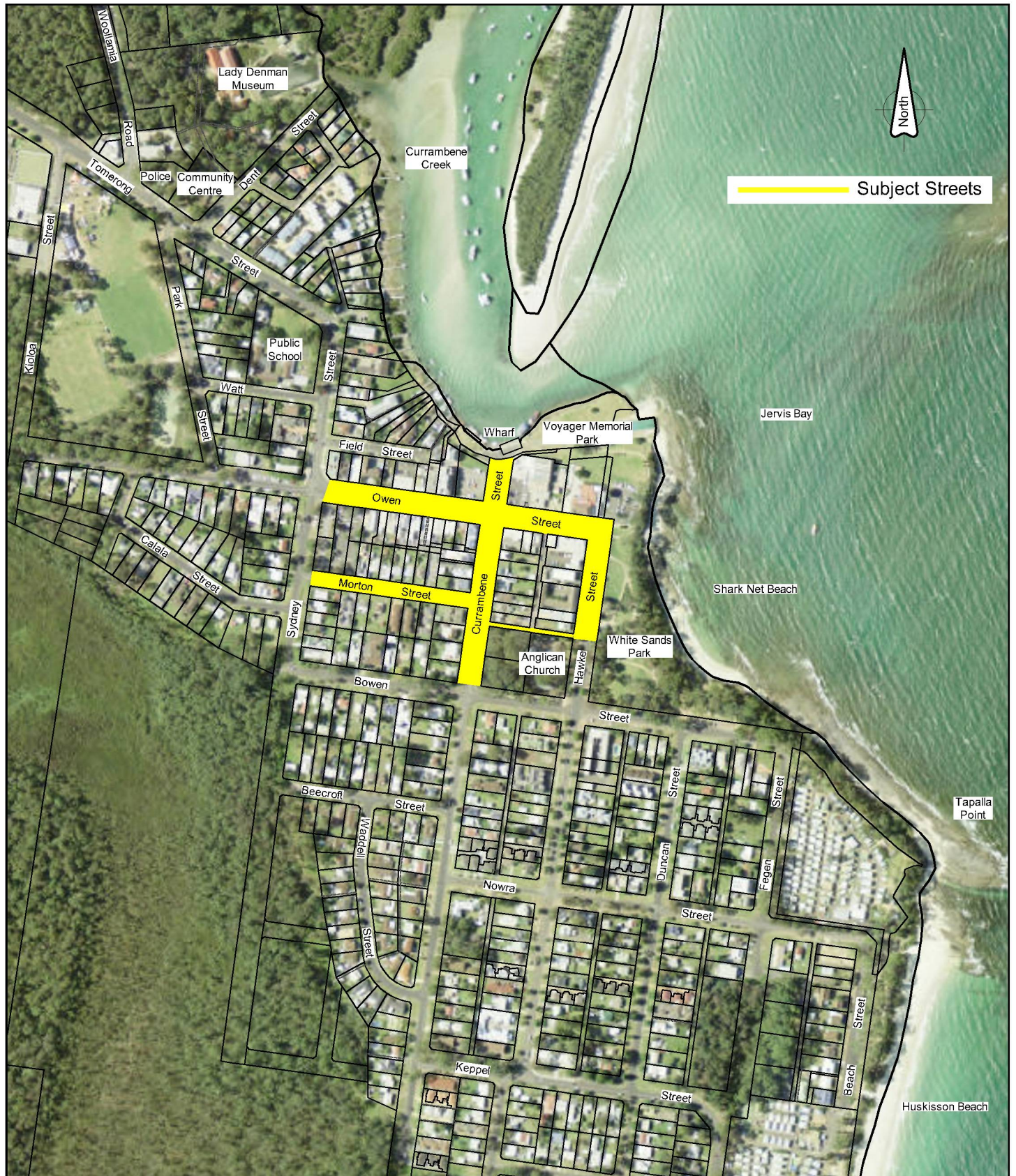


This page has been left blank intentionally.

6. Culburra Beach Town Centre

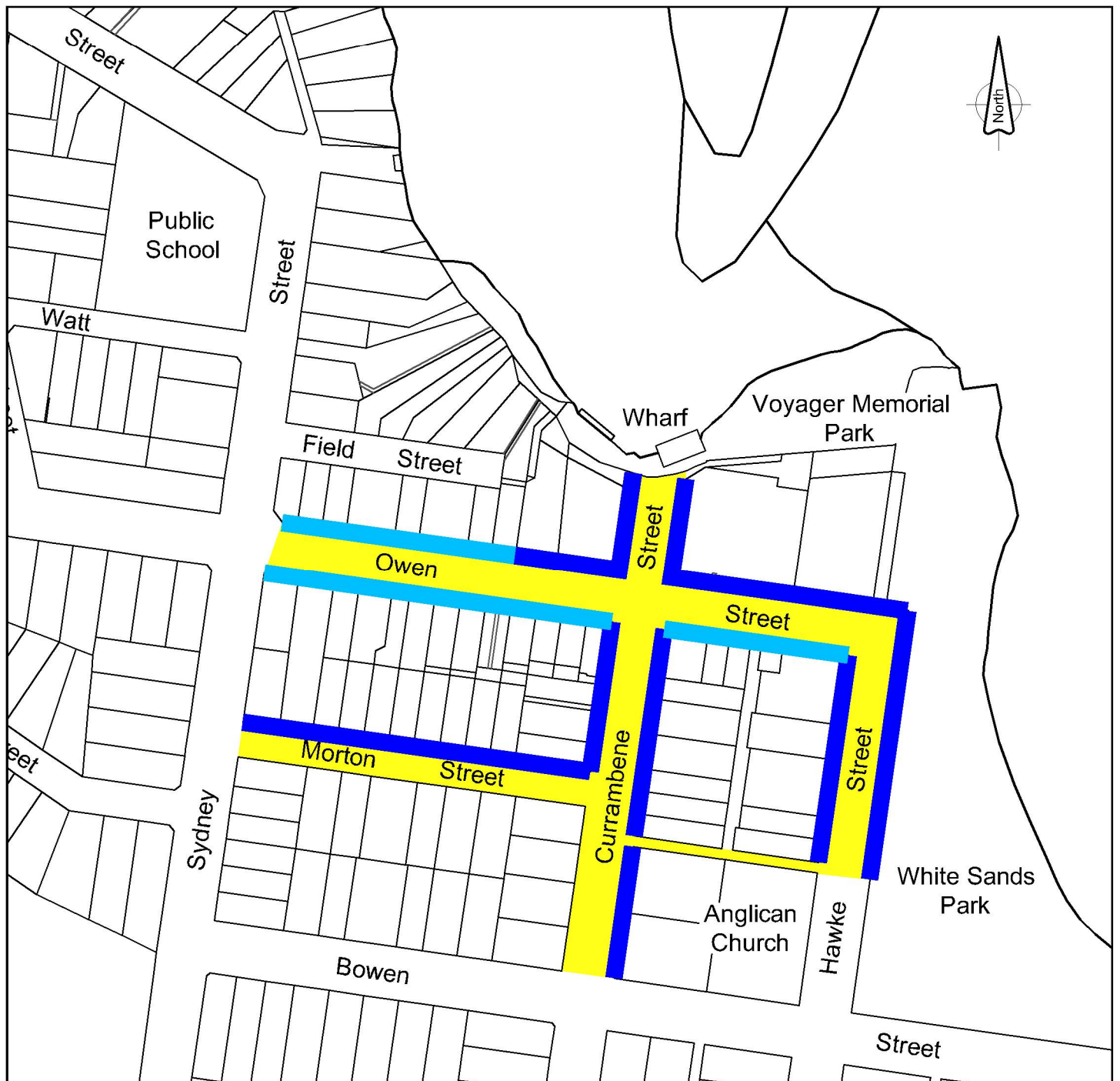


Located at the gateway to Jervis Bay, Huskisson is a bustling tourist town with a strong relationship to the unique and pristine environment of Jervis Bay. The rich boat building history and views to the Currumbene Creek estuary contribute to Huskisson's coastal maritime character.






7. Huskisson Town Centre - Map of Subject Streets





Legend

-  Subject Streets.
-  **Type 1** - full width brick paver **footpath** (brick pavers with brick header course decorative margins).
-  **Type 2** - part width brick paver **pathway** (brick pavers with brick header course decorative margins).

Refer to 'Huskisson Town Centre - Footpath & Pathway Types' for more details..


7. Huskisson Town Centre - Footpath & Pathway Plan



Definitions:

"Footpath" refers to full width areas of pavement on the road reserve between the property boundary and the street kerb and gutter.

"Pathway" refers to part width areas (various widths) of pavement on the road reserve between the property boundary and the street kerb and gutter.



Owen Street


Type 1 - (Footpath)

Full width **brick pavers** with brick header course decorative margins.

- Brick pavers laid in stretcher bond pattern 90° to kerb, 'PGH' "Rustic Gold" 230 x 115 x 50mm thick pavers.
- Brick header course 'PGH' "Black & Tan" 230 x 115 x 50mm thick pavers.



Owen Street



Currambene Street

Type 2 - (Pathway)

Part width **brick pavers** with brick header course decorative margins.

- Brick pavers laid in stretcher bond pattern 90° to kerb, 'PGH' "Rustic Gold" 230 x 115 x 50mm thick pavers.
- Brick header course 'PGH' "Black & Tan" 230 x 115 x 50mm thick pavers.

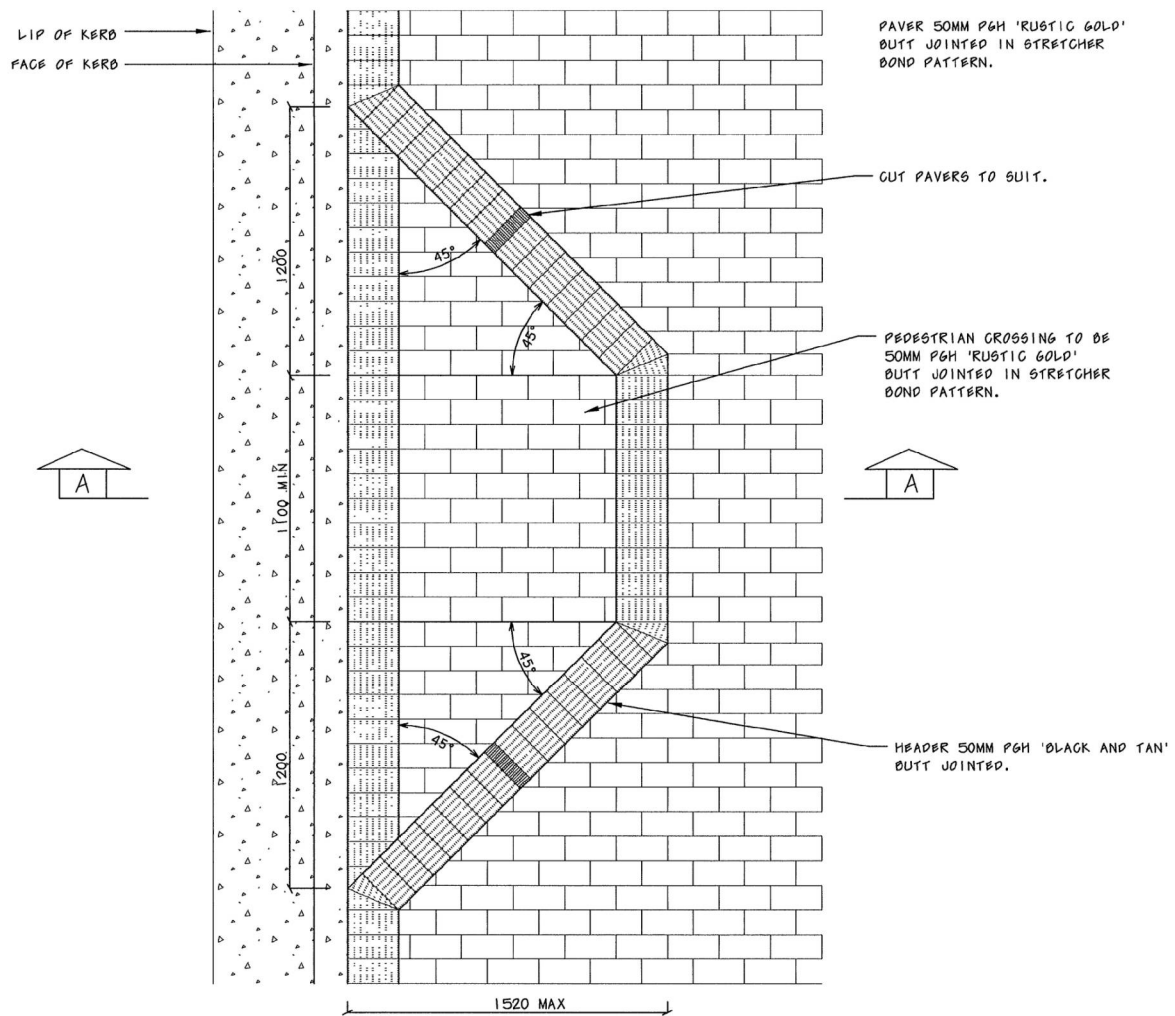
Note:

All existing brick paver footpaths and pathways shall be retained if deemed, by Council, to be in good condition. Refer to 'Huskisson Town Centre - Footpath & Pathway Plan' for designated locations.

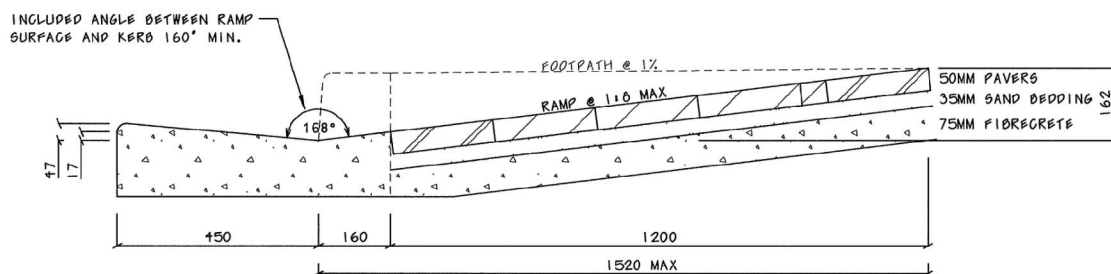
7. Huskisson Town Centre - Footpath & Pathway Types



Brick Pavers with Brick Header Course - Type 1 Footpaths & Type 2 Pathways



PEDESTRIAN / PRAM RAMP DETAIL



SECTION A - A

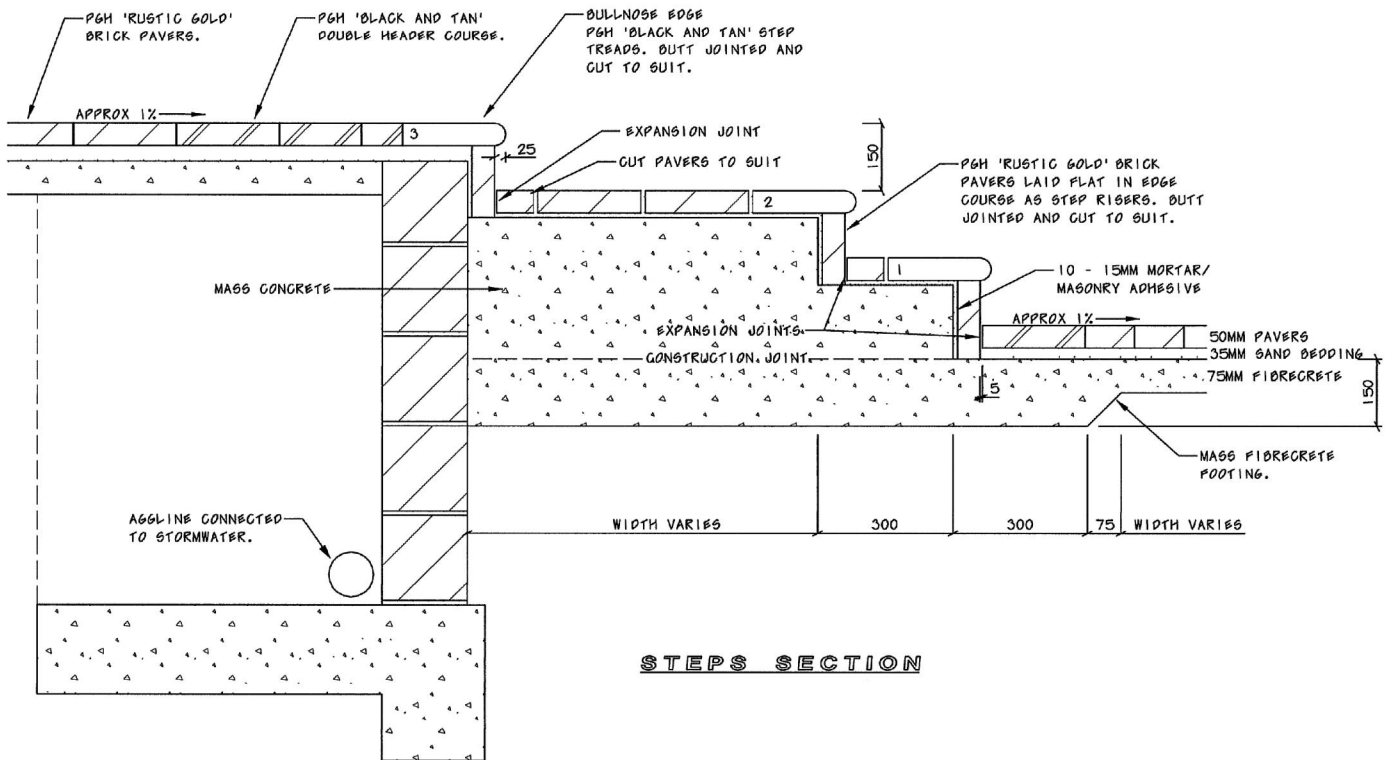
Note:

- If necessary, distribute variations in hue, colour, or pattern uniformly, by mixing pavers or paving batches before laying.
- Set out pavers to give uniform joint widths to match existing or no greater than 3 to 5mm.
- Full width footpaths to have full pavers at back of kerb with any necessary cuts at the building line or edge of building.
- If margins less than half paver width are unavoidable, locate the cut pavers where they are least conspicuous.
- Cut pavers less than 25% of a full paver shall not be used.
- Pattern alignment tolerance of 2 to 3mm maximum.
- Use well-graded washed river sand, 'Pavelock' or approved equivalent joint filling sand.

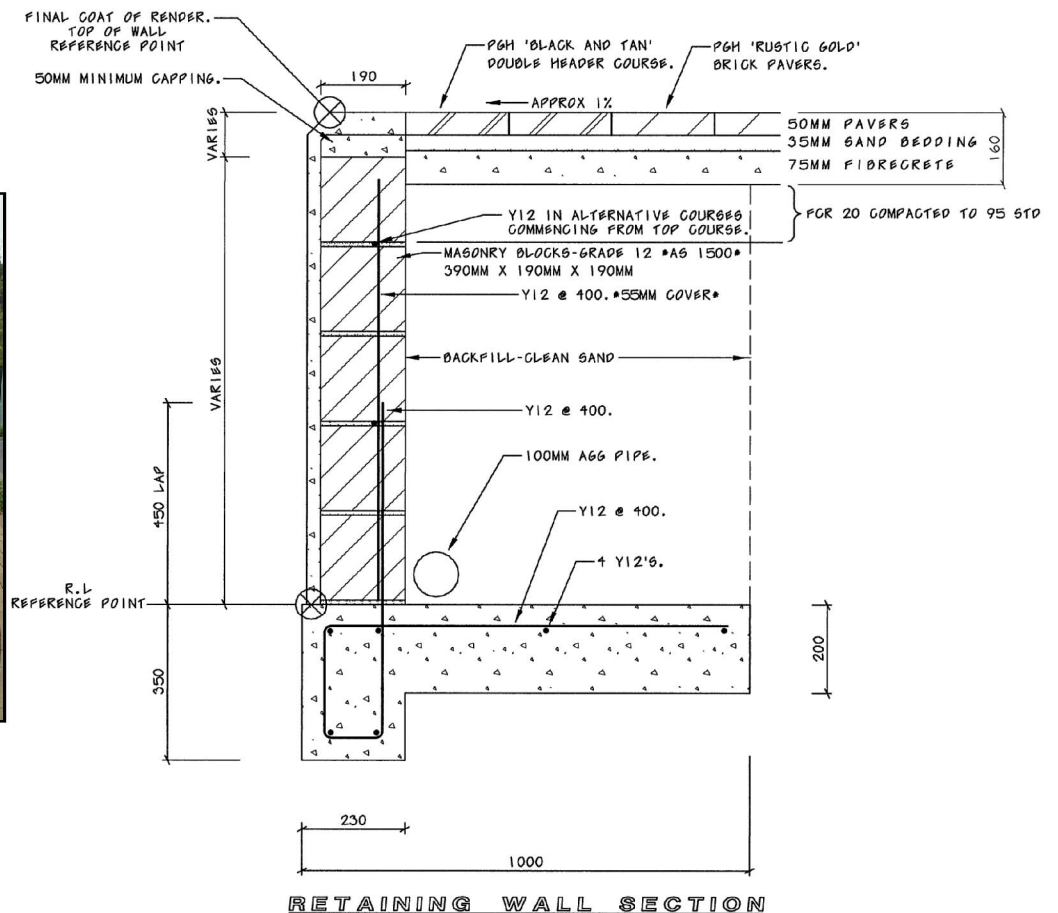
Refer to SCC Drawing Catalogue number 2631_22 & _23 for further details.

7. Huskisson Town Centre - Footpath & Pathway Details





Owen Street - Retaining Wall

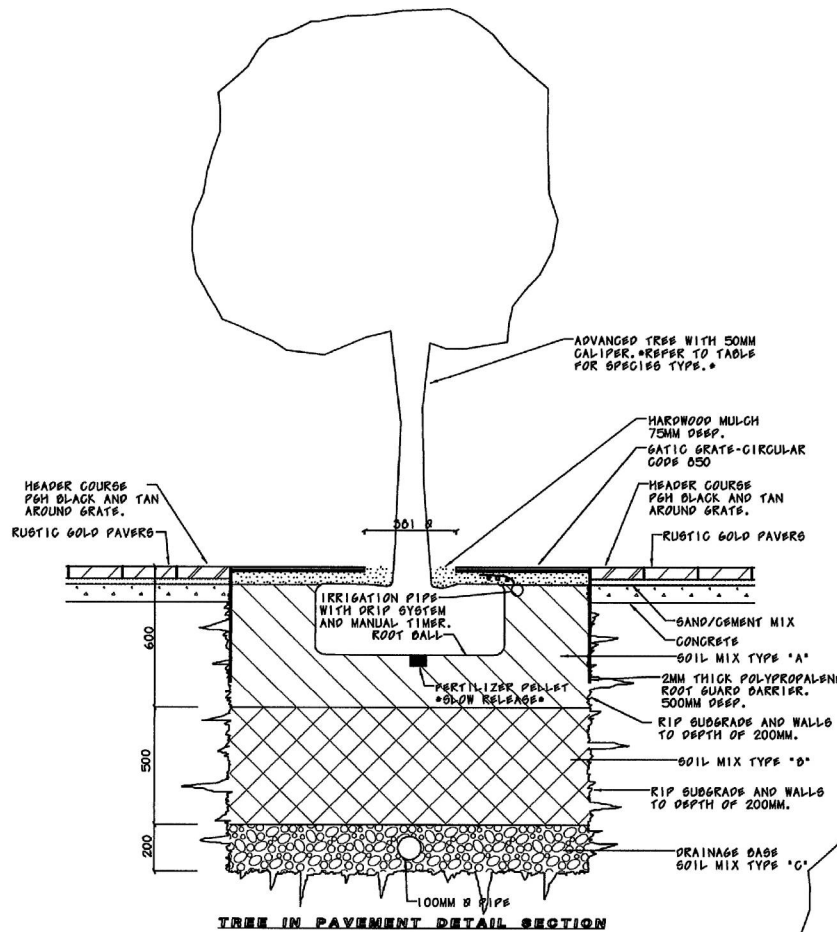


Refer to SCC Drawing Catalogue number 2631_22 & _23 for further details.

7. Huskisson Town Centre - Footpath & Pathway Details



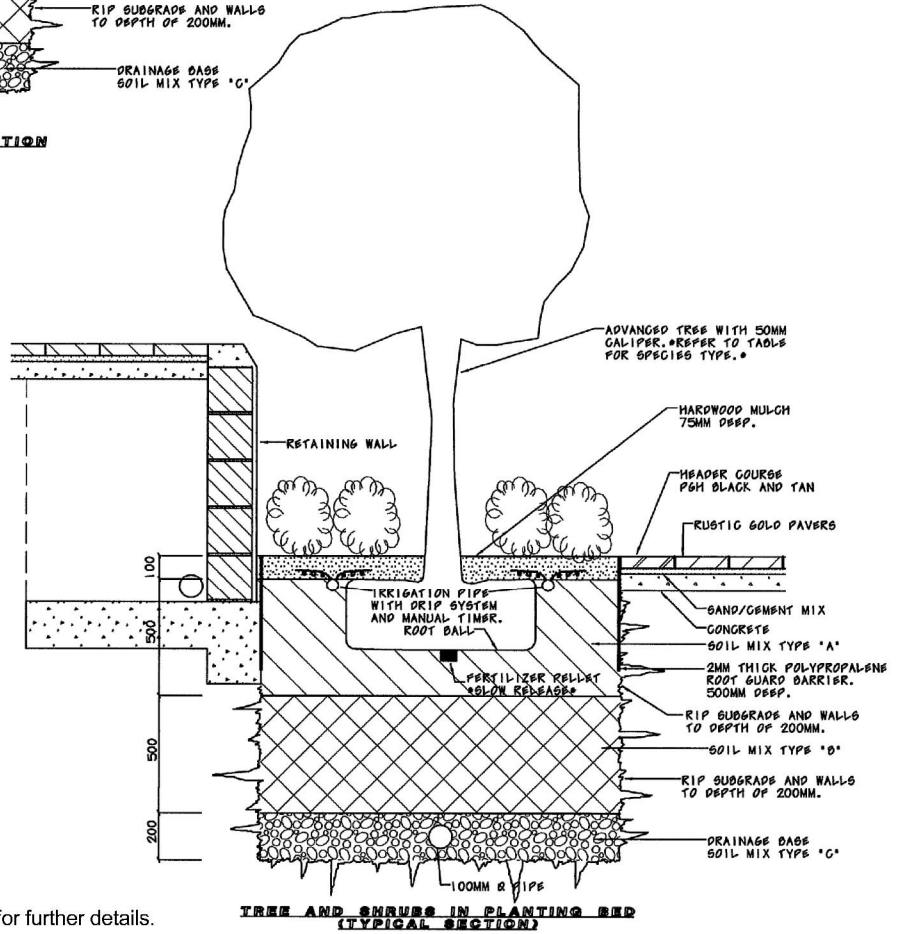
Typical Street Tree Planting



TYPE "A" SOIL MIX: 8 PARTS SANDY LOAM AND 2 PARTS WASHED COARSE RIVER SAND, WITH PH IN THE RANGE OF 5.5 TO 7.0 AND SALT CONTENT *MEASURED OVEN DRY* 0.1% MAXIMUM. SHALL ONLY BE LIGHTLY COMPACTED BY FOOT IN 150MM LAYERS.

TYPE "B" SOIL MIX: SOIL TO BE 7 PARTS FRIABLE SANDY LOAM AND 3 PARTS PEAT MOSS AND HAVE A PH VALUE WITHIN THE RANGE OF 5.5 TO 7.0 AND WITH NO MORE THAN 0.1% SALT CONTENT *MEASURED OVEN DRY*.

TYPE "C" SOIL MIX: *DRAINAGE BASE OF TREE PITS* 15 - 20MM DIAMETER GRADED BLUE METAL AGGREGATE FREE FROM DUST.



Refer to SCC Drawing Catalogue number 2631_20 & _21 for further details.

7. Huskisson Town Centre - Planting Details



Typical Street Trees



Botanic Name: *Acmena smithii* 'Winter Lights'
Common Name: Lilly Pilly



Botanic Name: *Hibiscus tiliaceus* 'Rubra'
Common Name: Cottonwood



Botanic Name: *Syzygium leuhmannii*
Common Name: Small-leaf Lillypilly



Botanic Name: *Cupaniopsis anacardioides*
Common Name: Tuckeroo



Botanic Name: *Sophora japonica*
Common Name: Japanese Pagoda Tree

7. Huskisson Town Centre - Plant Palette



Typical Shrubs



Botanic Name: *Dianella revoluta* 'Little Rev'



Botanic Name: *Dianella tasmanica* 'Tas Red'



Botanic Name: *Dianella* 'Streetscape'



Botanic Name: *Crinum pedunculatum*
Common Name: Swamp Lily



Botanic Name: *Scaevola aemula* 'Purple fanfare'
Common Name: Fairy Fan-Flower



Botanic Name: *Convolvulus cneorum*
Common Name: Silverbush



Botanic Name: *Murraya paniculata*
Common Name: Orange Jessamine



Botanic Name: *Raphirolepis* 'Apple Blossum'
Common Name: Apple Blossum



Botanic Name: *Trachelospermum jasminoides*
Common Name: Star Jasmine



Botanic Name: *Lomandra longifolia* 'Lime Tuff'
Common Name: Lime Tuff




Botanic Name: *Lomandra hystrix* 'Katie Belles'
Common Name: Mat Rush




Botanic Name: *Westringia fruticosa* 'Grey Box'
Common Name: Coastal Rosemary

7. Huskisson Town Centre - Plant Palette






Taubmans 'Mink Scorpio' (T163-3)
- Bollards



AS2700 'Charcoal' (B64)
- Bollard tops / caps & straps (low sheen)
- Bin enclosures (powdercoat - satin)
- Retaining wall (matt)



AS2700 'Black' (N61)
- Light Poles (powdercoat - satin)



AS2700 'Ultramarine' (B21)
- Handrails (powdercoat - satin)
- Seat frames (gloss)

7. Huskisson Town Centre - Colour Palette





Seating

Specification Information

Description: "Metro" Seat - no arms - 2015mm long

Manufacturer: Stoddart Town and Park Furniture

Code: SSD2

Colour: Extruded aluminium battens
Metal Frame - AS2700 "Ultramarine" (B21)

Fixing: Bolted to concrete footings (see detail)

Skatelugs: One each end of each seat



Bin Enclosure

Specification Information

Description: Custom Design Bin Enclosure with angled roof.

695mm wide x 760mm deep x 1580mm high - 240ltr

Code: WBE-F240

Manufacturer: Street Furniture Australia

Frame & Panel Colour: Powdercoat AS2700
'Charcoal' Satin (B64) with anti graffiti easyclean clear coating.

Mounting: Surface mount with adjustable feet.
316 Stainless steel fixtures.



Bike Rack

Specification Information


Description: Bike Parking Rail

Manufacturer: Cora

Code: CBR 4 B

Finish: 316 Stainless Steel.

Fixing: Bolted down.
To comply with A.S.2890 - 1993

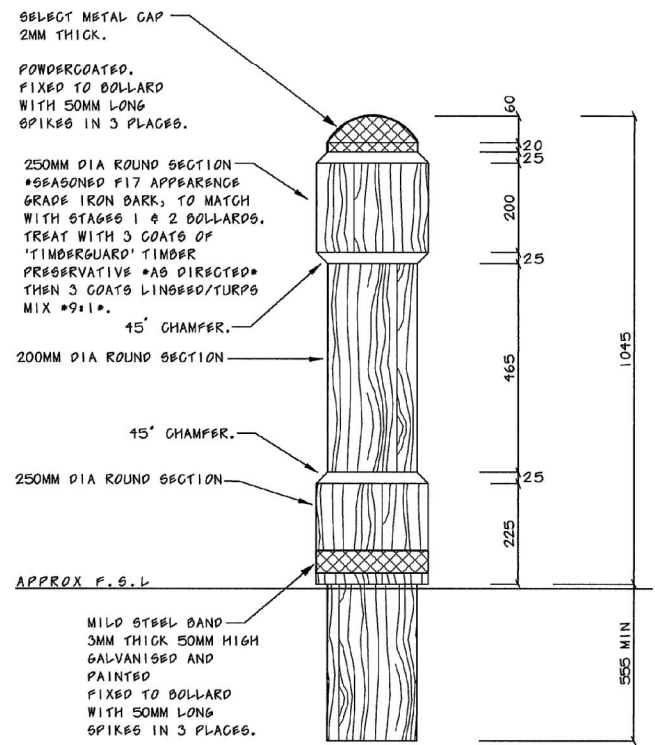


7. Huskisson Town Centre - Street Furniture

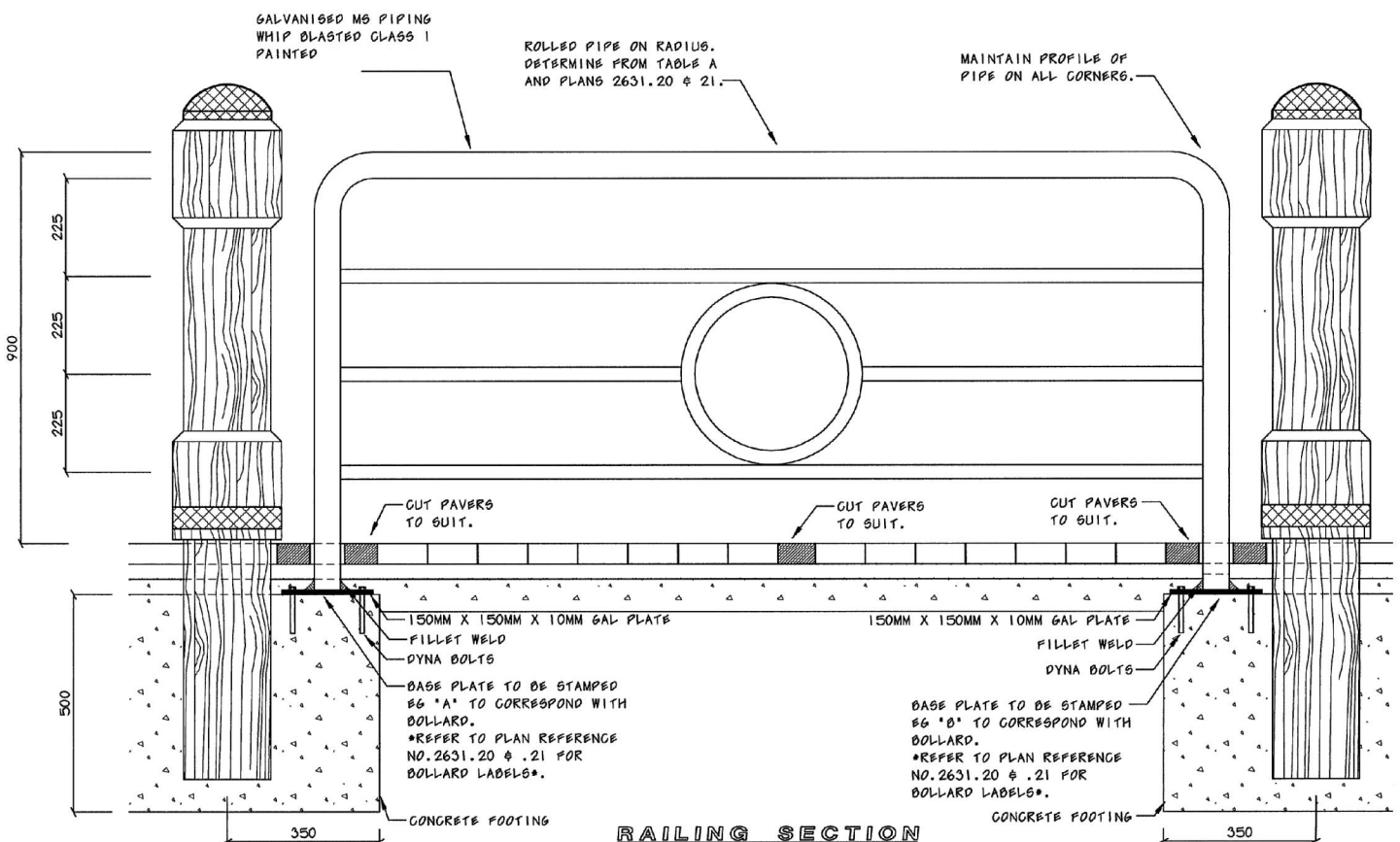




Owen Street - Bollard




BOLLARD SECTION



Refer to SCC Drawing Catalogue number 2631_22 & _23 for further details.

7. Huskisson Town Centre - Street Furniture





Street Light

Specification Information

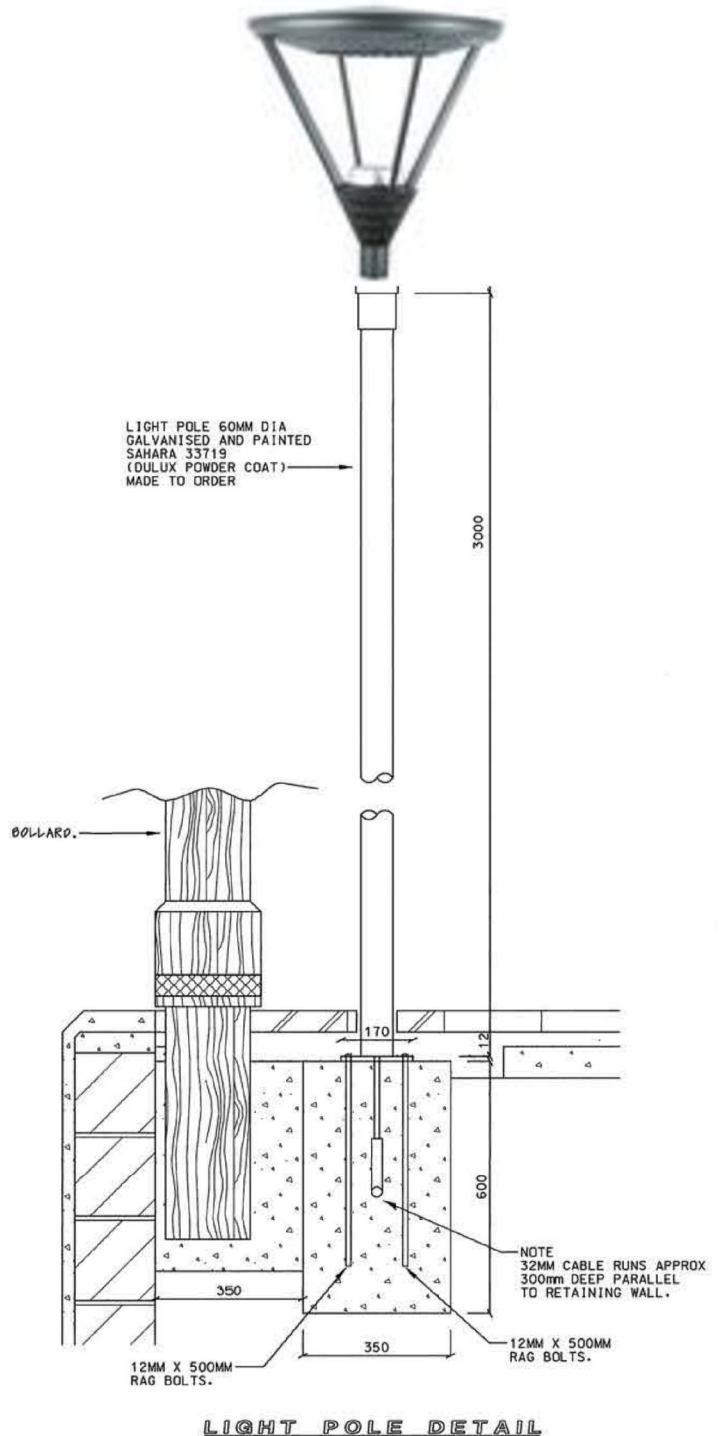
Description: Elyxe LED

Manufacturer: Sylvania Lighting Australia

Code: ELL9901L64

Colour: Black powdercoat finish

Fixing: Post top mounting

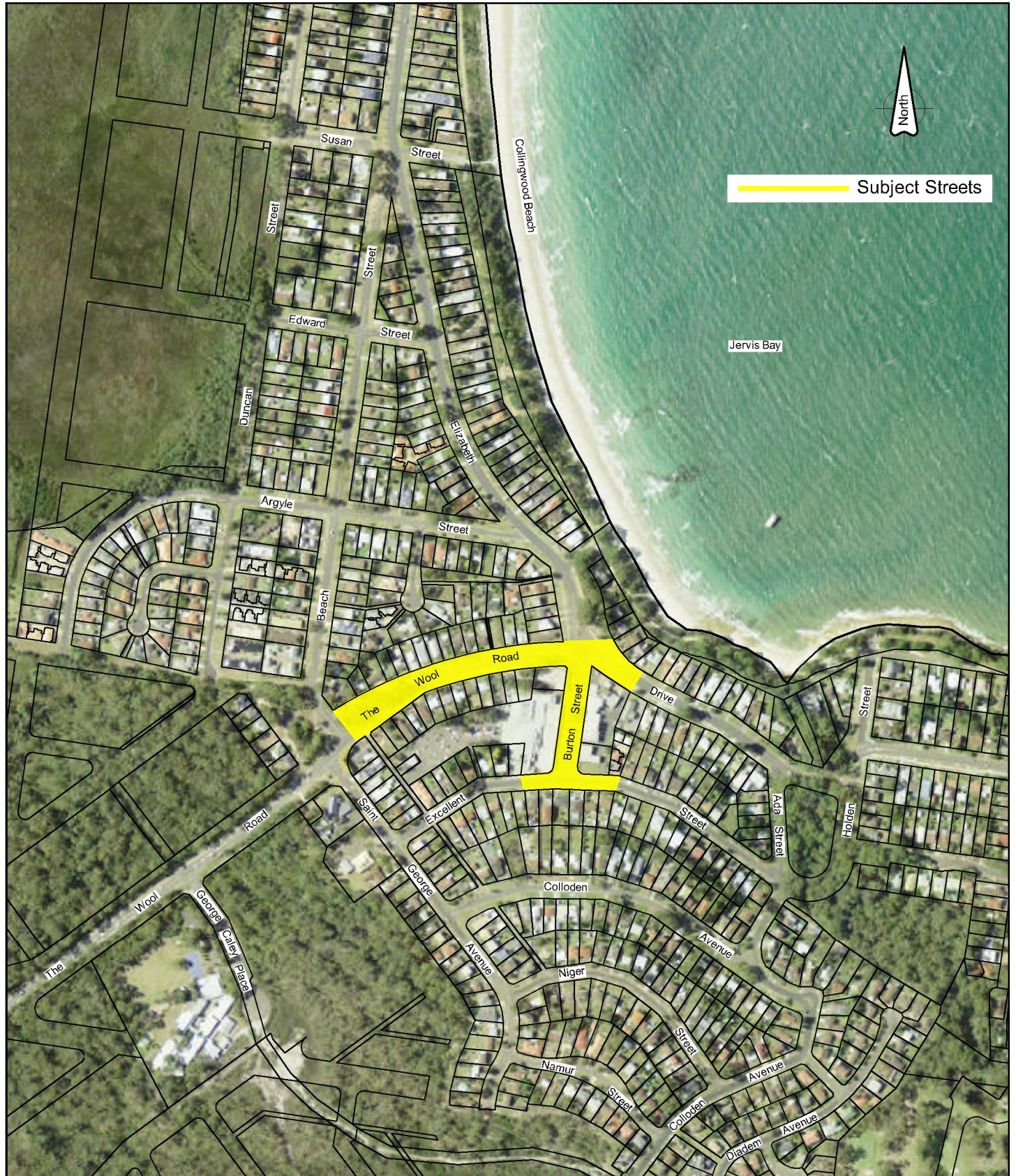


Refer to SCC Drawing Catalogue number 2631_22 & _23 for further details.

7. Huskisson Town Centre - Lighting

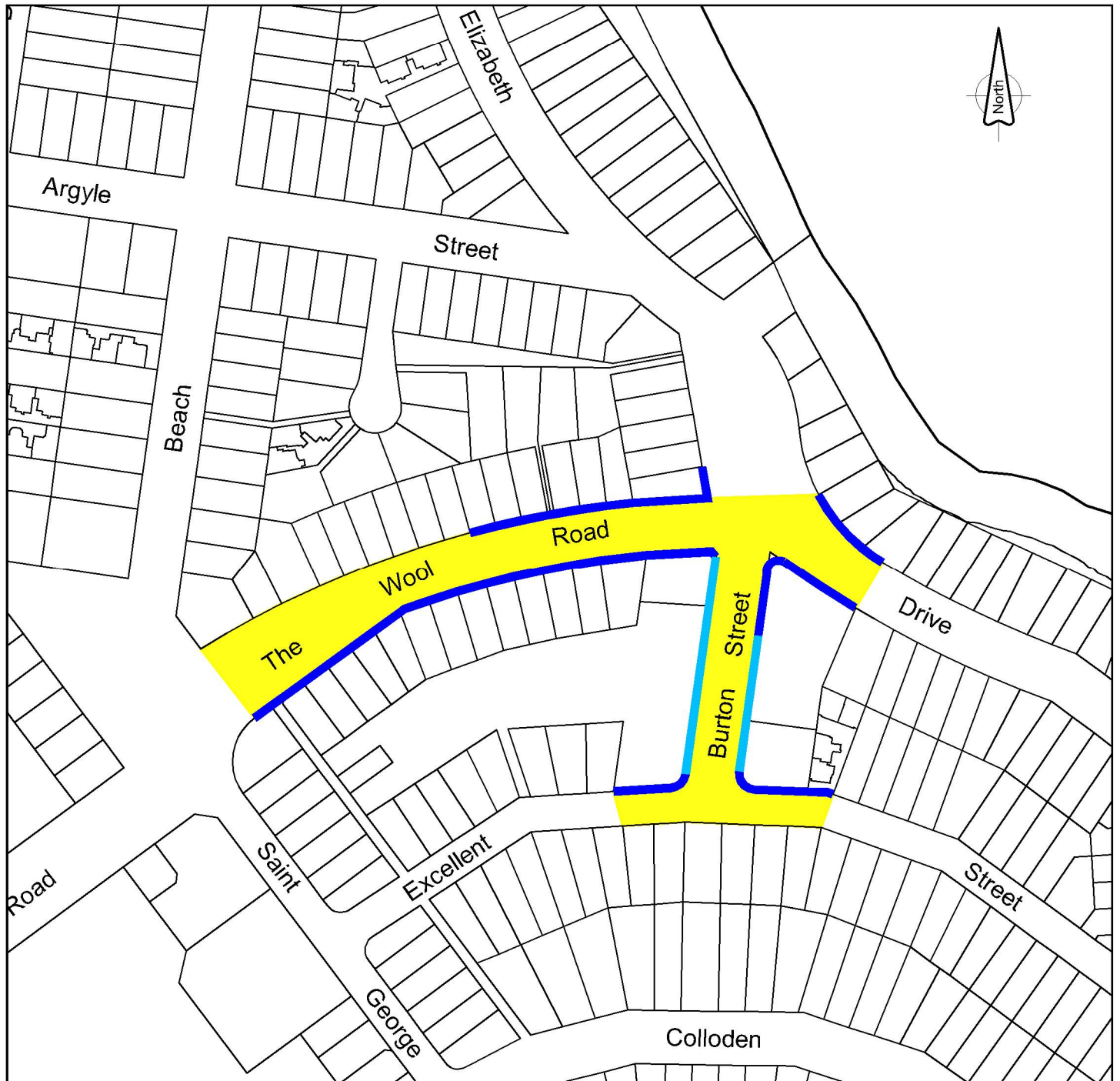


Vincentia is a small seaside village that is known for its strong connection with the pristine natural environment of Jervis Bay, its white sandy beaches and old growth forests. The busy town centre services the residents and tourists of the tranquil beachside towns and villages.



8. Vincentia Town Centre - Map of Subject Streets





Legend

- Subject Streets.
- Type 1** - full width concrete **footpath** (full depth concrete oxide with exposed aggregate).
- Type 2** - part width concrete **pathway** (full depth concrete oxide).

Refer to 'Vincentia Town Centre - Footpath & Pathway Types' for more details..

8. Vincentia Town Centre - Footpath & Pathway Plan



Definitions:

"Footpath" refers to full width areas of pavement on the road reserve between the property boundary and the street kerb and gutter.

"Pathway" refers to part width areas (various widths) of pavement on the road reserve between the property boundary and the street kerb and gutter.




Type 1 - (Footpath)

Full width, **full depth concrete oxide** with exposed aggregate.

- Concrete (32mpa) with full depth 'Colormix' "Sandstone" and exposed aggregate. Seal concrete with 'Klen' "Tuscan Seal".



Existing full width exposed aggregate footpath.



Type 2 - (Pathway)

Part width, **full depth concrete oxide**.

- Concrete (32mpa) with full depth 'Colormix' "Sandstone". Broom R10 non-slip finish. Seal concrete with 'Klen' "Tuscan Seal".

Refer to 'Vincentia Town Centre - Footpath & Pathway Plan' for designated locations.

8. Vincentia Town Centre - Footpath & Pathway Types



Coloured Concrete - Type 1 Footpaths & Type 2 Pathways

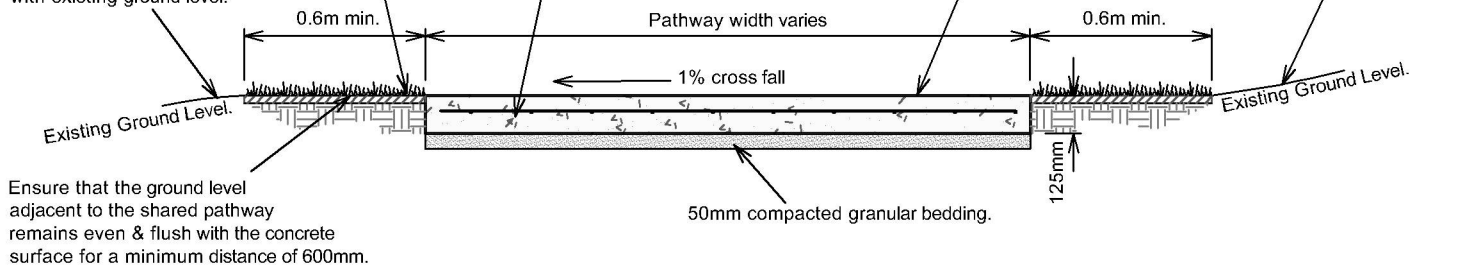
Disturbed areas along edge of pathway to be backfilled with min. 100mm topsoil and seeded using identical species to existing grass. Topsoil is to finish flush with edge of pathway & blend evenly with surrounding grass areas. Max slope of topsoil 1:4.

Provide one layer of SL72 mesh centrally placed & continuously lapped. Ensure reinforcing lapped splice is achieved. Mesh must be placed so that the two outermost wires on the top sheet overlaps the two outermost wires on the bottom sheet.

Concrete Footpaths - exposed aggregate.
Concrete Pathways - broom finish.
Full depth coloured oxide as specified.

Provide 1: 5 batter to merge with existing ground level.

Provide 1: 5 batter to merge with existing ground level.



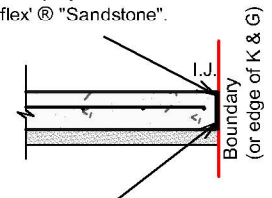
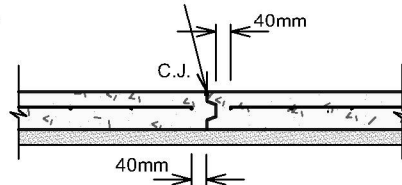
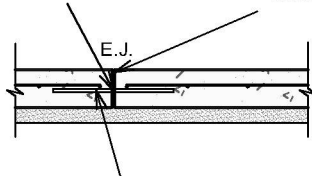
Typical Section

Expansion joint 10mm wide. Filled with compressible filler at a minimum of 6m intervals.

Seal with approved 20mm deep silicon or polyurethane sealant 'Sikaflex'® "Sandstone".

Pressed-metal key joint to suit slab thickness at a minimum of 3m intervals.

Seal with approved 20mm deep silicon or polyurethane sealant 'Sikaflex'® "Sandstone".



Dowel Galvanised and fixed. Centrally located. 300 long at 300 centres. Dowels must be supported in a way that no steel crosses the joint except for the dowel.

Typical Control Joint (C.J.)

Isolation joint 10mm wide. Filled with compressible filler material.

Typical Isolation Joint (I.J.)

Typical Expansion Joint (E.J.)

Typical notes:

Concrete 32mpa concrete (due to colour)
Provide full depth colour oxide with a maximum 20mm aggregate size as specified.
Colour: 'Colormix' "Sandstone".

Broom finish. Ensure minimum slip resistance of R10 is achieved.

Seal concrete with 'Klen' "Tuscan Seal".

Finish concrete flush with adjoining surfaces.

Provide expansion joints at 6m intervals or as indicated on plans.
Use "Connolly" Expansion Joint with dowel sleeves.

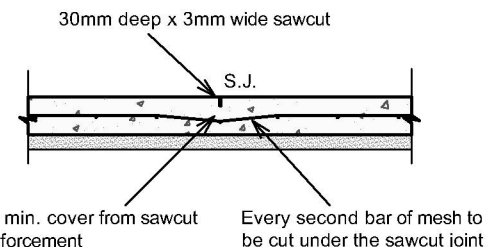
Provide control joints at alternate 6m intervals or as indicated on plans.
Use "Connolly" Key Joint with removable grey capping strip.

Provide sawcuts joints at intervals determined by Council Engineers.

Typically 1% cross falls or as indicated on plans / cross section.

All dimensions are in millimeters unless noted otherwise.

Refer to 'Vincentia Town Centre - Footpath & Pathway Plan' for designated locations.



Typical Sawcut Joint (S.J.)

8. Vincentia Town Centre - Footpath & Pathway Details

Typical Town Street Trees



Botanic Name: *Corymbia* - 'Summer Red'



Botanic Name: *Lagerstromia indica* 'Tuscarora'
Common Name: Crepe Myrtle



Botanic Name: *Tristaniopsis laurina* 'Luscious'
Common Name: Water Gum

8. Vincentia Town Centre - Plant Palette



Typical Shrubs



Botanic Name: *Dichondra* 'Silver Bells'



Botanic Name: *Nandina* 'Golf Stream'
Common Name: Nandina



Botanic Name: *Lomandra longifolia* 'Lime Jet'



Botanic Name: *Loropetalum chinense* 'Purple Pixie'



Botanic Name: *Alternanthera dentata* 'Little Ruby'



Botanic Name: *Lagerstroemia indica* 'Chisam Fire'




Botanic Name: *Alternanthera dentata* 'Brazilian Red Hots'

8. Vincentia Town Centre - Plant Palette







MUROBOND
'Dirty Wombat'



AS2700
'Magenta' (P11)



AS2700
'Pastel Grey' (N12)



AS2700
'Graphite Grey' (N65)

8. Vincentia Town Centre - Colour Palette





Seating Type

Specification Information

Description: "Aluminium Seat" (with back) 2000mm long

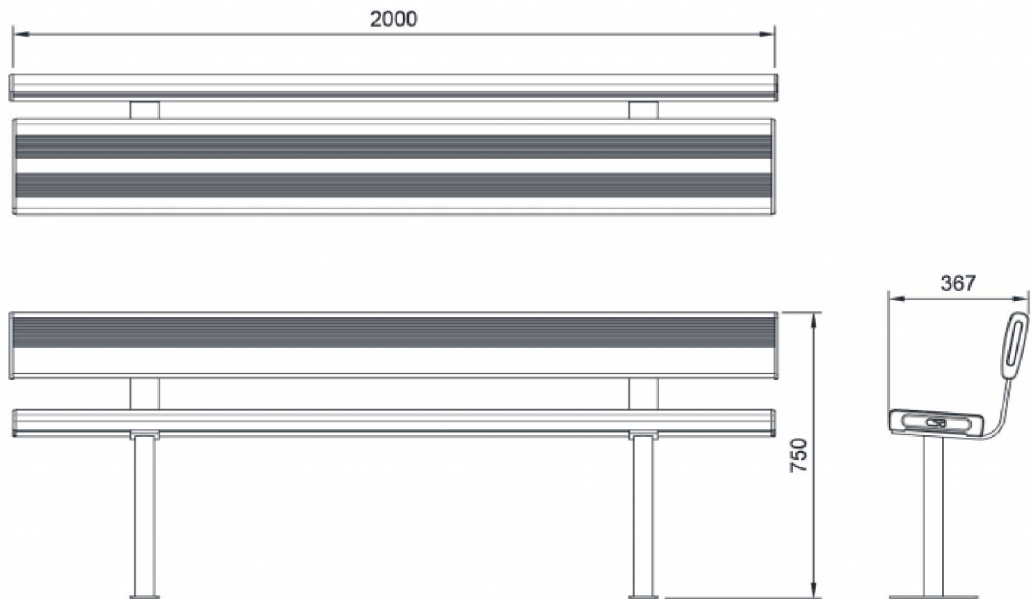
Manufacturer: Commercial Systems Australia Pty Ltd.

Code: AL1005

Colour: Aluminium Frame, Backrest and Seat

Fixing: Bolt down fixing

Skatelugs: One each end of each seat



Bike Rack

Specification Information

Description: Bike Parking Rail

Manufacturer: Cora

Code: CBR 4 B

Finish: 316 Stainless Steel.

Fixing: Bolted down.

To comply with A.S.2890 - 1993



8. Vincentia Town Centre - Street Furniture

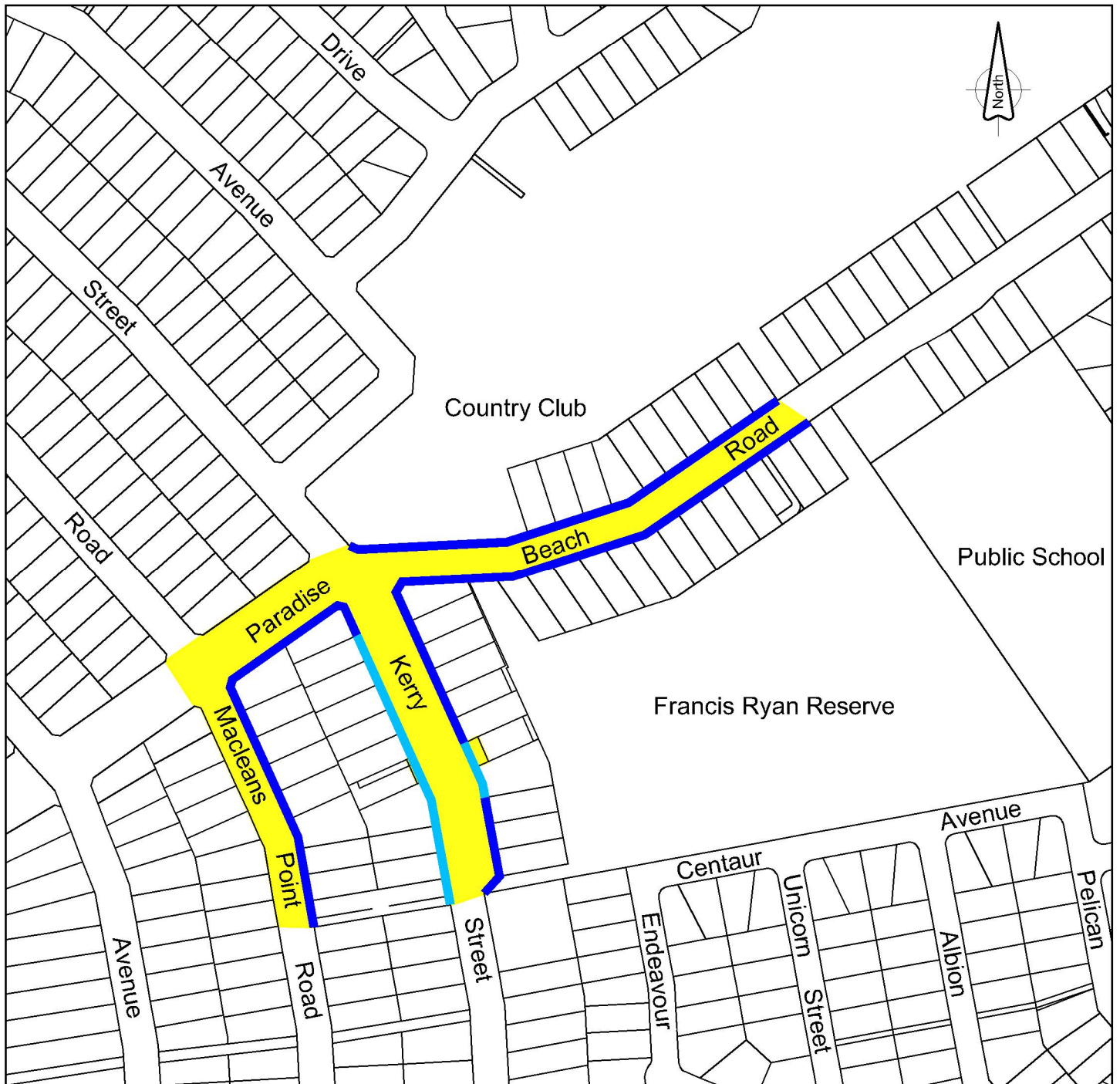


Sanctuary Point is a small village that retains its natural unspoilt character in connection with St Georges Basin. The centre maintains a calm and intimate ambience and its natural character is accentuated by mature, spotted gums that shade the streets.






9. Sanctuary Point Town Centre - Map of Subject Streets





Legend

-  Subject Streets.
-  **Type 1** - full width concrete **footpath** (full depth concrete oxide).
-  **Type 2** - part width concrete **pathway** (full depth concrete oxide with decorative artwork).

Refer to 'Sanctuary Point Town Centre - Footpath & Pathway Types' for more details..

9. Sanctuary Point Town Centre - Footpath & Pathway Plan



Definitions:

"Footpath" refers to full width areas of pavement on the road reserve between the property boundary and the street kerb and gutter.

"Pathway" refers to part width areas (various widths) of pavement on the road reserve between the property boundary and the street kerb and gutter.




Kerry Street

Type 1 - (Footpath)

Full width, **full depth concrete oxide**.

- Concrete (32mpa) with full depth 'Colormix' "Sandstone". Broom R10 non-slip finish. Seal concrete with 'Klen' "Tuscan Seal".



Paradise Beach Road

Type 2 - (Pathway)

Part width, **full depth concrete oxide** with decorative artwork.

- Concrete (32mpa) with full depth 'Colormix' "Sandstone". Broom R10 non-slip finish. Seal concrete with 'Klen' "Tuscan Seal".



Paradise Beach Road

Refer to 'Sanctuary Point Town Centre - Footpath & Pathway Plan' for designated locations.

9. Sanctuary Point Town Centre - Footpath & Pathway Types

Coloured Concrete - Type 1 Footpaths & Type 2 Pathways

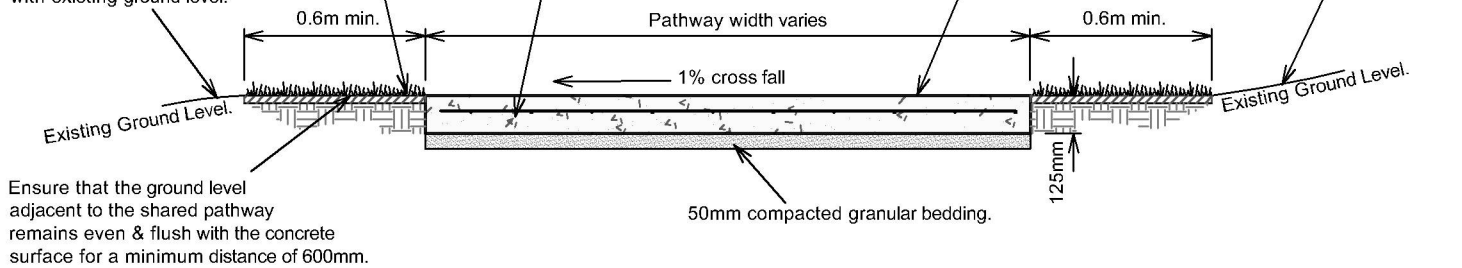
Disturbed areas along edge of pathway to be backfilled with min. 100mm topsoil and seeded using identical species to existing grass. Topsoil is to finish flush with edge of pathway & blend evenly with surrounding grass areas. Max slope of topsoil 1:4.

Provide one layer of SL72 mesh centrally placed & continuously lapped. Ensure reinforcing lapped splice is achieved. Mesh must be placed so that the two outermost wires on the top sheet overlaps the two outermost wires on the bottom sheet.

Concrete pathway. Broom finish. Full depth coloured oxide as specified.

Provide 1: 5 batter to merge with existing ground level.

Provide 1: 5 batter to merge with existing ground level.



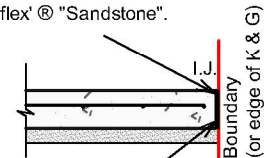
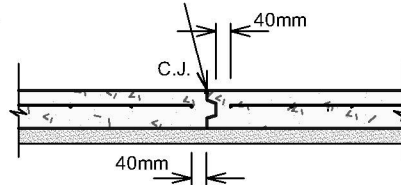
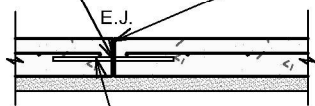
Typical Section

Expansion joint 10mm wide. Filled with compressible filler at a minimum of 6m intervals.

Seal with approved 20mm deep silicon or polyurethane sealant 'Sikaflex' @ "Sandstone".

Pressed-metal key joint to suit slab thickness at a minimum of 3m intervals.

Seal with approved 20mm deep silicon or polyurethane sealant 'Sikaflex' @ "Sandstone".



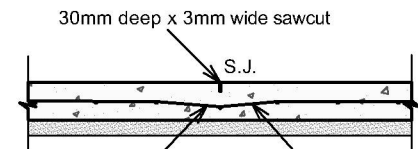
Dowel Galvanised and fixed. Centrally located. 300 long at 300 centres. Dowels must be supported in a way that no steel crosses the joint except for the dowel.

Typical Control Joint (C.J.)

Isolation joint 10mm wide. Filled with compressible filler material.

Typical Isolation Joint (I.J.)

Typical Expansion Joint (E.J.)



50mm min. cover from sawcut to reinforcement

Every second bar of mesh to be cut under the sawcut joint

Typical Sawcut Joint (S.J.)

Typical notes:

Concrete 32mpa concrete (due to colour)
Provide full depth colour oxide with a maximum 20mm aggregate size as specified.
Colour: 'Colormix' "Sandstone".

Broom finish. Ensure minimum slip resistance of R10 is achieved.

Seal concrete with 'Klen' "Tuscan Seal".

Finish concrete flush with adjoining surfaces.

Provide expansion joints at 6m intervals or as indicated on plans.
Use "Connolly" Expansion Joint with dowel sleeves.

Provide control joints at alternate 6m intervals or as indicated on plans.
Use "Connolly" Key Joint with removable grey capping strip.

Provide sawcuts joints at intervals determined by Council Engineers.

Typically 1% cross falls or as indicated on plans / cross section.

All dimensions are in millimeters unless noted otherwise.



Concrete Oxide 'Colormix' "Sandstone" Surface Finish

Refer to 'Sanctuary Point Town Centre - Footpath & Pathway Plan' for designated locations.

9. Sanctuary Point Town Centre - Footpath & Pathway Details



Typical Street Trees



Botanic Name: *Angophora hispida*
Common Name: Dwarf Apple



Botanic Name: *Tristania 'Luscious'*



Botanic Name: *Melaleuca linarifolia*
Common Name: Snow in Summer



Botanic Name: *Hibiscus tileaceus 'Rubra'*
Common Name: Cottonwood



Botanic Name: *Elaeocarpus reticulata 'Ballerina'*
Common Name: Blueberry Ash

9. Sanctuary Point Town Centre - Plant Palette



Typical Shrubs



Botanic Name: *Anigozanthos flavidus* sp.
Common Name: Kangaroo Paw



Botanic Name: *Lomandra longifolia* 'Lime Jet'
Common Name: Lomandra



Botanic Name: *Grevillea curviloba*
Common Name: Curved-leaf Grevillea



Botanic Name: *Acacia myrtifolia*
Common Name: Myrtle Wattle



Botanic Name: *Brachyscome multifida*
Common Name: Cut-leaved Daisy



Botanic Name: *Grevillea* 'Poorinda Royal Mantle'




Botanic Name: *Scaevola aemula*
Common Name: Fairy Fan Flower

9. Sanctuary Point Town Centre - Plant Palette







Colormix 'Sandstone' oxide
- Concrete footpaths & pathways



AS2700 'Mustard' (Y42)
- Timber seat battens (low sheen)



AS2700 'Plum' (P52)
- Seat frames (low sheen)



AS2700 'Ironbark' (X63)
- Bin enclosures (low sheen)

9. Sanctuary Point Town Centre - Colour Palette





Seating Type

Specification Information

Description: "Metro Seat" (with back) 2000mm long

Manufacturer: Stoddart -Town & Park

Code: SPTP.SSD.A.SP.2000.PC

Colour: Aluminium Slats

Aluminium Powdercoated Ends Dulux "Charcoal"
Satin (27288351)

Fixing: Surface mounted with 316 stainless steel fasteners

Skatelugs: One each end of each seat



Bike Rack

Specification Information

Description: Bike Parking Rail


Manufacturer: Cora

Code: CBR 4 B

Finish: 316 Stainless Steel.

Fixing: Bolted down.

To comply with A.S.2890 - 1993



9. Sanctuary Point Town Centre - Street Furniture

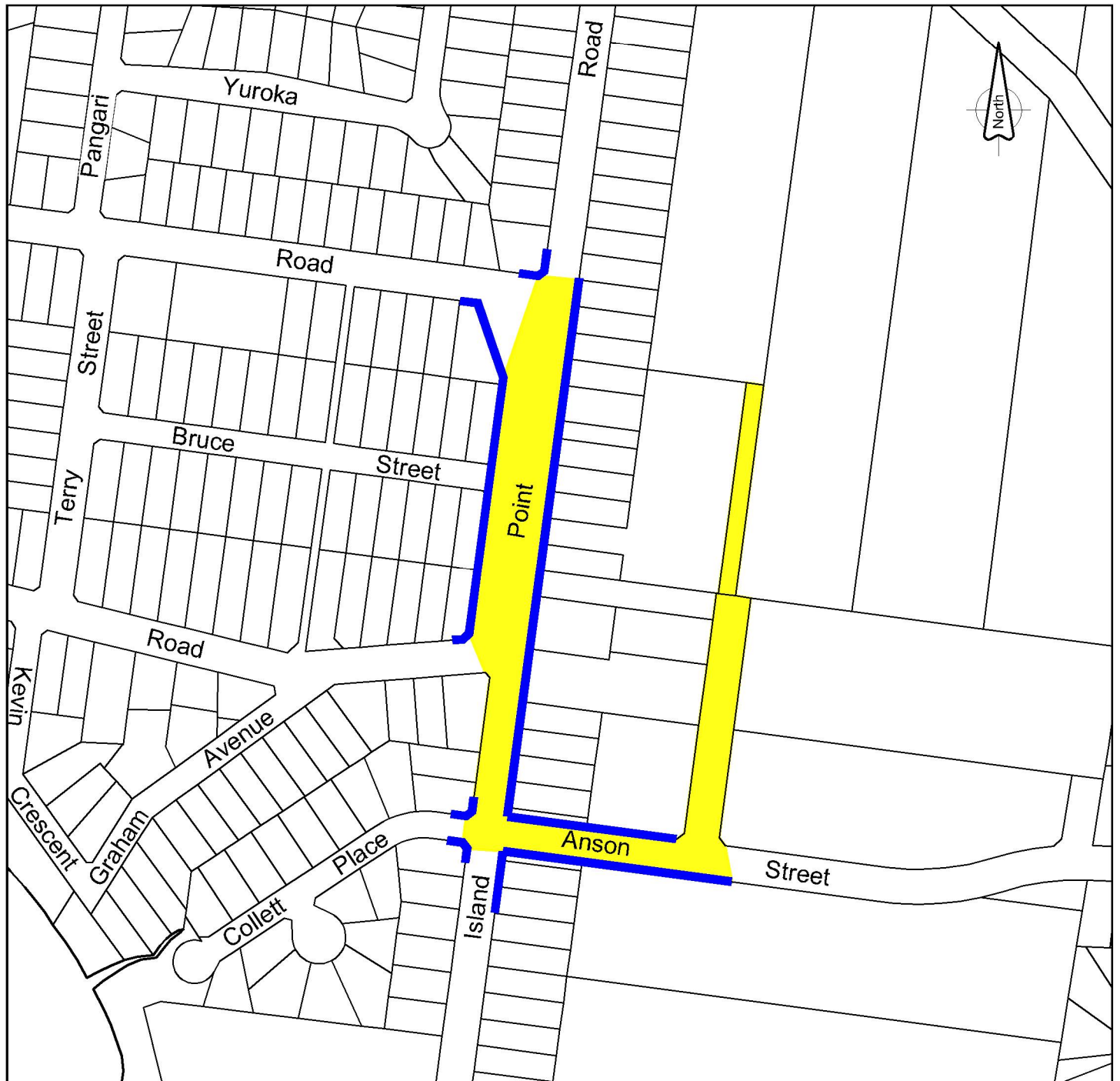


St Georges Basin is a small village centre with a strong connection to its natural features. The centre's surroundings of old growth forests and St Georges Basin waterway offer a peaceful and laid-back atmosphere.



10. St. Georges Basin Town Centre - Map of Subject Streets





Legend

- Subject Streets.
- Type 1 - part width concrete pathway** (full depth concrete oxide).

Refer to 'St. Georges Basin Town Centre - Footpath & Pathway Types' for more details.

10. St. Georges Bn Town Centre - Footpath & Pathway Plan



Definitions:

"Footpath" refers to full width areas of pavement on the road reserve between the property boundary and the street kerb and gutter.

"Pathway" refers to part width areas (various widths) of pavement on the road reserve between the property boundary and the street kerb and gutter.



Type 1 - (Pathway)

Part width, **full depth concrete oxide**.

- Concrete (32mpa) with full depth 'Colormix' "Bluestone". Broom R10 non-slip finish and pencil edged. Seal concrete with 'Klen' "Tuscan Seal".



'Colormix' "Bluestone" with R10 non-slip broom finish



St. Georges Basin Village Masterplan

SCC Drawing Catalogue Number 5366

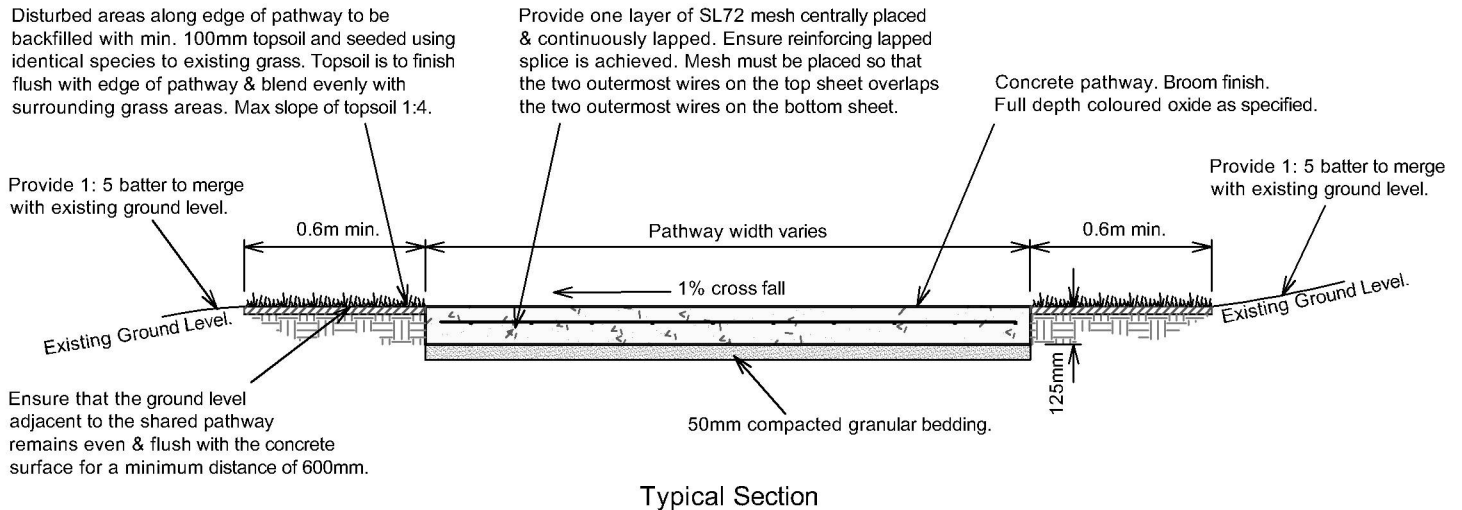
Refer to SCC Drawing Catalogue number 5366 for further details.

Refer to 'St. Georges Basin Town Centre - Footpath & Pathway Plan' for designated locations.

10. St. Georges Bn Town Centre - Footpath & Pathway Types

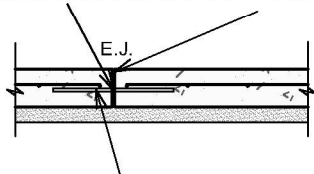


Coloured Concrete - Type 1 Pathways



Expansion joint 10mm wide. Filled with compressible filler at a minimum of 6m intervals.

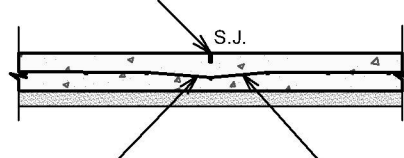
Seal with approved 20mm deep silicon or polyurethane sealant 'Sikaflex' ® "Dark Grey".



Dowel Galvanised and fixed. Centrally located. 300 long at 300 centres. Dowels must be supported in a way that no steel crosses the joint except for the dowel.

Typical Expansion Joint (E.J.)

30mm deep x 3mm wide sawcut

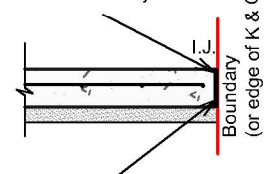


50mm min. cover from sawcut to reinforcement

Every second bar of mesh to be cut under the sawcut joint

Typical Sawcut Joint (S.J.)

Seal with approved 20mm deep silicon or polyurethane sealant 'Sikaflex' ® "Dark Grey".



Isolation joint 10mm wide. Filled with compressible filler material.

Typical Isolation Joint (I.J.)

Typical notes:

Concrete 32mpa concrete (due to colour)
Provide full depth colour oxide with a maximum 20mm aggregate size as specified.
Colour: 'Colormix' "Bluestone".

Broom finish. Ensure minimum slip resistance of R10 is achieved.

Seal concrete with 'Klen' "Tuscan Seal".

Finish concrete flush with adjoining surfaces.

Provide expansion joints at 6m intervals or as indicated on plans.
Use "Connolly" Expansion Joint with dowel sleeves.

Provide sawcuts joints at intervals determined by Council Engineers.

Typically 1% cross falls or as indicated on plans / cross section.

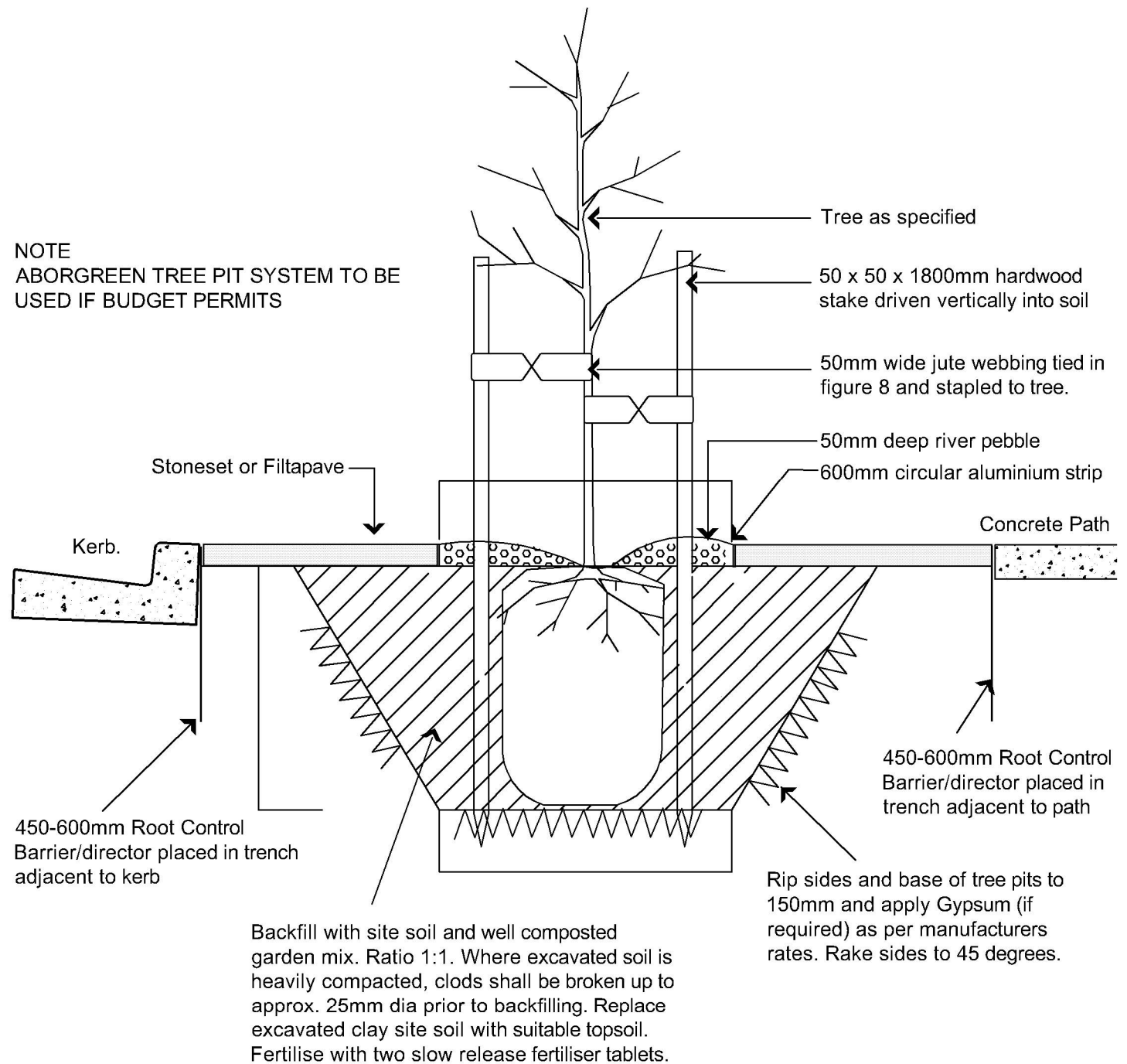
All dimensions are in millimeters unless noted otherwise.

Refer to SCC Drawing Catalogue number 5294_02 for further details.

10. St. Georges Bn Town Centre - Footpath & Pathway Details



Tree Planting Pit



Refer to SCC Drawing Catalogue number 5366_08 for further details.

10. St. Georges Basin Town Centre - Planting Details



Typical Town Entry / Street Trees




Botanic Name: *Cupaniopsis anacardioides*
Common Name: Tuckeroo



Botanic Name: *Tristaniopsis laurina*
Common Name: Watergum



Botanic Name: *Syzygium leumahnannii*
Common Name: Riberry



Botanic Name: *Banksia integrifolia*
Common Name: Coastal Banksia



Botanic Name: *Syzygium leumahnannii*
Common Name: Riberry

Botanic Name: *Elaeocarpus reticulatus*
Common Name: Blueberry Ash

10. St. Georges Basin Town Centre - Plant Palette



Typical Shrubs



Botanic Name: *Acacia cognata* 'Limelight'



Botanic Name: *Correa alba*
Common Name: White Correa



Botanic Name: *Dampiera diversifolia*
Common Name: Dampiera



Botanic Name: *Eromophila glabra* 'Silver Emu'



Botanic Name: *Leucophyta brownii*
Common Name: Cushion Bush



Botanic Name: *Scaevola aemula* 'Blue Ribbon'



Botanic Name: *Westringia fruticosa* 'Mundii'

Typical Grasses



Botanic Name: *Lomandra confertifolia rubiginosa* 'Crackerjack'




Botanic Name: *Lomandra longifolia* 'Lime Jet'



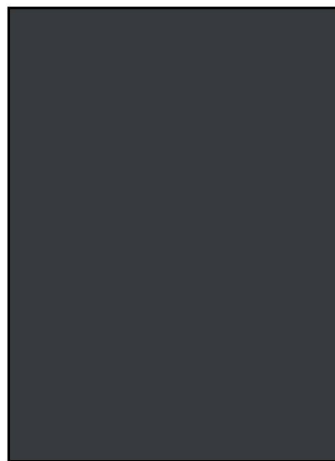
Botanic Name: *Lomandra longifolia* 'Lime Tuff'

10. St. Georges Basin Town Centre - Plant Palette






Taubmans 'Gulf Grandeur' (T10 48C-2)



AS2700 'Charcoal' (B64)



AS2700 'Lime Green' (G35)



Dulux Powdercoat 'Precious Silver Pearl' (57225)

10. St. Georges Basin Town Centre - Colour Palette





Seating Type

Specification Information

Description: "Metro Seat" (with back) 2000mm long

Manufacturer: Stoddart -Town & Park

Code: SPTP.SSD.A.SP.2000.PC

Colour: Aluminium Slats

Aluminium Powdercoated Ends Dulux "Charcoal"
Satin (27288351)

Fixing: Surface mounted with 316 stainless steel fasteners

Skatelugs: One each end of each seat



Table Setting

Specification Information

Description: "Metro Table Set" (with wheelchair access)
2000mm long

Manufacturer: Stoddart -Town & Park

Code: SPTP.TSD.A.SP.2000.PC

Colour: Aluminium Slats

Aluminium Powdercoated Ends Dulux "Charcoal"
Satin (27288351)

Fixing: Surface mounted with 316 stainless steel fasteners

Skatelugs: One each end of each seat



Bin Enclosure

Specification Information

Description: "Mobile Bin Enclosure"
(with hood) for 240l bin

Manufacturer: Stoddart -Town & Park

Code: SPTP.MB.A.H.240.PC

Colour: Aluminium Powdercoated Sides
Dulux "Charcoal" Satin (27288351)

Fixing: Surface mounted with 316
stainless steel fasteners



Community Information Sign

Specification Information

Description: Double-sided
Information Sign

Manufacturer: SCC

Colour: Posts & Frame = Dulux
Powdercoat 'Precious Silver Pearl'

Fixing: Set-in concrete pad footings



Bike Rack

Specification Information

Description: Bike Parking Rail

Manufacturer: Cora

Code: CBR 4 B

Finish: 316 Stainless Steel.

Fixing: Bolted down.

To comply with A.S.2890 - 1993



Bollards

Specification Information

Description: Treated Pine
Timber Bollards

Finish: Dulux "Charcoal"

Fixing: Set-in concrete
pad footings

10. St. Georges Basin Town Centre - Street Furniture

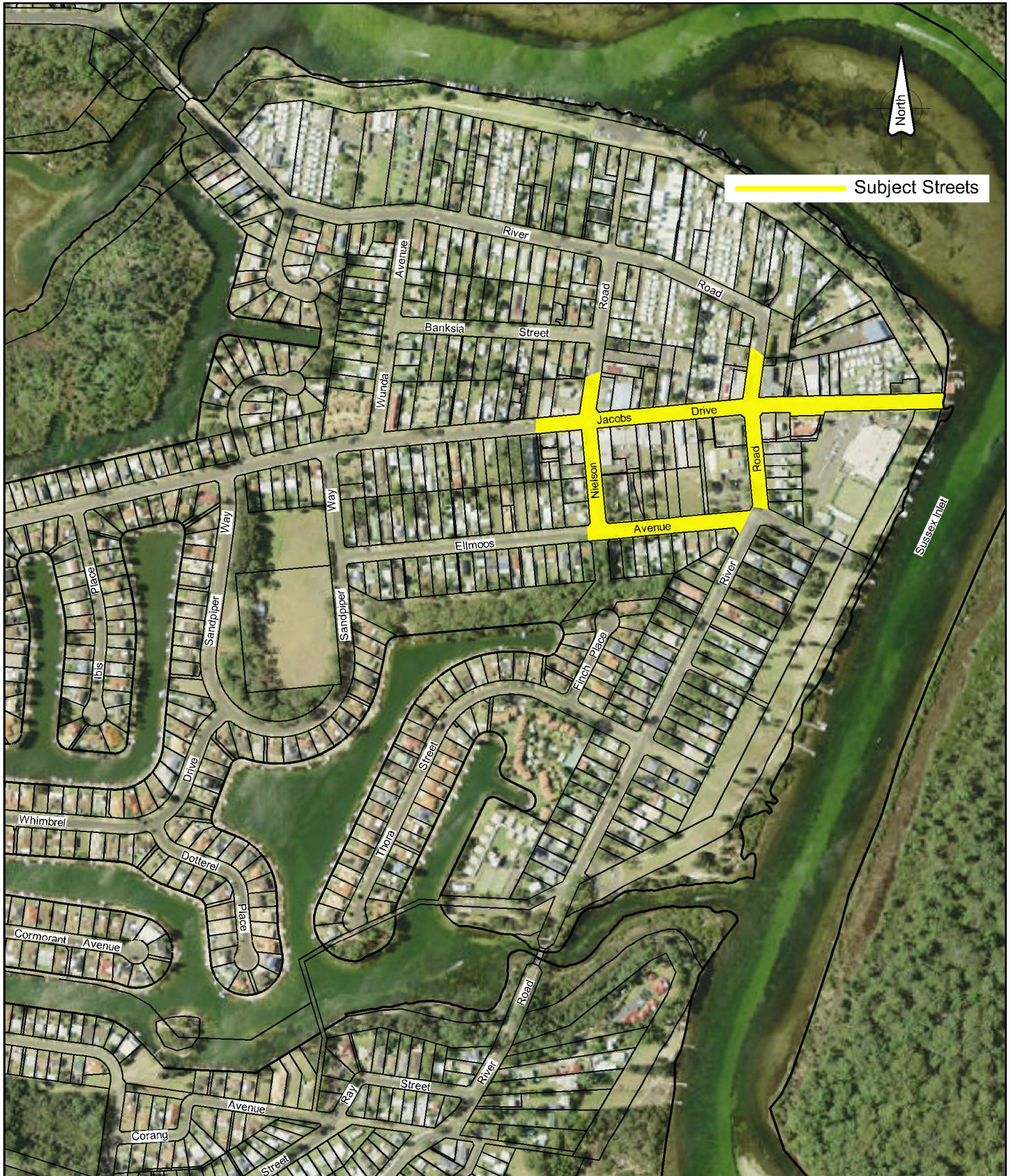


This page has been left blank intentionally.

10. St. Georges Basin Town Centre

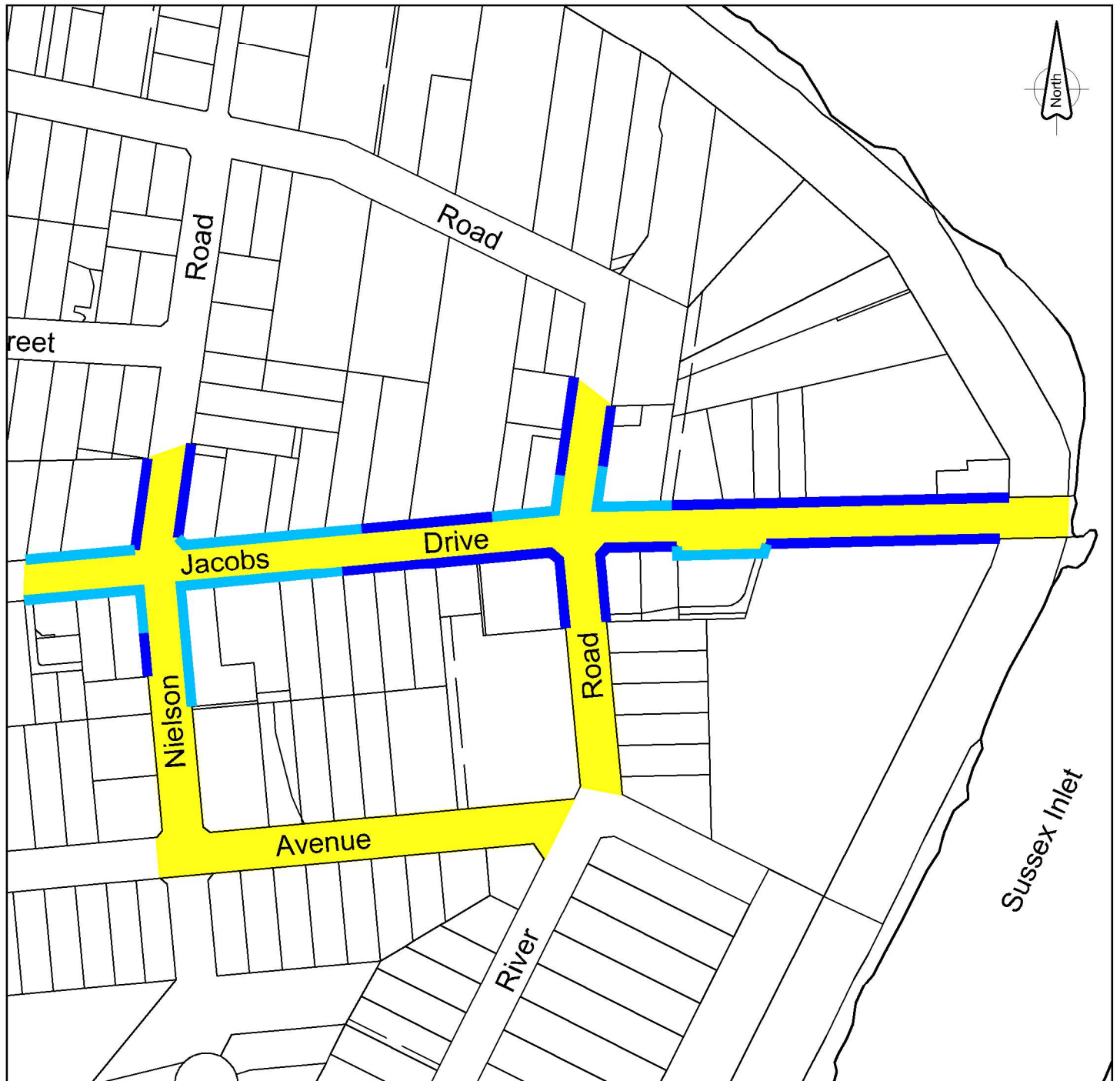


The unique characteristics of Sussex Inlet relates to its coastal geography and local heritage which is built on its maritime history. This important feature of Sussex Inlet is fostered by the west to east view along Jacobs Drive, which gives the town centre a relationship to the water.






11. Sussex Inlet Town Centre - Map of Subject Streets





Legend

-  Subject Streets.
-  **Type 1** - full width brick paver **footpath** (brick pavers with brick header course decorative margins).
-  **Type 2** - part width brick paver **pathway** (brick pavers with brick header course decorative margins).

Refer to 'Sussex Inlet Town Centre - Footpath & Pathway Types' for more details..


11. Sussex Inlet Town Centre - Footpath & Pathway Plan



Definitions:

"Footpath" refers to full width areas of pavement on the road reserve between the property boundary and the street kerb and gutter.

"Pathway" refers to part width areas (various widths) of pavement on the road reserve between the property boundary and the street kerb and gutter.




Jacobs Drive

Type 1 - (Footpath)

Full width **brick pavers** with brick header course decorative margins.

- Brick pavers laid in herringbone pattern 45° to kerb, 'Claypave' "Regency Gold" 230 x 115 x 40mm thick pavers, in lieu of existing superseded pavers.
- Brick header course 'Claypave' "Regency Mocha" 230 x 115 x 40mm thick pavers, in lieu of existing superseded pavers.
(Use 60mm thick pavers in driveway areas)



Jacobs Drive

Type 2 - (Pathway)

Part width **brick pavers** with brick header course decorative margins.

- Brick pavers laid in herringbone pattern 45° to kerb, 'Claypave' "Regency Gold" 230 x 115 x 40mm thick pavers, in lieu of existing superseded pavers.
- Brick header course 'Claypave' "Regency Mocha" 230 x 115 x 40mm thick pavers, in lieu of existing superseded pavers.
(Use 60mm thick pavers in driveway areas)



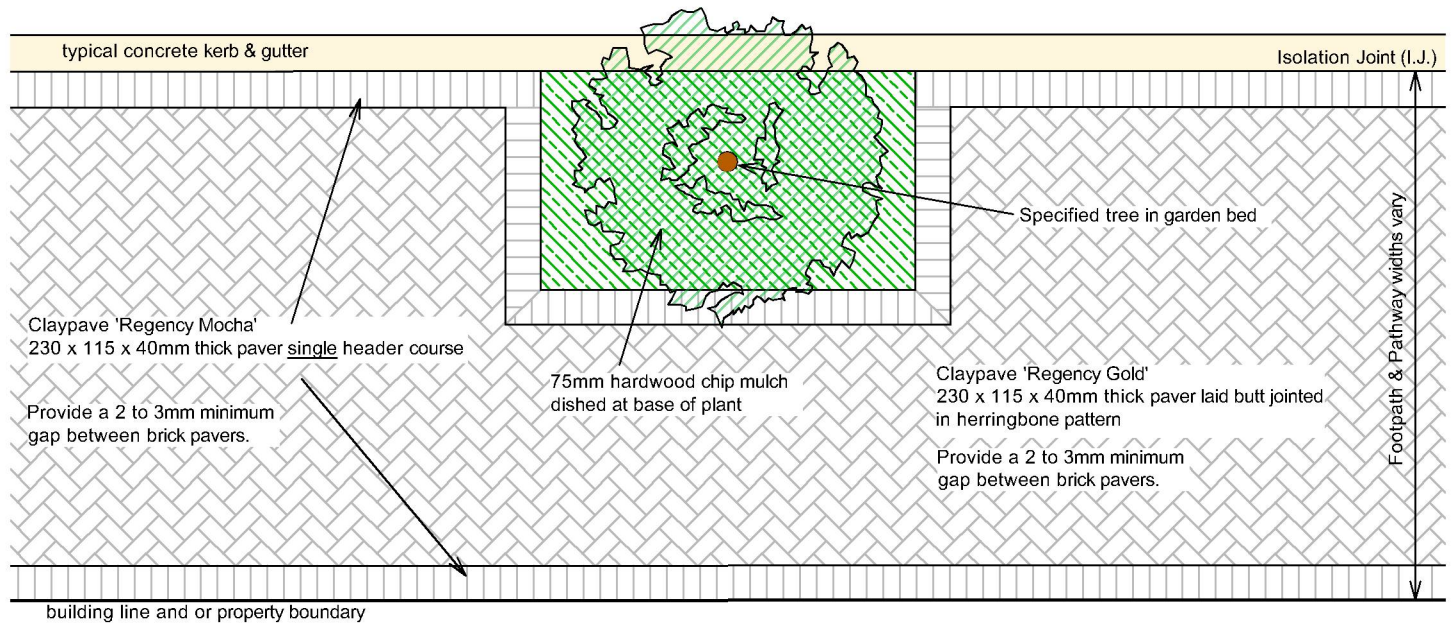
Jacobs Drive

Note:

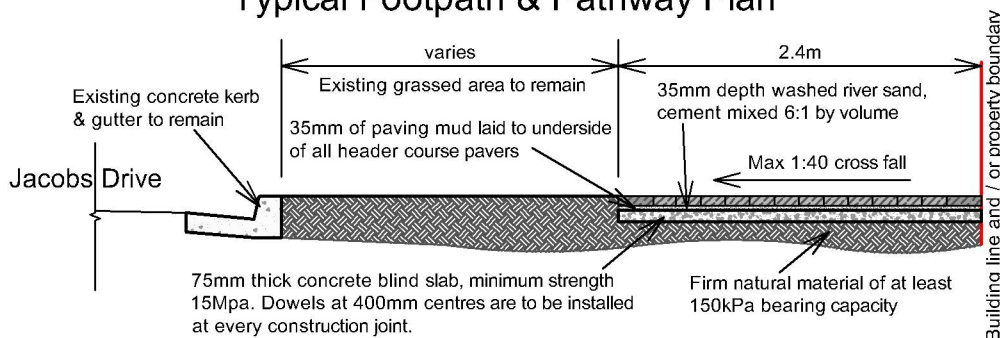
All existing brick paver footpaths and pathways shall be retained if deemed, by Council, to be in good condition. Refer to 'Sussex Inlet Town Centre - Footpath & Pathway Plan' for designated locations.

11. Sussex Inlet Town Centre - Footpath & Pathway Types

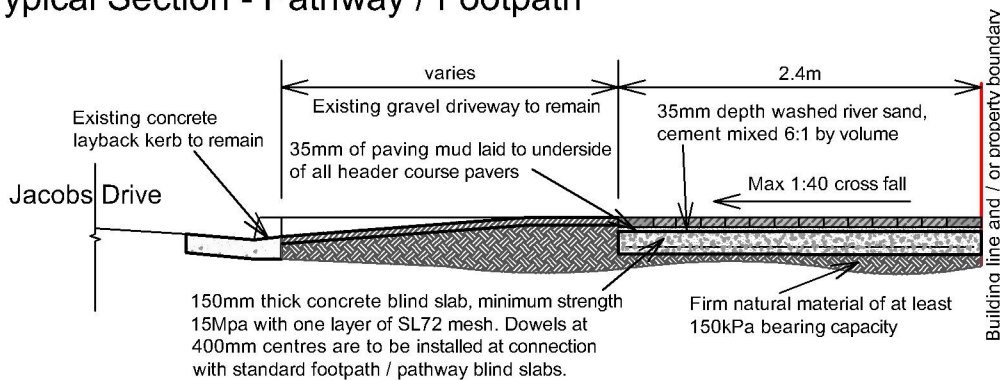
Brick Pavers with Brick Header Course - Type 1 Footpaths & Type 2 Pathways



Typical Footpath & Pathway Plan



Typical Section - Pathway / Footpath



Typical Section - Gravel Driveway Crossing Pathway

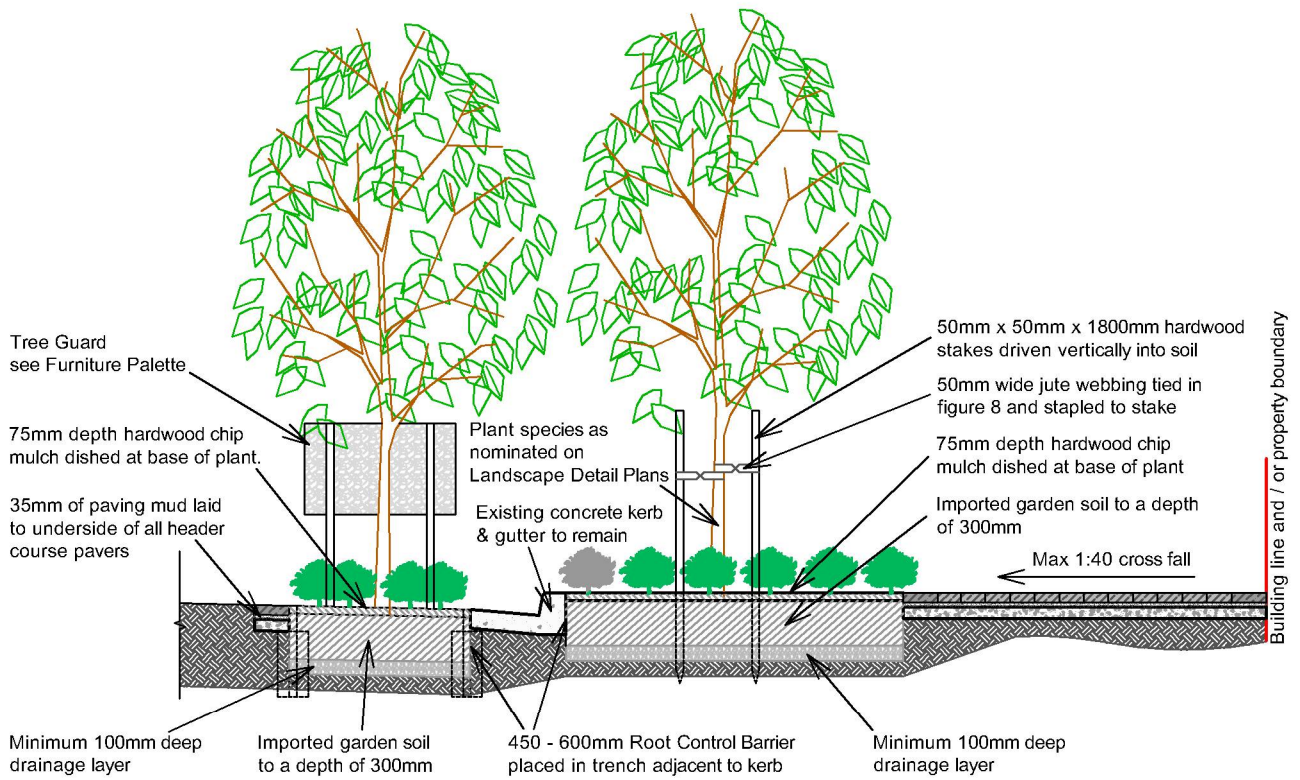
Note:

- If necessary, distribute variations in hue, colour, or pattern uniformly, by mixing pavers or paving batches before laying.
- Set out pavers to give uniform joint widths to match existing or no greater than 3 to 5mm.
- Full width footpaths to have full pavers at back of kerb with any necessary cuts at the building line or edge of building.
- If margins less than half paver width are unavoidable, locate the cut pavers where they are least conspicuous.
- Cut pavers less than 25% of a full paver shall not be used.
- Pattern alignment tolerance of 2 to 3mm maximum.
- Use well-graded washed river sand, 'Pavelock' or approved equivalent joint filling sand.

Refer to SCC Drawing Catalogue number 2731_11 to _52 for further details.

11. Sussex Inlet Town Centre - Footpath & Pathway Details





Typical Section - Garden Beds


11. Sussex Inlet Town Centre - Planting Details



Typical Street Trees




Botanic Name: *Lagerstromia indica* 'New Orleans'
Common Name: Crepe myrtle (purple)



Botanic Name: *Koelreuteria paniculata*
Common Name: Golden Rain Tree



Botanic Name: *Lagerstromia indica* 'Tuscarora'
Common Name: Crepe myrtle (dark pink)



Botanic Name: *Syzygium* 'Big Red'
Common Name: Lilly Pilly

11. Sussex Inlet Town Centre - Plant Palette



Typical Shrubs



Botanic Name: *Pennisetum alopecuroides*
'Purple Lea'



Botanic Name: *Loropetalum chinense*
'Purple Pixie'



Botanic Name: *Alternanthera dentata*
'Brazilian Red Hots'



Botanic Name: *Lomandra longifolia* 'Lime Jet'



Botanic Name: *Westringia fruticosa* 'Grey Box'



Botanic Name: *Festuca glauca*



Botanic Name: *Dichondra* 'Silver Bells'



Botanic Name: *Liriope muscari* 'Amethyst'



Botanic Name: *Nandina* 'Golf Stream'




Botanic Name: *Alternanthera dentata* 'Little Ruby'




Botanic Name: *Agapanthus praecox*
Common Name: Agapanthus

11. Sussex Inlet Town Centre - Plant Palette






Dulux Powdercoat
'Berry Grey'
(272-7262G) Gloss



Taubmans
'Gulf Grandeur'
(T10 48C-2)




AS2700
'Mustard' (Y42)



AS2700
'Lime Green' (G35)



Taubmans
'Fuchsia Flock'
(T15 203.7 - T10 28C-2)



Taubmans
'Quirky'
(T15 128.6 - T10 33I-2)



Dulux Powdercoat
'Shale Grey'
(2607557M) Mat



Taubmans 'Frivolous'
(T15 146.4 - T10 48C-1)

11. Sussex Inlet Town Centre - Colour Palette





Seating Type 1

Specification Information

Description: "Sofa Claps" Bench Seat (with back)
660mm wide x 850mm high x 1800mm long

Manufacturer: Terrain Group

Code: UL-PNC-039

Colour: Dulux Powdercoat "Berry Grey" Gloss

Fixing: Surface mount

Skatelugs: One each end of each seat



Seating Type 2

Specification Information

Description: "Sofa Claps Seat" Bench (without back)
470mm wide x 440mm high x 1800mm long


Manufacturer: Terrain Group

Code: UL-PNC-039-S

Colour: Dulux Powdercoat "Berry Grey" Gloss

Fixing: Surface mount

Skatelugs: One each end of each seat (on both sides)



Seating Type 3

Specification Information

Description: "Sofa Claps Curved Seat" Bench (without back)
470mm wide x 440mm high x 1500mm long - 3m outside radius
(2 x 1500mm lengths, 600mm apart)


Manufacturer: Terrain Group

Code: UL-PNC-039-S

Colour: Dulux Powdercoat "Berry Grey" Gloss

Fixing: Surface mount

Skatelugs: One each end of each seat (on both sides)



Planter Box

Specification Information

Description: "Sofa Claps Curved Seat" Bench (without back)
470mm wide x 440mm high x 1500mm long - 3m outside radius
(2 x 1500mm lengths, 600mm apart)

Manufacturer: Terrain Group

Code: UL-PNC-039-S

Colour: Dulux Powdercoat "Berry Grey" Gloss

Fixing: Surface mount

Skatelugs: One each end of each seat (on both sides)

11. Sussex Inlet Town Centre - Street Furniture







Flowerpot Planter
Specification Information
Description: "Doncaster"
 Flowerpot Planter
 1500mm dia. x 1300mm high
Manufacturer: Terrain Group
Colour: AS2700 "Lime Green"
 (G35)




Tree Surround
Specification Information
Description: "Claps Tree Surround"
 Tree Guard
 1000mm dia. x 1200mm high
Manufacturer: Terrain Group
Colour: Dulux Powdercoat "Berry Grey"
Fixing: Set-in concrete pad footings




Flower 1 Garden Bed Wall Decoration
Specification Information
Description: "Claps Flower Wall Decoration"
 250mm x 250mm
Manufacturer: Terrain Group
Colour: Taubmans "Fuchsia Flock"



Flower 2 Garden Bed Wall Decoration
Specification Information
Description: "Claps Flower Wall Decoration"
 200mm x 200mm
Manufacturer: Terrain Group
Colour: AS2700 "Lime Green"



Flower 3 Garden Bed Wall Decoration
Specification Information
Description: "Claps Flower Wall Decoration"
 150mm x 150mm
Manufacturer: Terrain Group
Colour: Taubmans "Quirky"



Bin Enclosure
Specification Information
Description: "Claps Garbage Bin Enclosure"
 400mm square x 870mm high - 100ltr
Manufacturer: Terrain Group
Code: UL-CST-022
Colour: Dulux Powdercoat "Berry Grey"
Fixing: Set-in concrete pad footings



Community Information Sign
Specification Information
Description: Double-sided Information Sign
Manufacturer: SCC
Colour: Posts = Dulux Powdercoat "Berry Grey"
 Frame = Taubmans "Fuchsia Flock"
 Inset Frame = Taubmans "Quirky"
Fixing: Set-in concrete pad footings



Bike Rack
Specification Information
Description: Bike Parking Rail
Manufacturer: Cora
Code: CBR 4 B
Finish: 316 Stainless Steel.
Fixing: Bolted down.
 To comply with A.S.2890 - 1993



11. Sussex Inlet Town Centre - Street Furniture



Street Lighting



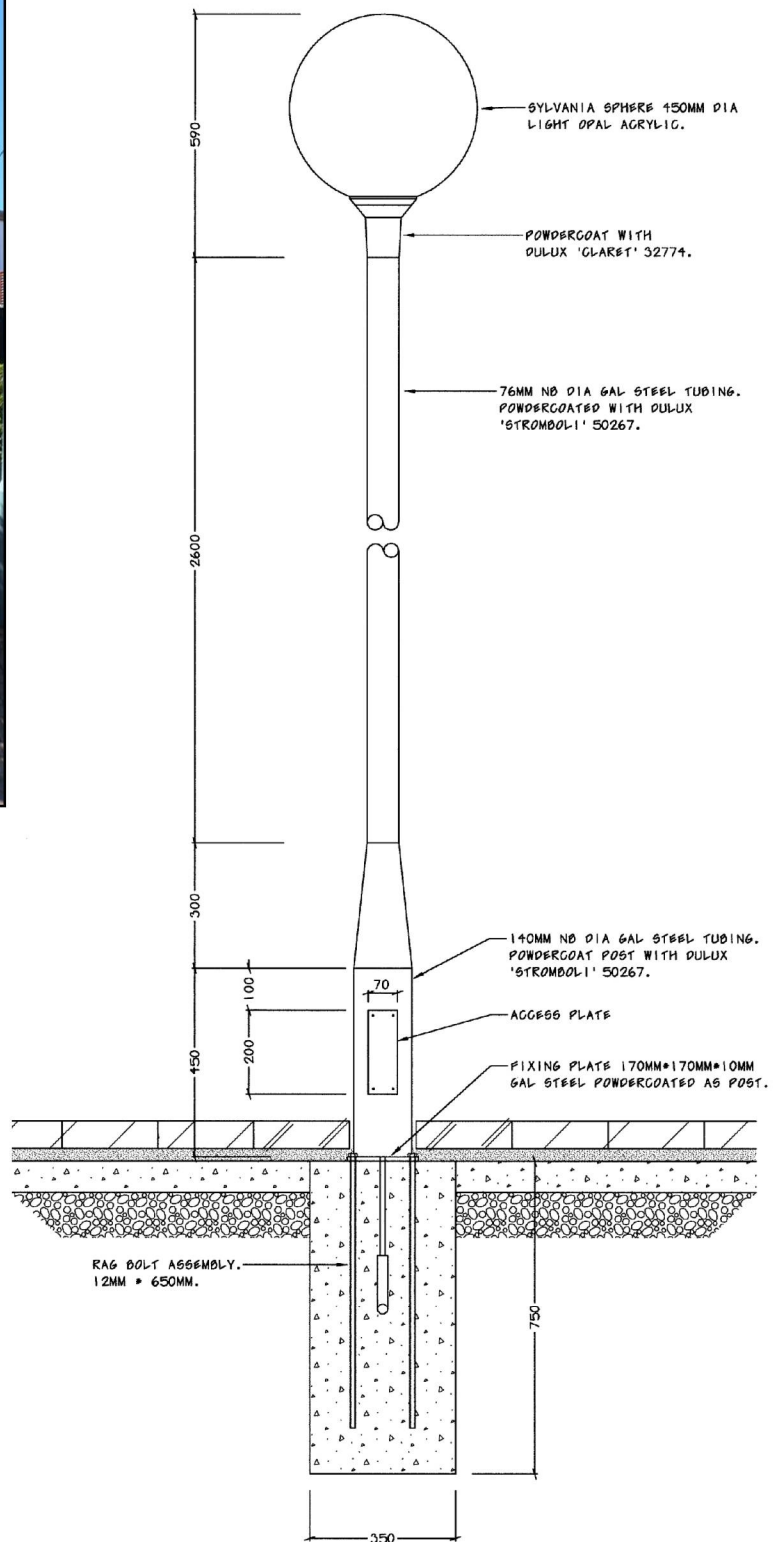
Pedestrian Streetlight

Specification Information

Description: Dome Streetlight

Colour: Posts - Dulux Powdercoat 'Berry Grey'
Top Detailing - Taubmans 'Fuchsia Flock'

Fixing: Bolted to concrete footing.



11. Sussex Inlet Town Centre - Lighting



This page has been left blank intentionally.

11. Sussex Inlet Town Centre

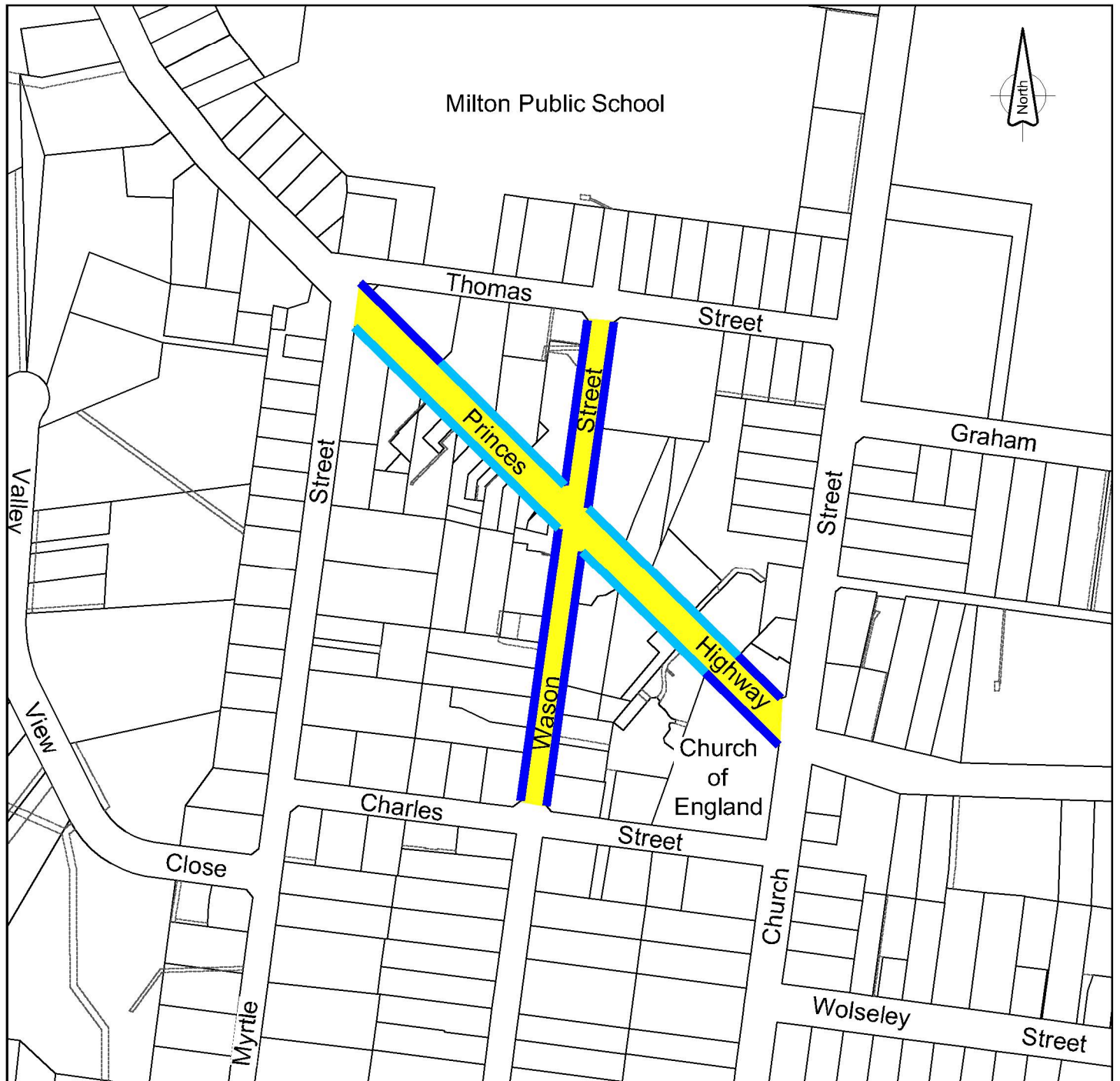


Unique topography, distinct rural interface and a strong heritage character are the features that embody Milton. The popular town centre is characterised by the small and eclectic retail and café experience which is heightened by its advantageous setting with views of the coast, pastoral landscapes and the escarpment.






12. Milton Town Centre - Map of Subject Streets





Legend

-  Subject Streets.
-  **Type 1** - full width brick paver **footpath** (brick pavers with brick header course decorative margins).
-  **Type 2** - part width brick paver **pathway** (brick pavers with brick header course decorative margins).

Refer to 'Milton Town Centre - Footpath & Pathway Types' for more details..

12. Milton Town Centre - Footpath & Pathway Plan



Definitions:

"Footpath" refers to full width areas of pavement on the road reserve between the property boundary and the street kerb and gutter.

"Pathway" refers to part width areas (various widths) of pavement on the road reserve between the property boundary and the street kerb and gutter.



Princes Highway

Type 1 - (Footpath)

Full width **brick pavers** with brick header course decorative margins.

- Brick pavers laid in herringbone pattern 45° to kerb, 'PGH' "Black & Tan" 230 x 115 x 40mm thick pavers.
- Brick header course 'PGH' "Black & Tan" 230 x 115 x 40mm thick pavers. (Use 60mm thick pavers in driveway areas)



PGH "Black & Tan" Brick Pavers



Princes Highway

Type 2 - (Pathway)

Part width **brick pavers** with brick header course decorative margins.

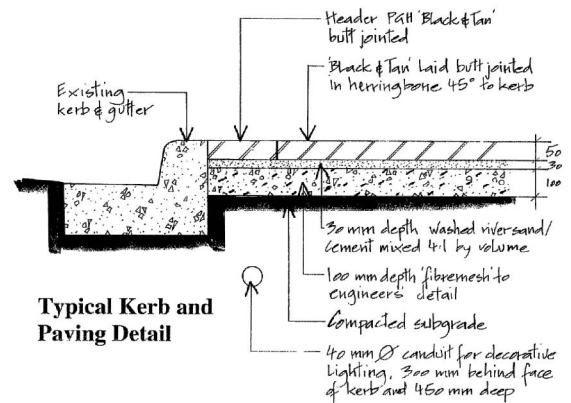
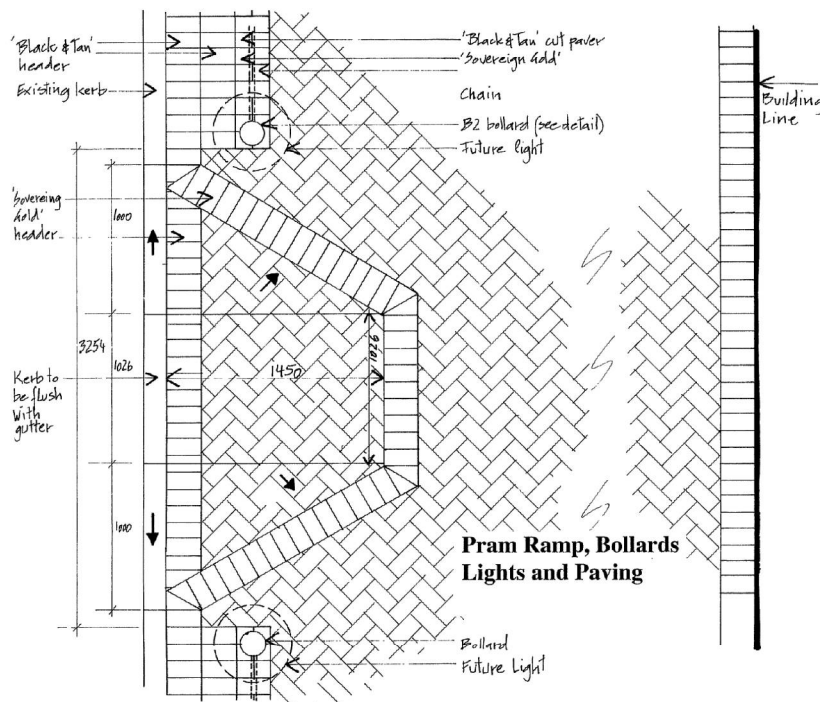
- Brick pavers laid in herringbone pattern 45° to kerb, 'PGH' "Black & Tan" 230 x 115 x 40mm thick pavers.
- Brick header course 'PGH' "Black & Tan" 230 x 115 x 40mm thick pavers. (Use 60mm thick pavers in driveway areas)

Note:

All existing brick paver footpaths and pathways shall be retained if deemed, by Council, to be in good condition. Refer to 'Milton Town Centre - Footpath & Pathway Plan' for designated locations.

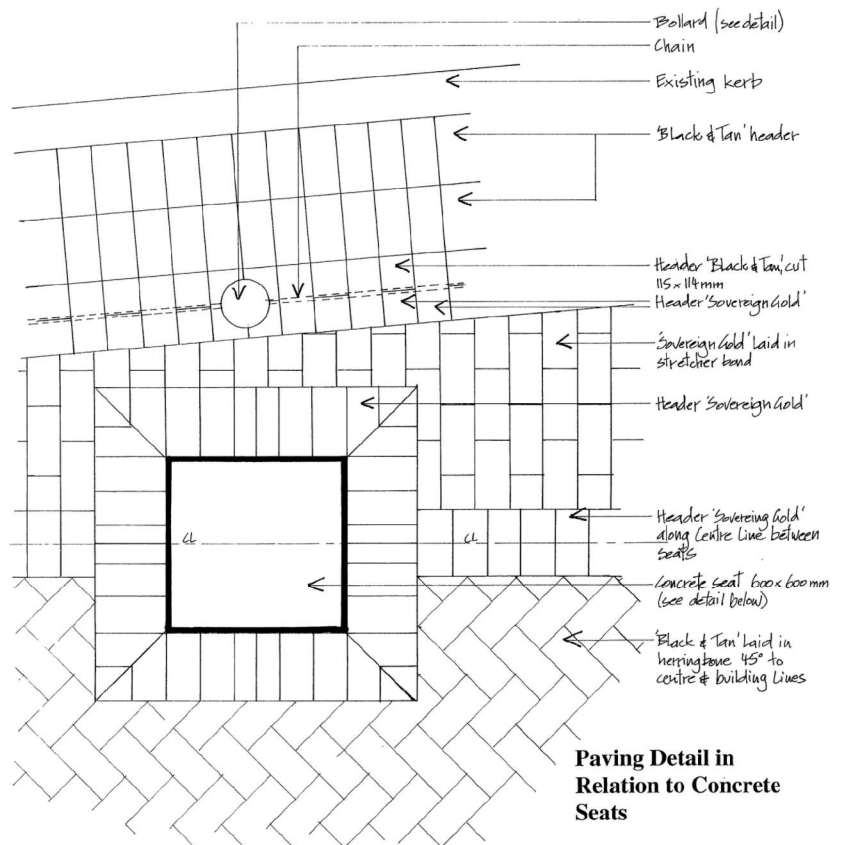
12. Milton Town Centre - Footpath & Pathway Types

Brick Pavers with Brick Header Course - Type 1 Footpaths & Type 2 Pathways



Note:

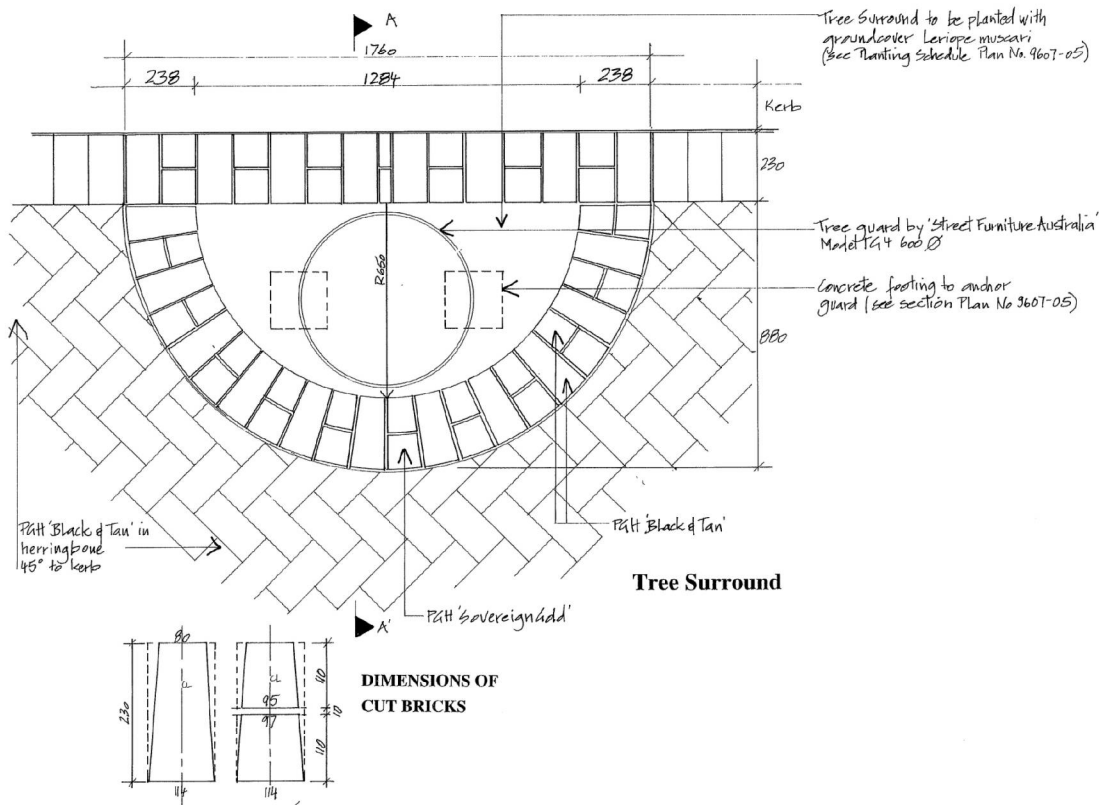
- If necessary, distribute variations in hue, colour, or pattern uniformly, by mixing pavers or paving batches before laying.
- Set out pavers to give uniform joint widths to match existing or no greater than 3 to 5mm.
- Full width footpaths to have full pavers at back of kerb with any necessary cuts at the building line or edge of building.
- If margins less than half paver width are unavoidable, locate the cut pavers where they are least conspicuous.
- Cut pavers less than 25% of a full paver shall not be used.
- Pattern alignment tolerance of 2 to 3mm maximum.
- Use well-graded washed river sand, 'Pavelock' or approved equivalent joint filling sand.



Refer to SCC Drawing Catalogue number 3210_06 & _07 for further details.

12. Milton Town Centre - Footpath & Pathway Details





Refer to SCC Drawing Catalogue number 3210_06 & _07 for further details.

12. Milton Town Centre - Footpath & Pathway Details



Typical Town Entry / Street Trees



Botanic Name: *Callistemon 'Endeavour'* Botanic Name: *Callistemon 'Harkness'*



Botanic Name: *Lagerstromia indica 'Tuscarora'*
Common Name: Crepe myrtle (dark pink)



Botanic Name: *Fraxinus 'Raywoodii'*
Common Name: Claret Ash



Botanic Name: *Ginkgo biloba*
Common Name: Maidenhair Tree



Botanic Name: *Acmena smithii*
Common Name: Lilly Pilly



Botanic Name: *Hymenosporum flavum*
Common Name: Native Frangipani

12. Milton Town Centre - Plant Palette



Typical Shrubs



Botanic Name: *Lomandra longifolia* 'Lime Jet'
Common Name: Lomandra Lime Jet



Botanic Name: *Felicia amelloides*
Common Name: Blue Daisy



Botanic Name: *Nandina* 'Gulf Stream'
Common Name: Nandina



Botanic Name: *Gardenia augusta Radicans*
Common Name: Rock Gardenia



Botanic Name: *Lagerstromia indica* 'Petite Orchid'
Common Name: Dwarf Crepe Myrtle



Botanic Name: *Lavandula* 'Avonview'
Common Name: Lavender



Botanic Name: *Liriope muscari*
Common Name: Lilyturf



Botanic Name: *Olearia phlogopappa*
Common Name: Alpine Daisy Bush



Botanic Name: *Lorapetalum* 'Burgundy'
Common Name: Lorapetalum





Botanic Name: *Lomandra* 'Tanika'
Common Name: Lomandra

Botanic Name: *Rosmarinus officinalis*
Common Name: Rosemary



12. Milton Town Centre - Plant Palette





Taubmans 'Claret'
(JG 142)

Dulux 'Clotted Cream' (PN1G4)

Powdercoated Black Satin (19268)

Taubmans 'Rhubarb Cream'
(T12 30.F5)

12. Milton Town Centre - Colour Palette





Seating Type

Specification Information

Description: Classic Plaza seat - no arms - 705mm wide x 800mm high x 1750mm long

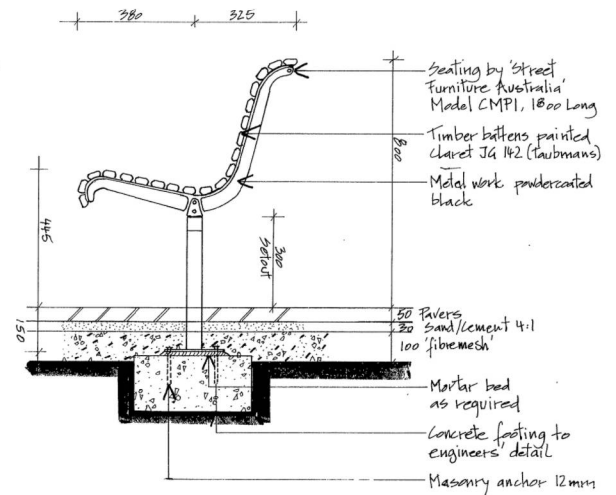
Manufacturer: Street Furniture Australia

Code: CMP1

Colour: Hardwood timber battens - "Taubmans" "Claret" (Gloss)
Metal base - Dulux Powdercoat "Black" (Gloss)

Fixing: Surface mount

Skatelugs: One each end of each seat



Subsurface Fixed Seating



Bench Seating Type

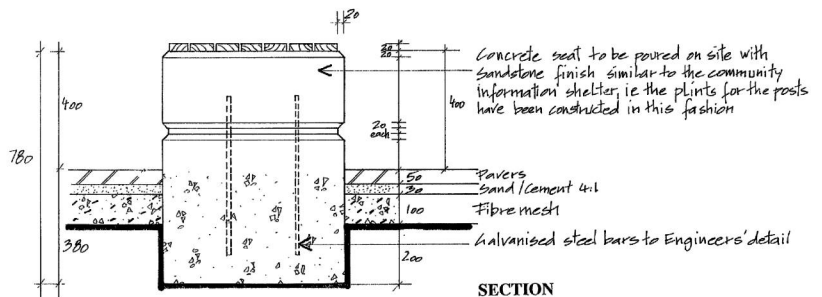
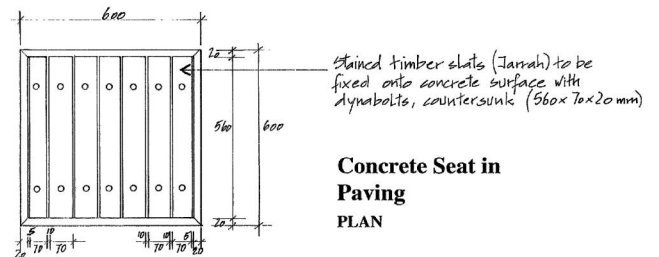
Specification Information

Description: Concrete seat with timber battens

Manufacturer: By Contractor (see details)

Colour: Stained hardwood timber battens
Concrete base 'sandstone' finish

Fixing: Subsurface



Refer to SCC Drawing Catalogue number 3210_06 & _07 for further details.

12. Milton Town Centre - Street Furniture



Bollard Type

Specification Information

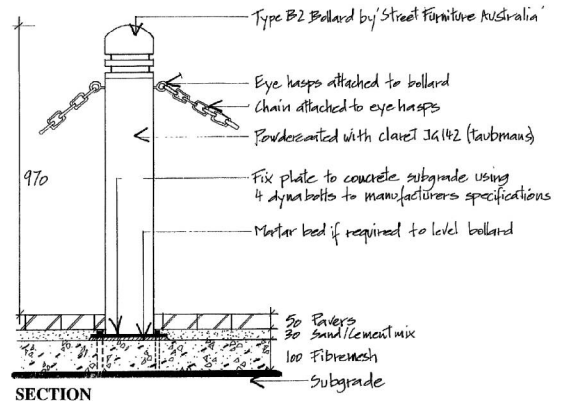
Description: Wide bollard, domed, double collar

Manufacturer: Street Furniture Australia

Code: B2

Colour: 'Taubmans' "Claret"
to post & dome
'Taubmans' "Rhubarb Cream"
to collar

Fixing: Subsurface



Bollard and Chain



Bin Enclosure

Specification Information

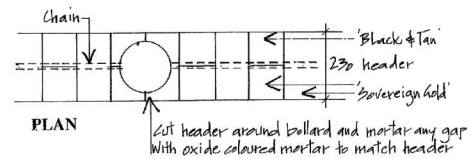
Description: Customised bin enclosure

Manufacturer: Street Furniture Australia

Code: WBE - F240

Colour: 'Taubmans' "Claret" frame
Brushed stainless steel sides

Fixing: Surface or subsurface



Bike Rack

Specification Information

Description: Bike Parking Rail

Manufacturer: Cora

Code: CBR 4 B

Finish: 316 Stainless Steel.

Fixing: Bolted down.
To comply with A.S.2890 - 1993




Refer to SCC Drawing Catalogue number 3210_06 & _07 for further details.

12. Milton Town Centre - Street Furniture



Street Lighting



Pedestrian Streetlight

Specification Information

Description: Heritage style street lamp

Manufacturer: Ingal

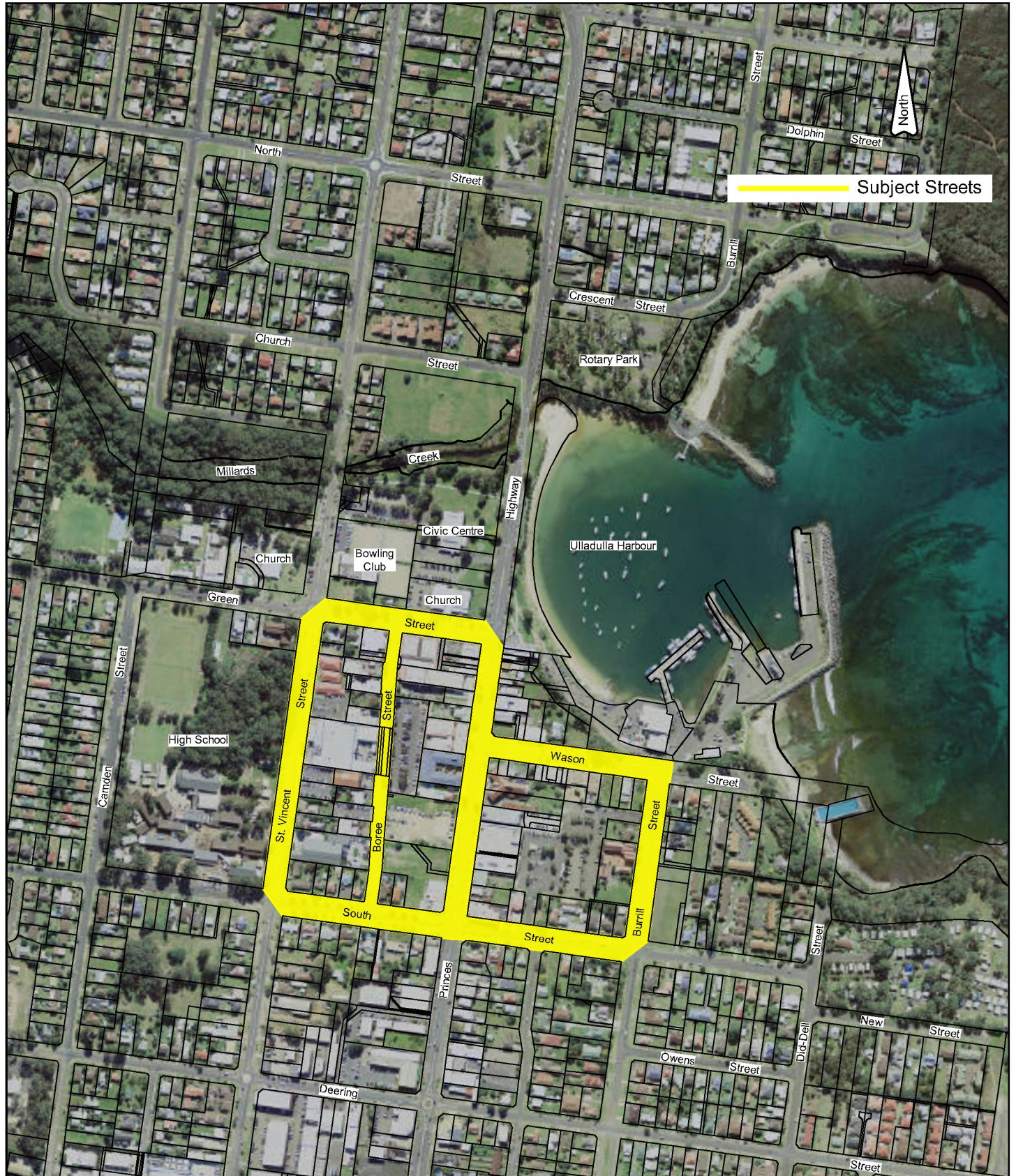
Colour: Dulux Powdercoat 'Black Satin'

Fixing: Bolted to concrete footing.

12. Milton Town Centre - Lighting

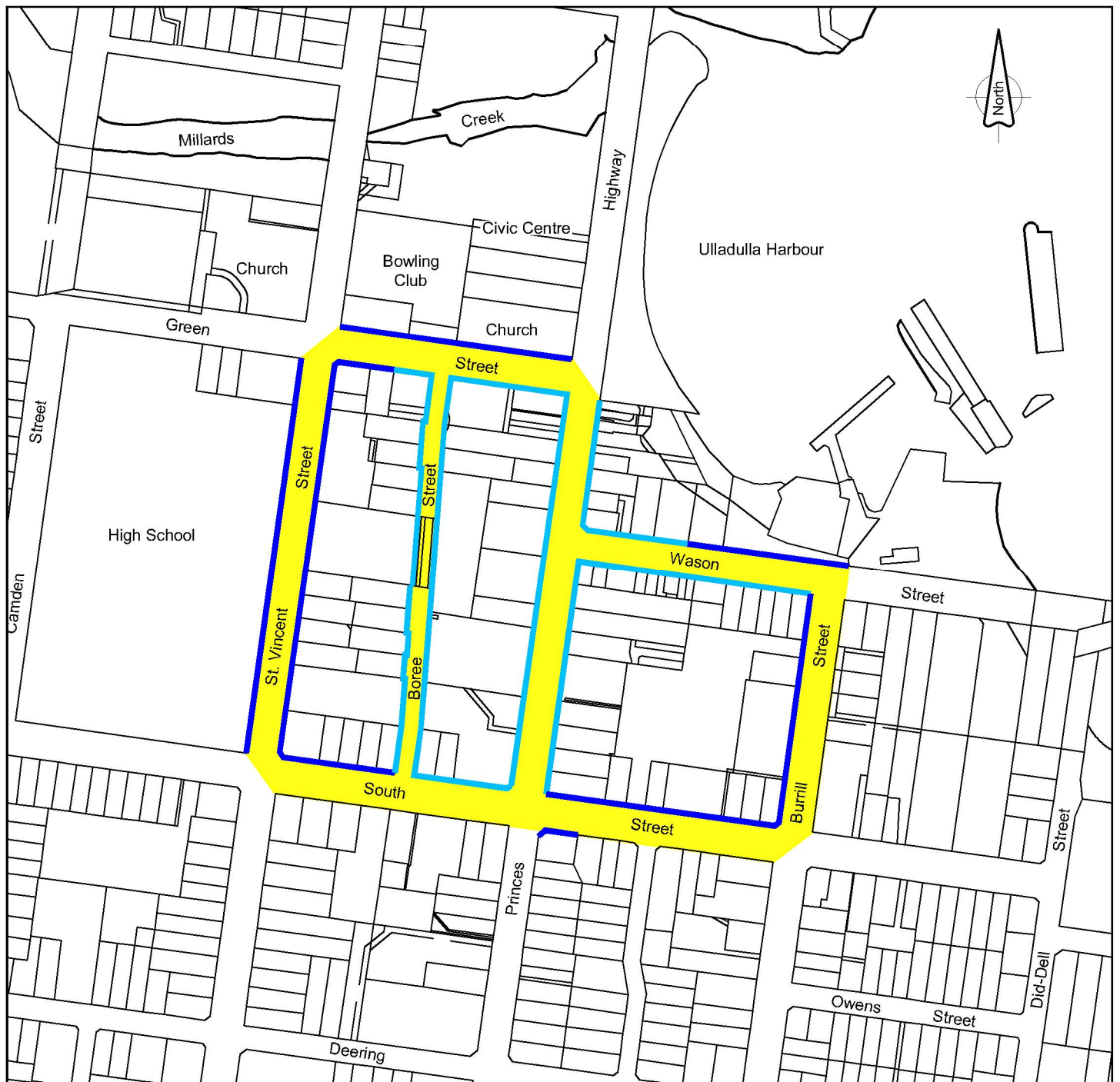


Ulladulla is a vibrant retail service centre heavily influenced by its maritime history and its location on the foreshore of Ulladulla Harbour. Ulladulla is characterised by its strong visual linkages and ease of movement between the town centre and the waterfront.






13. Ulladulla Town Centre - Map of Subject Streets





Legend

-  Subject Streets.
-  **Type 1** - full width brick pavers **footpath** (with **brick header course** decorative margins and diagonal banding).
-  **Type 2** - part width brick pavers **pathway** (with **brick header course** decorative margins and diagonal banding).

Refer to 'Ulladulla Town Centre - Footpath & Pathway Types' for more details.
 Refer to 'Ulladulla Town Centre - Unique Features' for specially designed footpaths and pathways.

13. Ulladulla Town Centre - Footpath & Pathway Plan



Definitions:

"Footpath" refers to full width areas of pavement on the road reserve between the property boundary and the street kerb and gutter.

"Pathway" refers to part width areas (various widths) of pavement on the road reserve between the property boundary and the street kerb and gutter.



Princes Highway


Type 1 - (Footpath)

Full width **brick pavers** with brick header course decorative margins.

- Brick pavers laid in herringbone pattern 90° to kerb, 'Bowral' "Harvest Fleck" 230 x 115 x 50mm thick pavers, in lieu of existing superseded pavers.
- Brick header course and diagonal banding 'Bowral' "Chestnut" 230 x 115 x 50mm thick pavers, in lieu of existing superseded pavers.
(Use 60mm thick pavers in driveway areas)



Bowral "Harvest Fleck" Brick Pavers - Main Paver
Bowral "Chestnut" - Decorative Margins & Diagonal Banding



Type 2 - (Pathway)

Part width **brick pavers** with brick header course decorative margins.

- Brick pavers laid in herringbone pattern 90° to kerb, 'Bowral' "Harvest Fleck" 230 x 115 x 50mm thick pavers, in lieu of existing superseded pavers.
- Brick header course and diagonal banding 'Bowral' "Chestnut" 230 x 115 x 50mm thick pavers, in lieu of existing superseded pavers.
(Use 60mm thick pavers in driveway areas)

Note:

All existing brick paver footpaths and pathways shall be retained if deemed, by Council, to be in good condition.

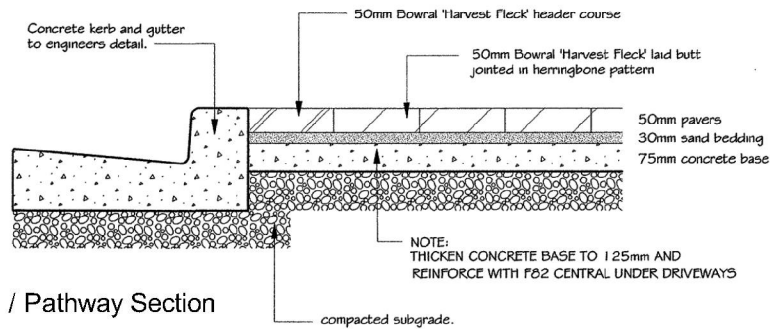
Refer to 'Ulladulla Town Centre - Footpath & Pathway Plan' for designated locations.

Refer to 'Ulladulla Town Centre - Unique Features' for specially designed footpaths and pathways.

13. Ulladulla Town Centre - Footpath & Pathway Types



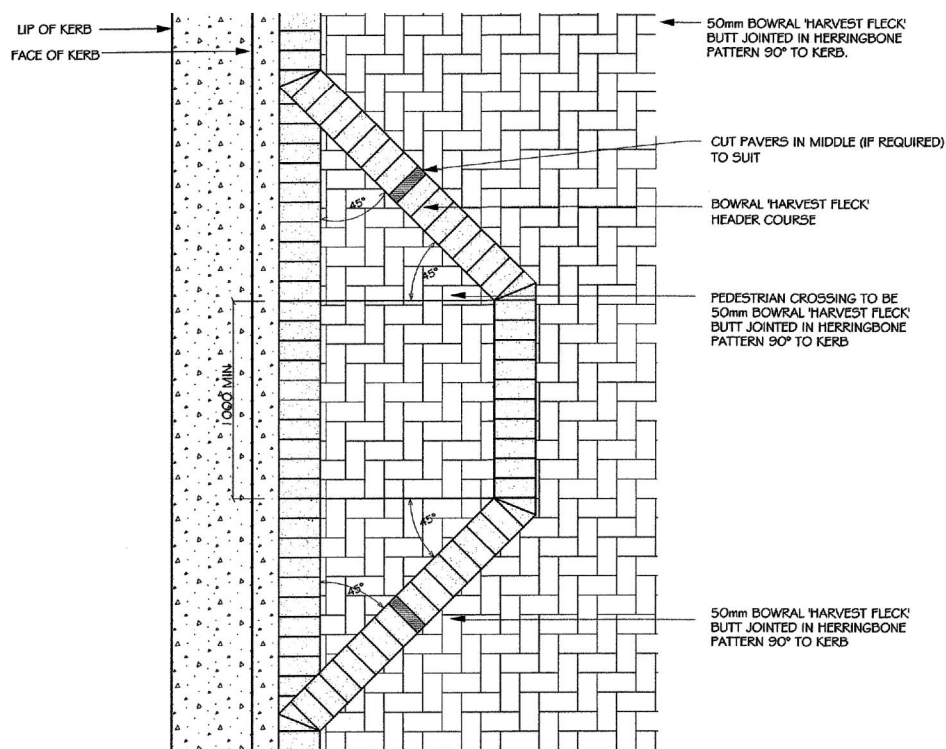
Brick Pavers with Brick Header Course - Type 1 Footpaths & Type 2 Pathways



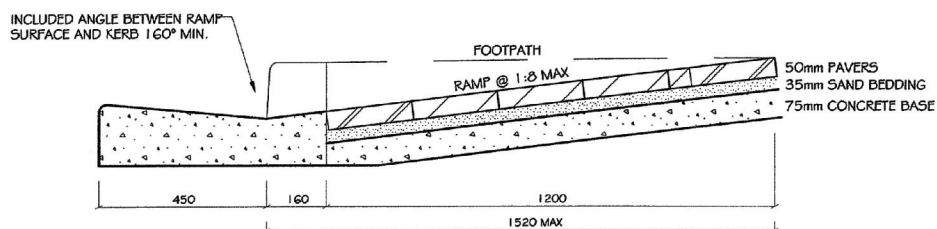
Typical Footpath / Pathway Section

Note:

- If necessary, distribute variations in hue, colour, or pattern uniformly, by mixing pavers or paving batches before laying.
- Set out pavers to give uniform joint widths to match existing or no greater than 3 to 5mm.
- Full width footpaths to have full pavers at back of kerb with any necessary cuts at the building line or edge of building.
- If margins less than half paver width are unavoidable, locate the cut pavers where they are least conspicuous.
- Pattern alignment tolerance of 2 to 3mm maximum.
- Use well-graded washed river sand, 'Pavelock' or approved equivalent joint filling sand.



Typical Pedestrian Pram Ramp Detail

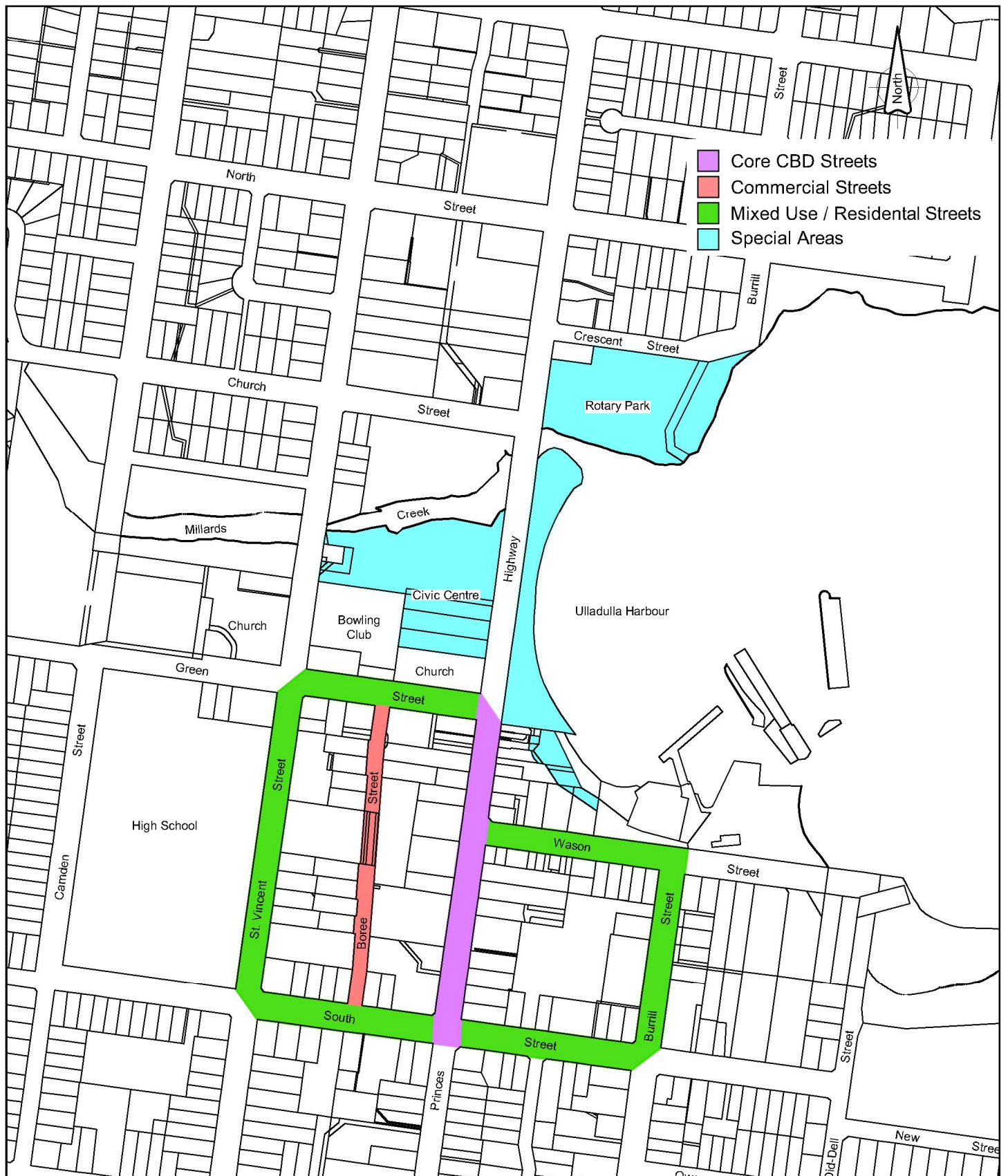


Typical Pedestrian Pram Ramp Section

Refer to SCC Drawing Catalogue number 2761 for further details.

13. Ulladulla Town Centre - Footpath & Pathway Details





Refer to 'Ulladulla Town Centre - Colour Palette', 'Street Tree Palette', 'Planting Palette', 'Street Furniture', 'Lighting' & 'Unique Features' for more details.

13. Ulladulla Town Centre - Street Hierarchy Map



Typical Trees for all Subject Streets other than Special Areas



Botanic Name: *Corymbia ficifolia*
Common Name: 'Summer Red'




Botanic Name: *Hibiscus tiliaceus* 'Rubra'
Common Name: Cottonwood



Botanic Name: *Cupaniopsis anacardioides*
Common Name: Tuckeroo




Botanic Name: *Alnus jorullensis*
Common Name: Evergreen Alder



Botanic Name: *Lagerstromia indica* 'Natchez'
Common Name: Crepe myrtle (white)



Botanic Name: *Waterhousia floribunda*
Common Name: Weeping Lilli Pilli



Botanic Name: *Lophostemon confertus*
Common Name: Brushbox



Botanic Name: *Backhousia myrtifolia*
Common Name: Grey Myrtle

Refer to 'Ulladulla Town Centre - Street Hierarchy Map' for designated Street Tree locations.

13. Ulladulla Town Centre - Plant Palette



Typical Special Area Trees



Botanic Name: *Araucaria columnaris*
Common Name: Cook Pine



Botanic Name: *Corymbia ficifolia* 'Baby Orange'



Botanic Name: *Araucaria heterophylla*
Common Name: Norfolk Island Pine



Botanic Name: *Lophostemon confertus*
Common Name: Brushbox

Refer to 'Ulladulla Town Centre - Street Hierarchy Map' for designated Street Tree locations.

13. Ulladulla Town Centre - Plant Palette



Typical Shrubs



Botanic Name: *Dianella revoluta* 'Little Rev'



Botanic Name: *Dianella tasmanica* 'Tas Red'



Botanic Name: *Lomandra longifolia* 'Lime Jet'



Botanic Name: *Lomandra longifolia* 'Tanika'
Common Name: Lomandra Tanika



Botanic Name: *Syzygium cascade*
Common Name: Cascade Lilly Pilly



Botanic Name: *Syzygium australe* 'Winter Lights'
Common Name: Winter Lights Lilly Pilly



Botanic Name: *Lomandra confertifolia rubiginosa*
Common Name: Lomandra Crackerjack



Botanic Name: *Acmena smithii* 'Minor'
Common Name: Dwarf Lilly Pilly




Botanic Name: *Nandina* 'Golf Stream'
Common Name: Nandina

Refer to 'Ulladulla Town Centre - Street Hierarchy Map' for designated shrub locations.

13. Ulladulla Town Centre - Plant Palette




All Subject Streets other than Special Areas




AS2700 'Royal Blue' (B12)



Interpon 600 'Supaclear' ®
(JZ009K)



AS2700 'Raspberry' (R54)



AS2700 'Black' (N61)

Refer to 'Ulladulla Town Centre - Street Hierarchy Map' for designated colour locations.

13. Ulladulla Town Centre - Colour Palette



Special Areas (Ulladulla Harbour Walkway)



Interpon 'Night Sky' ® Satin
(GN121A)
- light poles



Interpon 'Tangelo' ®
(12PD615/2)
- seat frames



Interpon 'Charcoal' ® Satin
(GL180A)
- balustrade
- bins



Interpon 600 'Supaclear' ®
(JZ009K)
- Screens

Special Areas (Ulladulla Harbour Reserve)



AS2700 'Royal Blue'
(B12)



'Colourmix' "Marl"
- Concrete retaining walls

Refer to 'Ulladulla Town Centre - Street Hierarchy Map' for designated Special Area locations.

13. Ulladulla Town Centre - Colour Palette



All Subject Streets other than Special Areas



Seating

Specification Information

Description: "Metro" Seat - no arms - 2015mm long

Manufacturer: Stoddart Town and Park Furniture

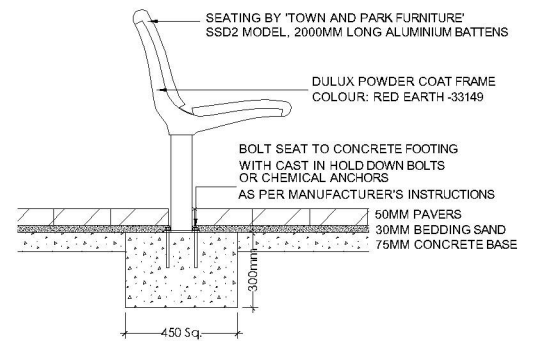
Code: SSD2

Colour: Extruded aluminium batters

Metal Frame - AS2700 "Royal Blue" (B12)

Fixing: Bolted to concrete footings (see detail)

Skatelugs: One each end of each seat



Bollard

Specification Information

Description: Wide bollard, domed, double collar

Manufacturer: Stoddart Town and Park Furniture

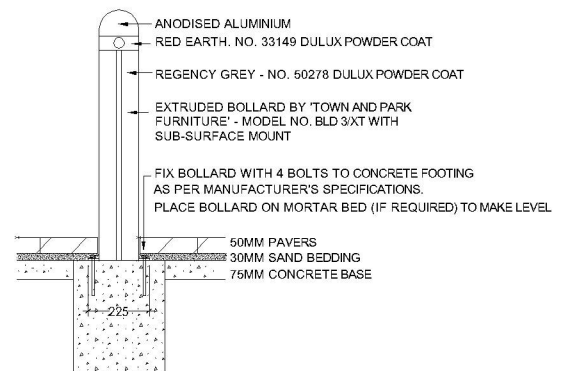
Code: BLD 3/XT

Colour: Dome - Anodised aluminium

Collar - AS2700 "Raspberry" (R54)

Main Body - AS2700 "Royal Blue" (B12)

Fixing: Subsurface mount (see detail)



Bin Enclosure

Specification Information

Description: Perforated Panel Garbage Bin Enclosure

705mm square x 1165mm high - 140ltr

Manufacturer: Street Furniture Australia

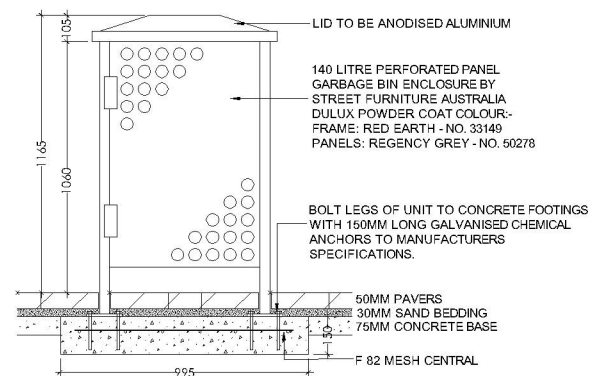
Code: WBE-F140K

Colour: Frame - AS2700 "Raspberry" (R54)

Panels - AS2700 "Royal Blue" (B12)

Lid - Anodised Aluminium

Fixing: Bolted to concrete pad footing (see detail)



Bike Rack

Specification Information

Description: Bike Parking Rail

Manufacturer: Cora

Code: CBR 4 B

Finish: 316 Stainless Steel.

Fixing: Bolted down.

To comply with A.S.2890 - 1993



Refer to 'Ulladulla Town Centre - Street Hierarchy Map' for designated Street Furniture locations.

13. Ulladulla Town Centre - Street Furniture



All Subject Streets other than Special Areas



Community Information Sign

Specification Information

Description: Community Notice Board

Manufacturer: SCC

Colour: AS2700 "Raspberry" (R54)

Fixing: Set-in concrete pad footings



Bus Shelter

Specification Information

Description: Steel Bus Shelter

Colour: AS2700 'Royal Blue' (B12)



Timber Seating

Specification Information

Description: Timber Seat with steel frame

Manufacturer: SCC

Colour: Timber Battens AS2700 'Raspberry' (R54)

Steel Frame AS2700 'Black' (N61)

Fixing: Set in concrete footing

Refer to 'Ulladulla Town Centre - Street Hierarchy Map' for designated Street Furniture locations.

13. Ulladulla Town Centre - Street Furniture



Special Areas (Ulladulla Harbour Walkway)



Seating

Specification Information

Description: Custom Design Bench Seat

Manufacturer: SCC Contractor

Frame Colour: Interpon® Easyclean 'Tangelo' (12PD615/2)

Batten Colour: Cabots Natural Decking Oil.

Mounting: Surface mount. 316 Stainless steel fixtures.



Picnic Setting

Specification Information

Description: Custom Design Picnic Setting

Manufacturer: SCC Contractor

Frame Colour: Interpon® Easyclean 'Tangelo' (12PD615/2)

Batten Colour: Cabots Natural Decking Oil.

Mounting: Surface mount. 316 Stainless steel fixtures.



Bin Enclosure

Specification Information

Description: Custom Design Bin Enclosure

640mm square x 1190mm high - 120ltr

Code: WBE-F120

Manufacturer: Street Furniture Australia

Frame & Panel Colour: Interpon® Anti Graffiti Easyclean 'Clear' with

Interpon® 'Charcoal'® Satin (GL180A)

Mounting: Surface mount with adjustable feet. 316 Stainless steel fixtures.

Refer to 'Ulladulla Town Centre - Street Hierarchy Map' for designated Street Furniture locations.

13. Ulladulla Town Centre - Street Furniture



Street Lighting



Pedestrian Streetlight

Specification Information

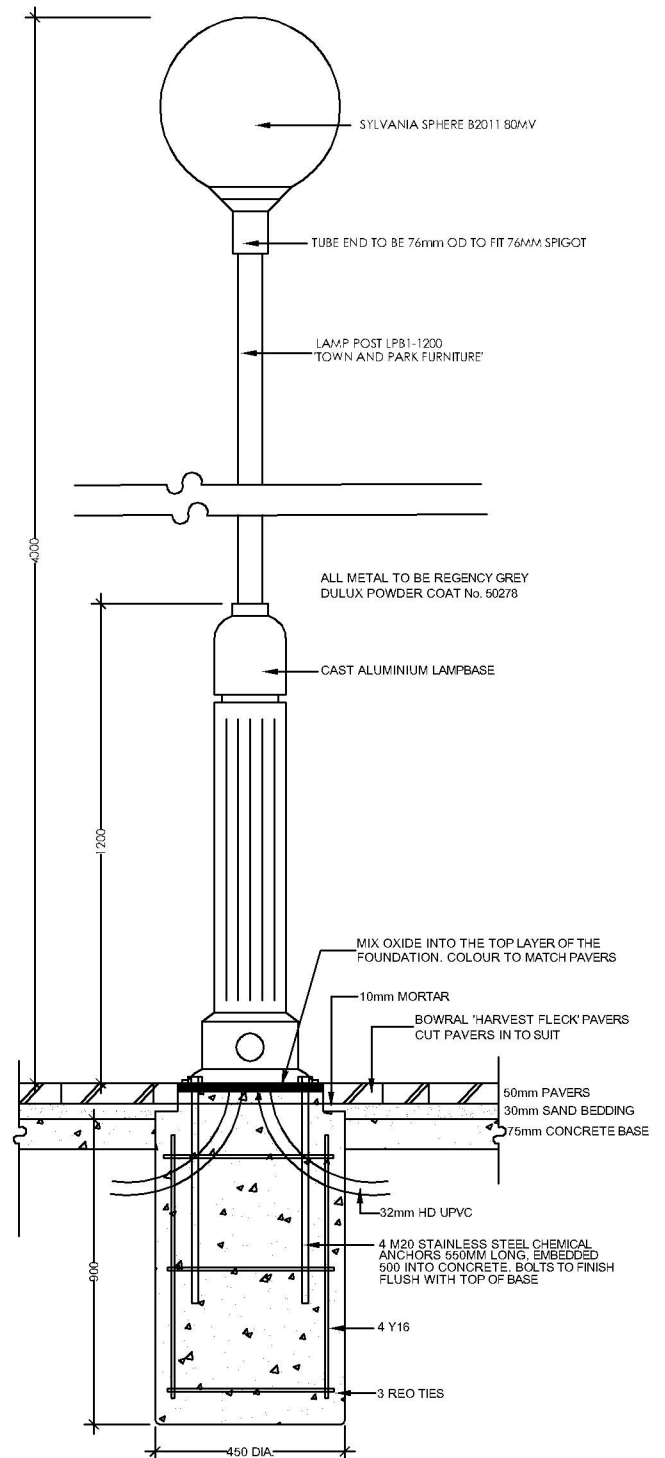
Description: Lamp Post Light

Manufacturer: Town and Park Furniture

Code: LPB1-1200

Colour: AS2700 'Royal Blue'

Fixing: Bolted to concrete footing (see detail)

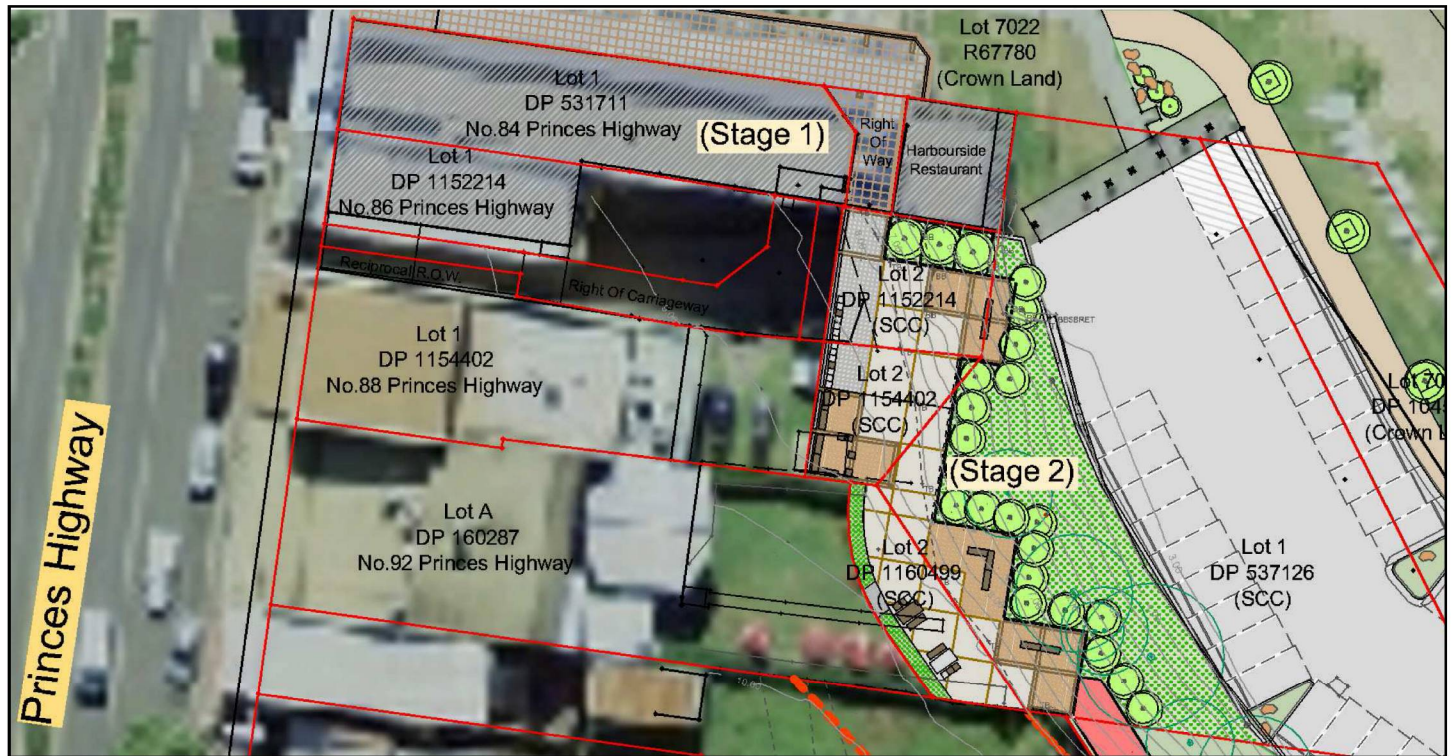


Refer to 'Ulladulla Town Centre - Street Hierarchy Map' for designated lighting locations.

13. Ulladulla Town Centre - Lighting




Special Areas (Ulladulla Boardwalk)



Ulladulla Boardwalk Stage 1 & 2 Layout Plan



Specially Designed Concrete Pathway

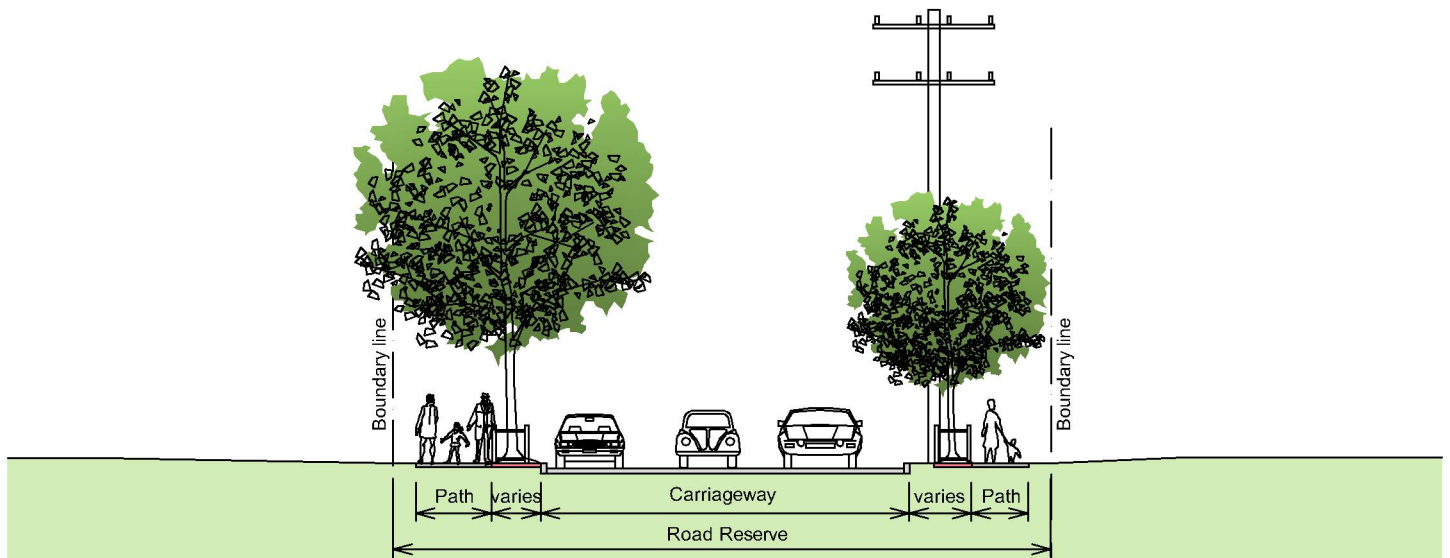


Specially Designed Viewing Platform

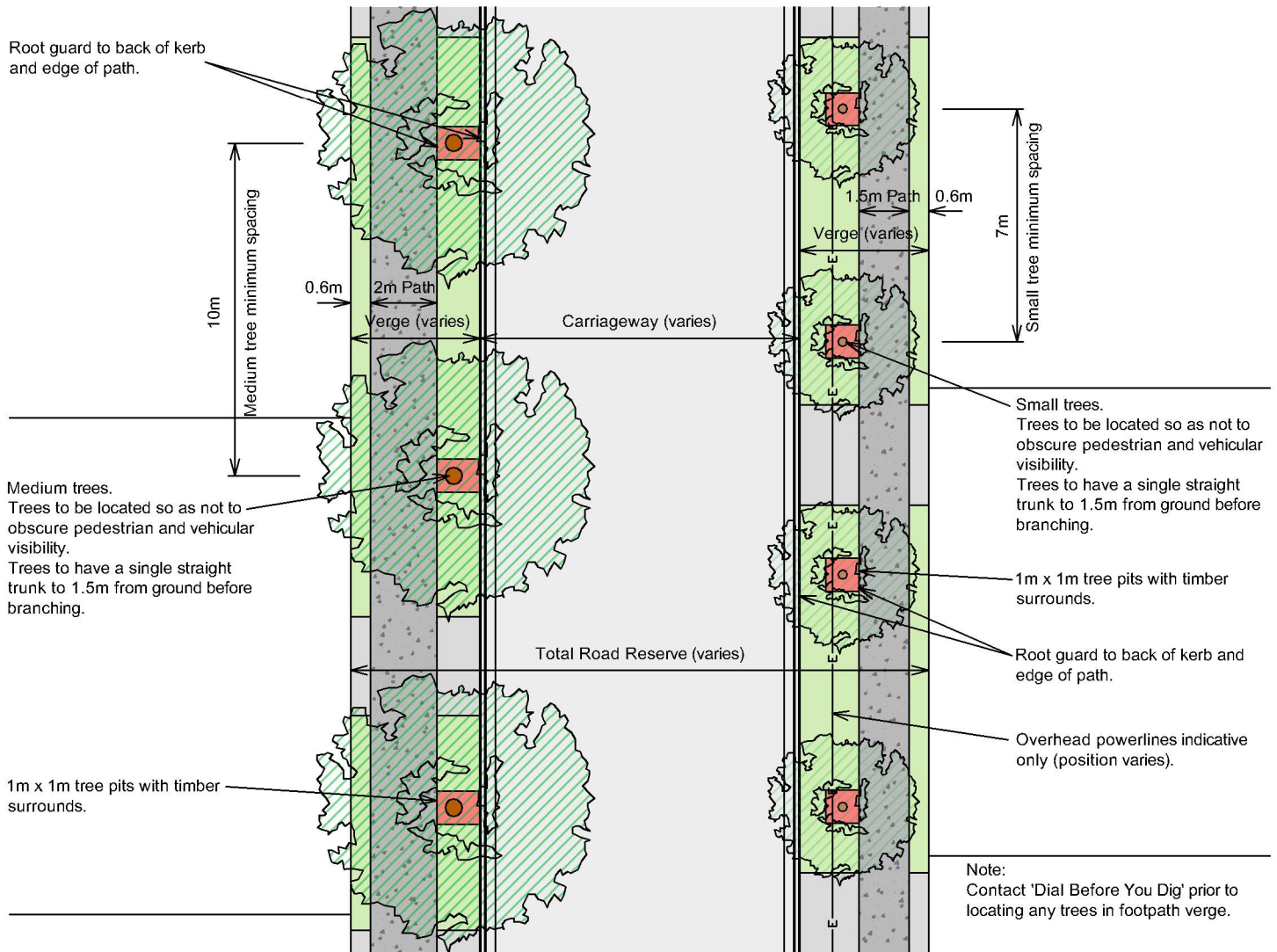
Refer to 'Ulladulla Town Centre - Street Hierarchy Map' for designated unique feature locations.

13. Ulladulla Town Centre - Unique Features





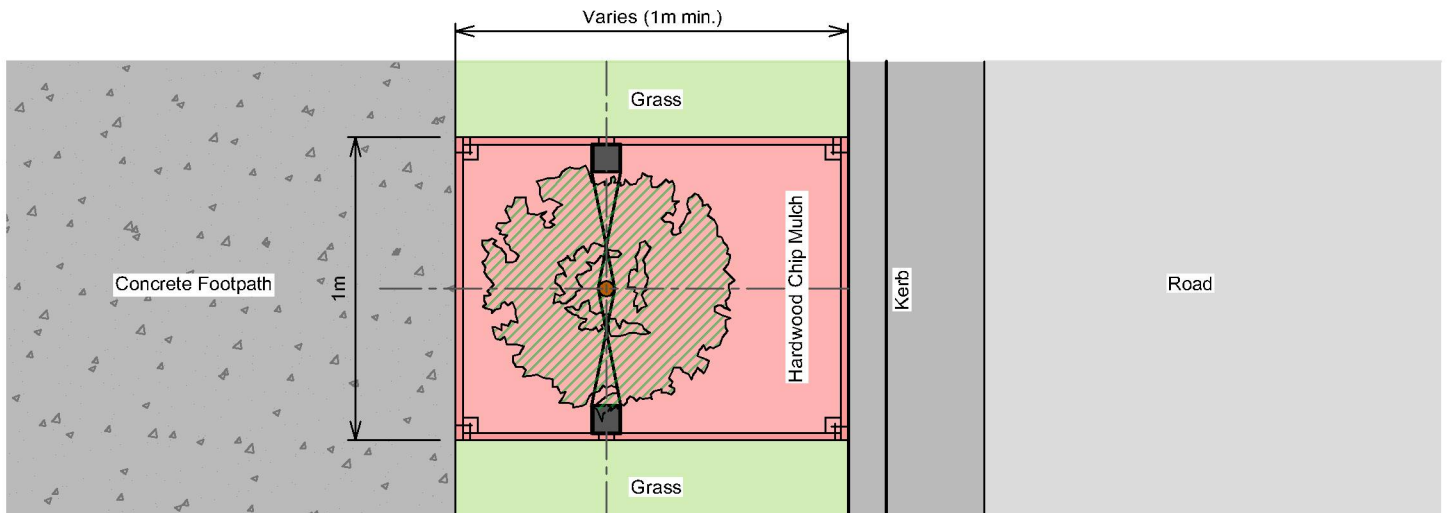
Typical Site Section



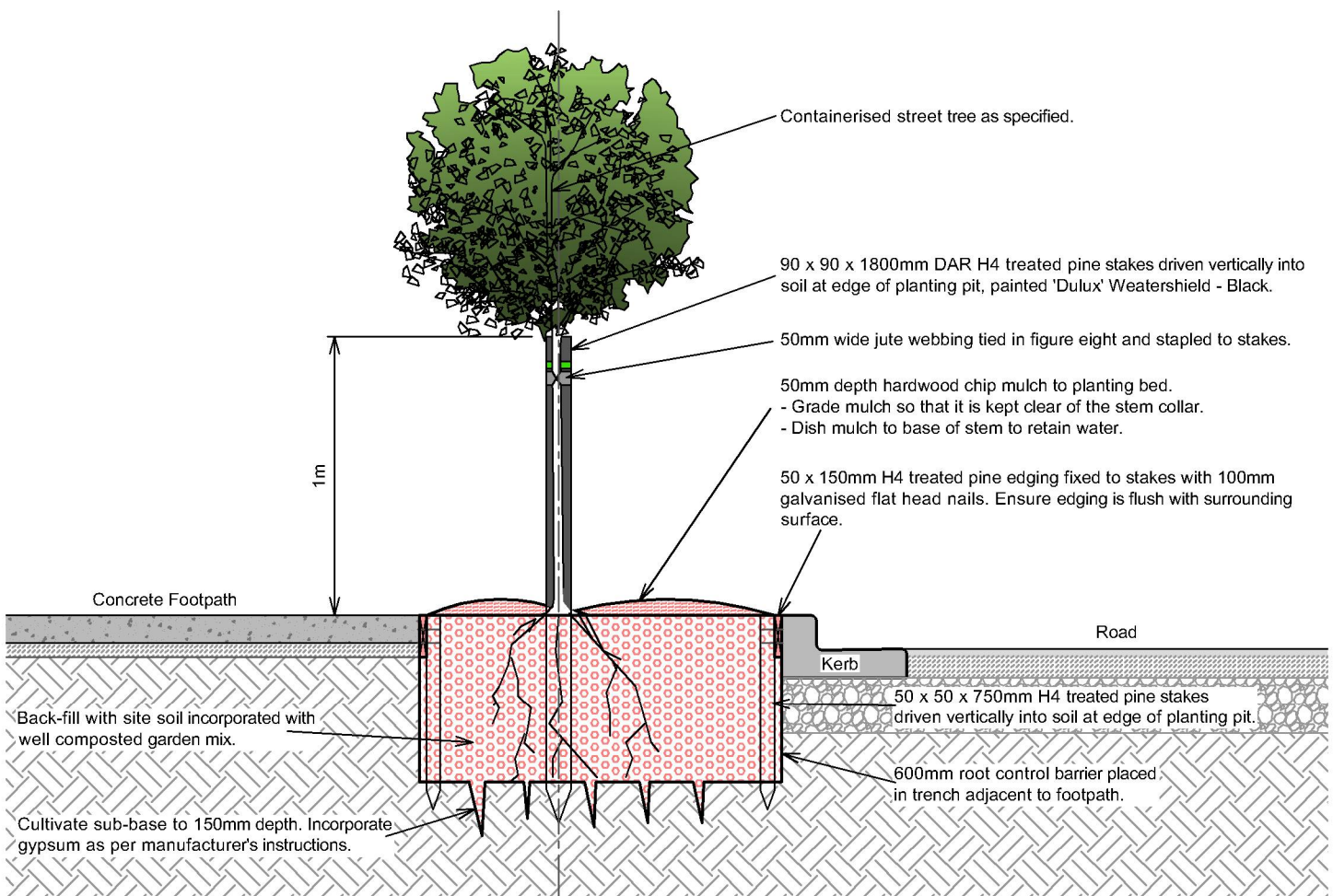
Typical Site Plan

14. Standard Details - Street Tree Planting in Grass Verge





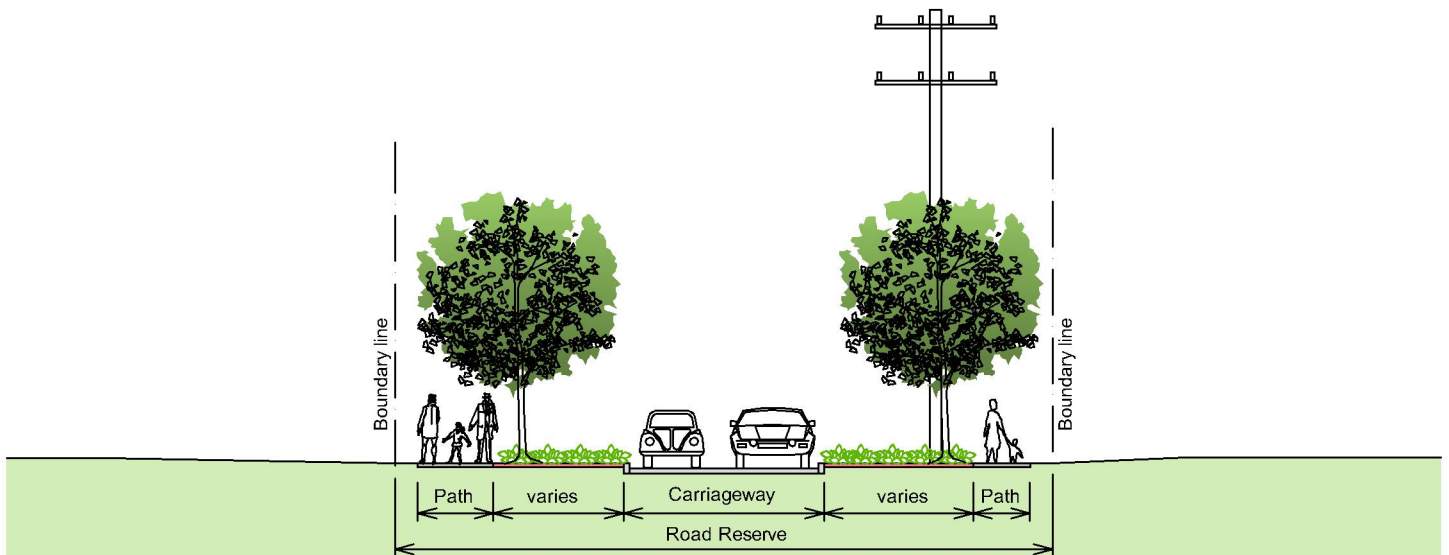
Typical Plan



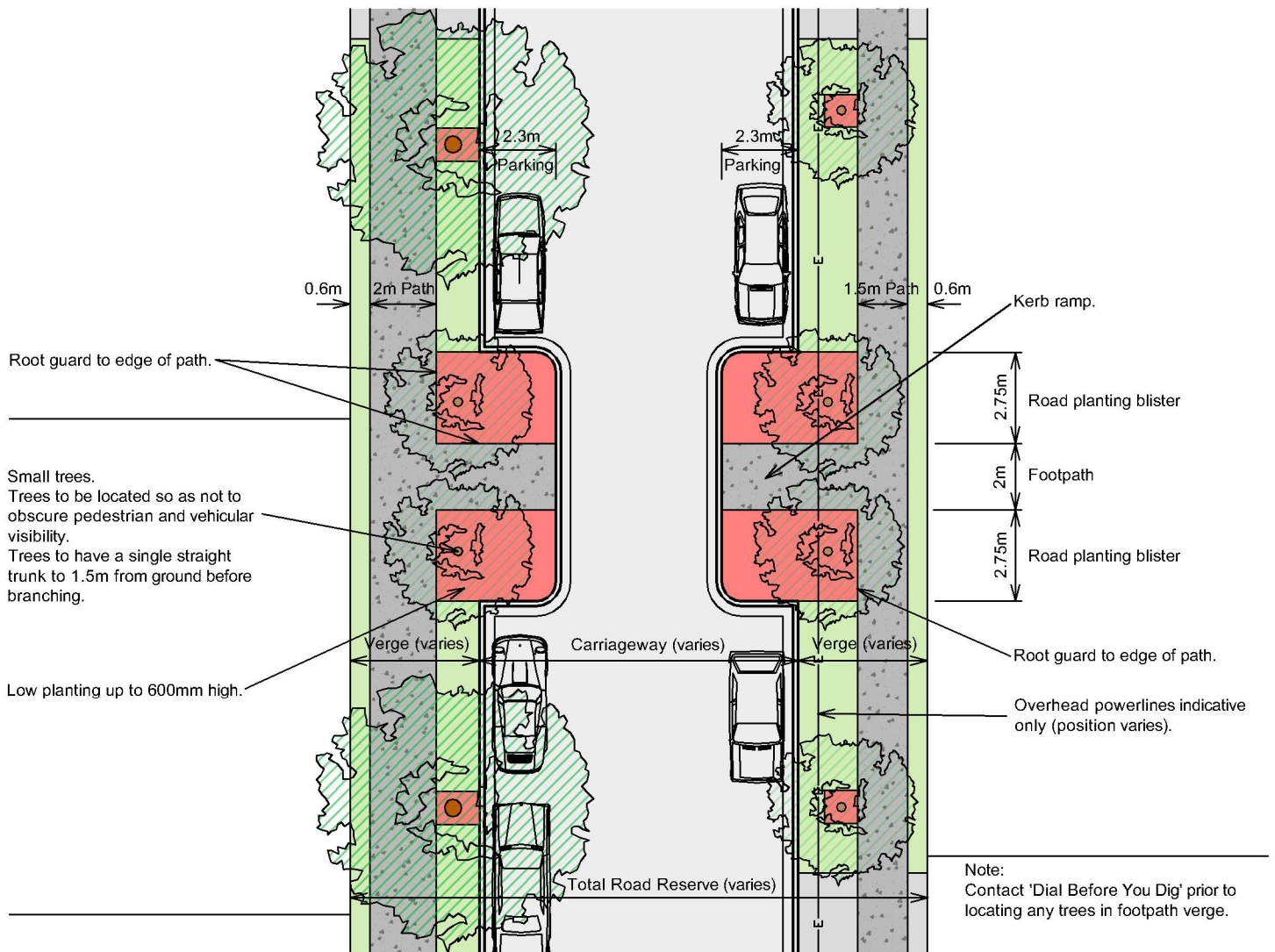
Typical Section

14. Standard Details - Street Tree Planting in Grass Verge





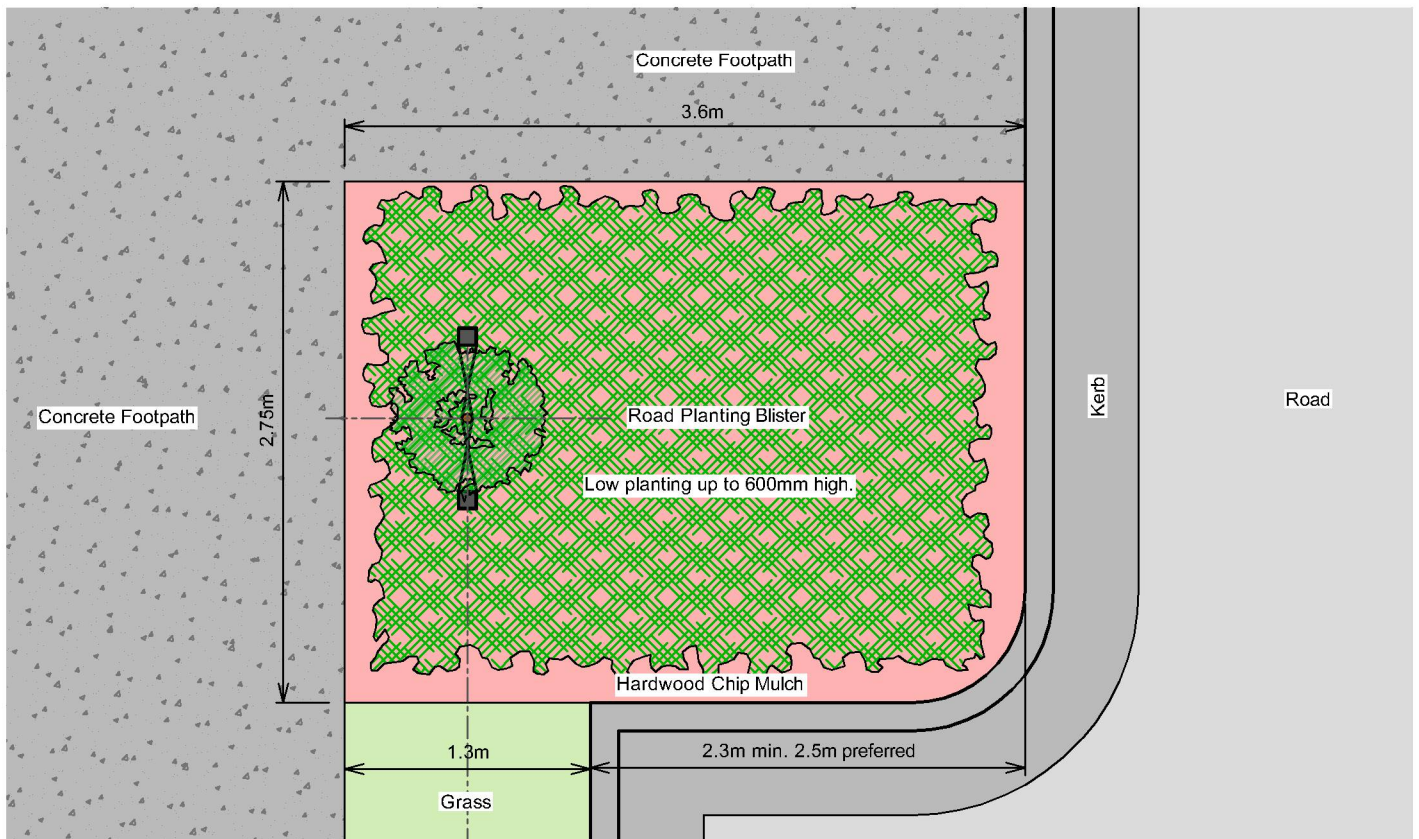
Typical Site Section



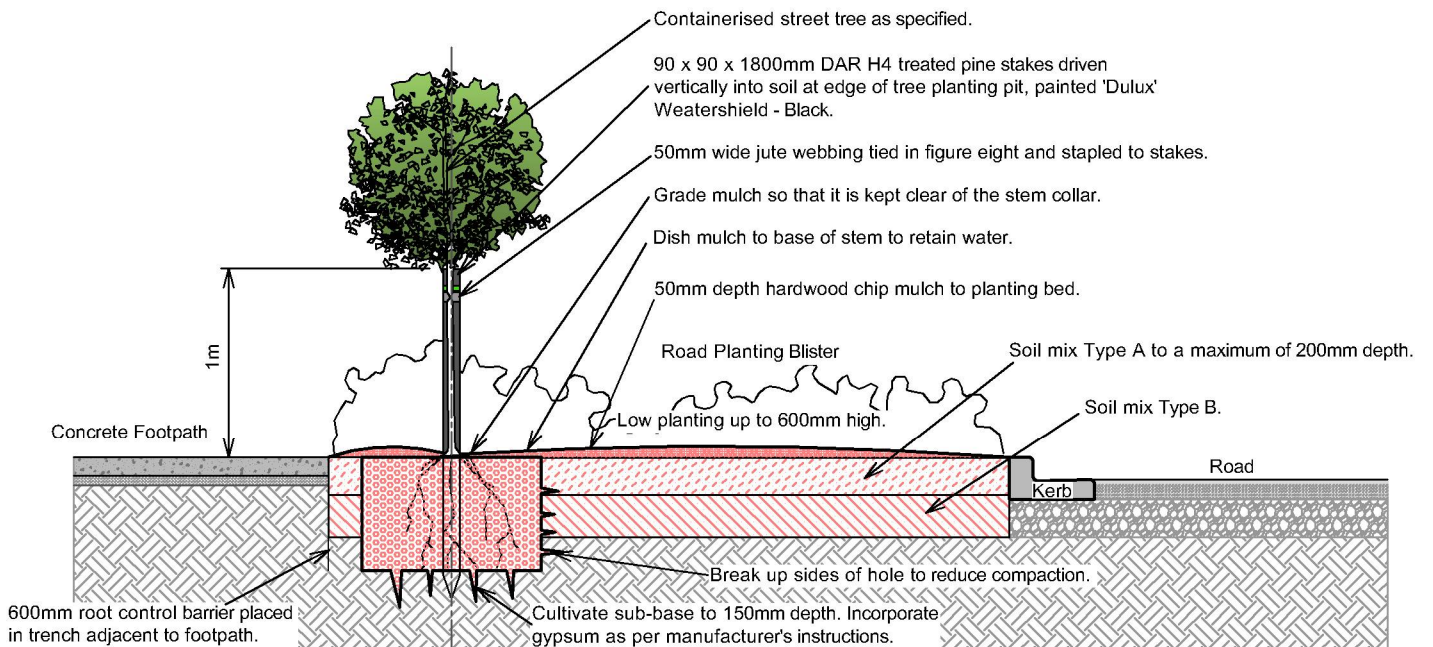
Typical Site Plan

14. Standard Details - Street Tree Planting in Road Blister





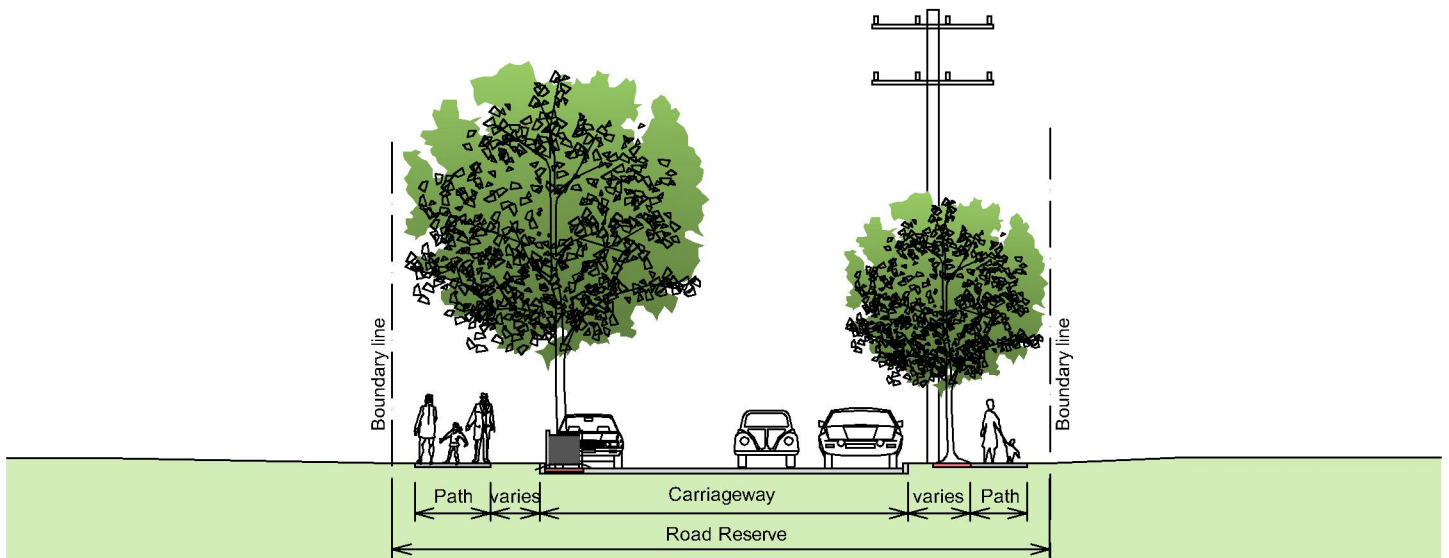
Typical Plan



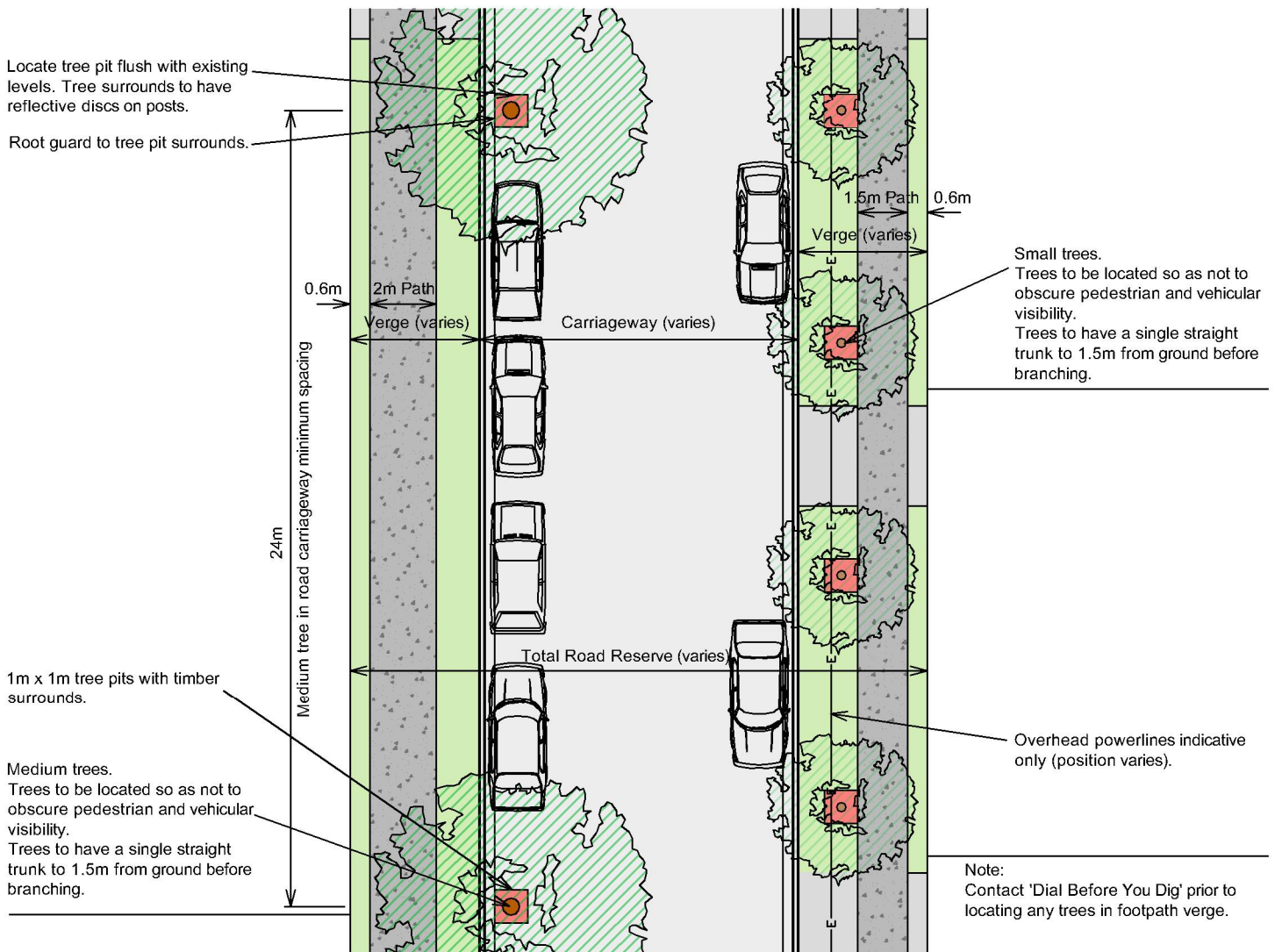
Typical Section

14. Standard Details - Street Tree Planting in Road Blister





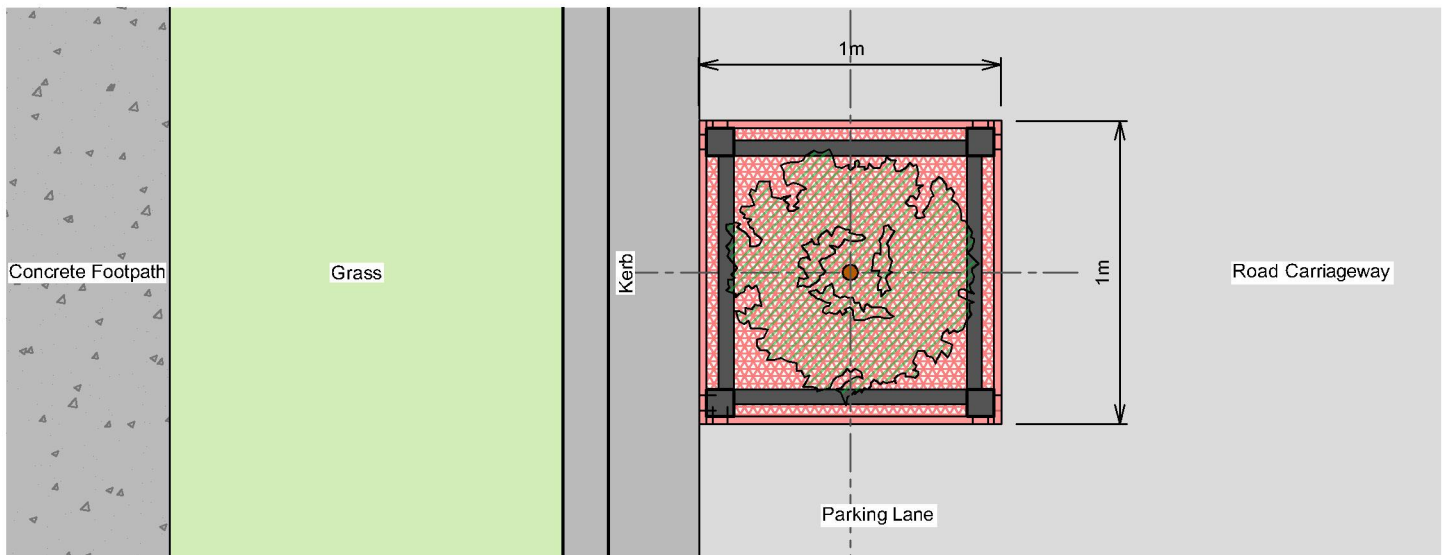
Typical Site Section



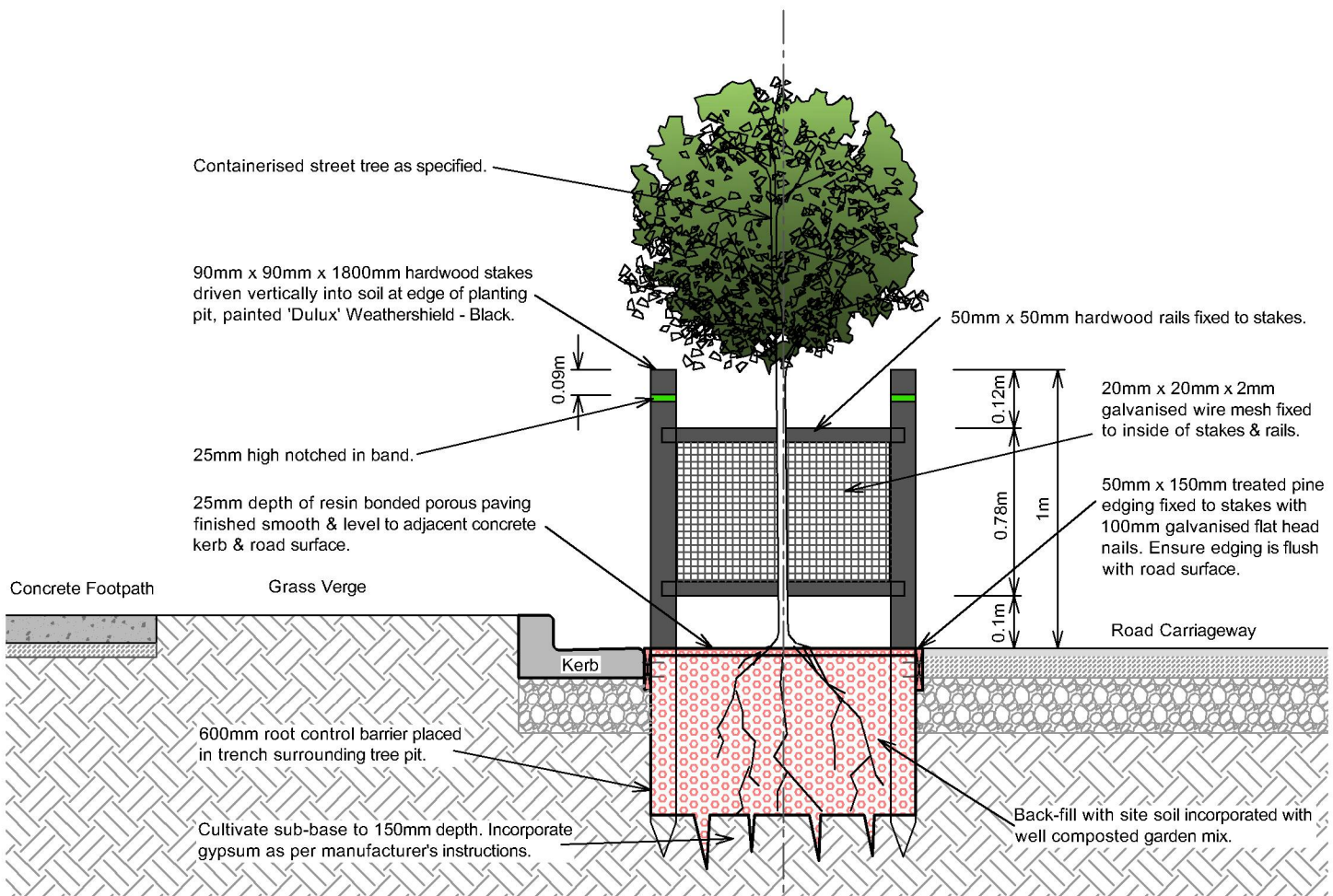
Typical Site Plan

14. Standard Details - Street Tree Planting in Carriageway





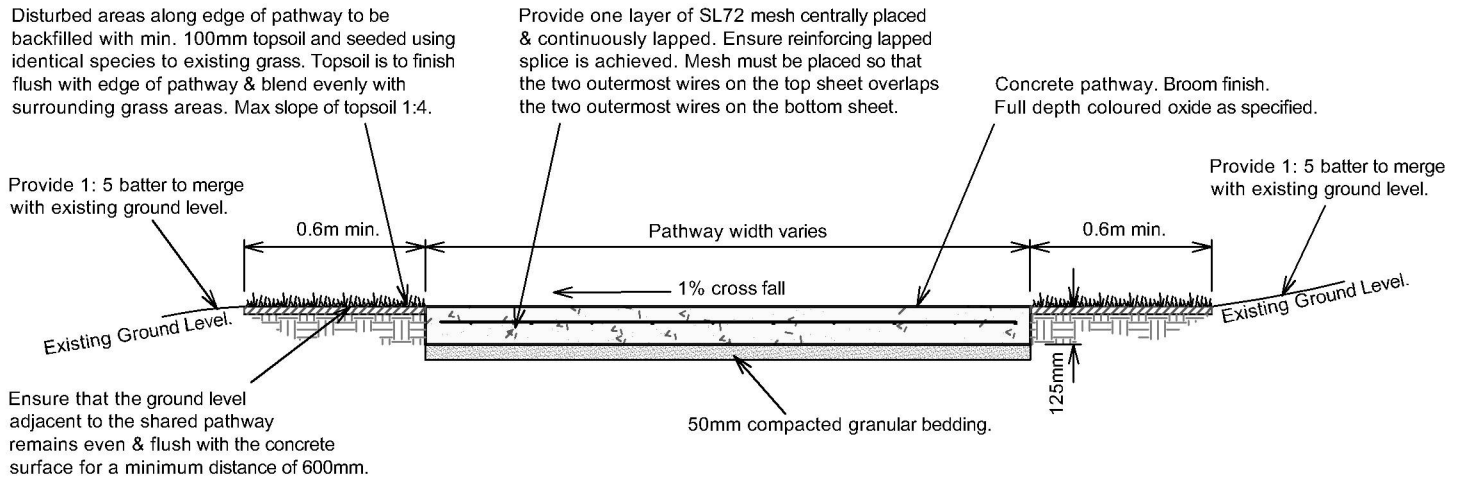
Typical Plan



Typical Section

14. Standard Details - Street Tree Planting in Carriageway





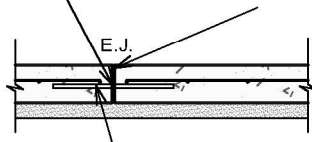
Typical Section

Expansion joint 10mm wide. Filled with compressible filler at a minimum of 12m intervals.

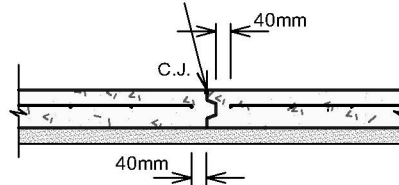
Seal with approved 20mm deep silicon or polyurethane sealant 'Sikaflex' ®.

Pressed-metal key joint to suit slab thickness at a minimum of 3m intervals.

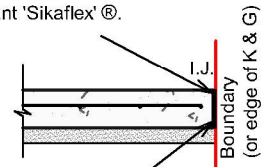
Seal with approved 20mm deep silicon or polyurethane sealant 'Sikaflex' ®.



Dowel Galvanised and fixed. Centrally located. 300 long at 300 centres. Dowels must be supported in a way that no steel crosses the joint except for the dowel.



Typical Control Joint (C.J.)



Isolation joint 10mm wide. Filled with compressible filler material.

Typical Isolation Joint (I.J.)

Typical Expansion Joint (E.J.)

Typical notes:

Concrete 32mpa concrete (due to colour)
Provide full depth colour oxide with a maximum 20mm aggregate size as specified.
Colour: TBA

Broom finish. Ensure minimum slip resistance of R10 is achieved.

Seal concrete with 'Klen' "Tuscan Seal".

Finish concrete flush with adjoining surfaces.

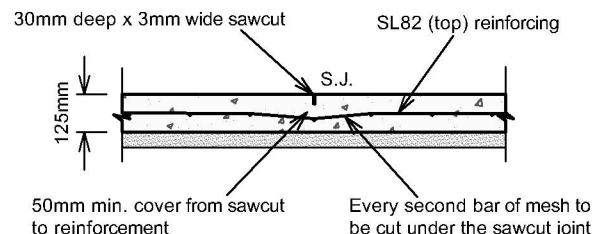
Provide expansion joints at 6m intervals or as indicated on plans.
Use "Connolly" Expansion Joint with dowel sleeves.

Provide control joints at alternate 6m intervals or as indicated on plans.
Use "Connolly" Key Joint with removable grey capping strip.

Provide sawcuts joints at intervals determined by Council Engineers.

Typically 1% cross falls or as indicated on plans / cross section.

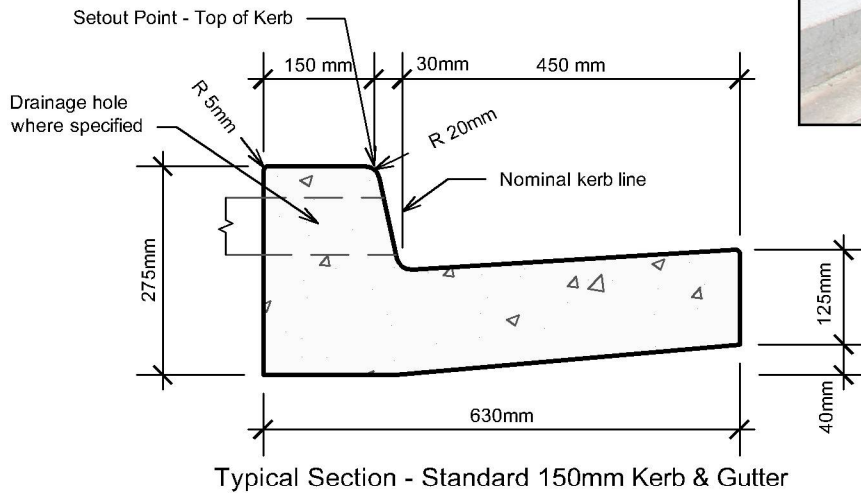
All dimensions are in millimeters unless noted otherwise.



Typical Sawcut Joint (S.J.)

14. Standard Details - Concrete Pathway

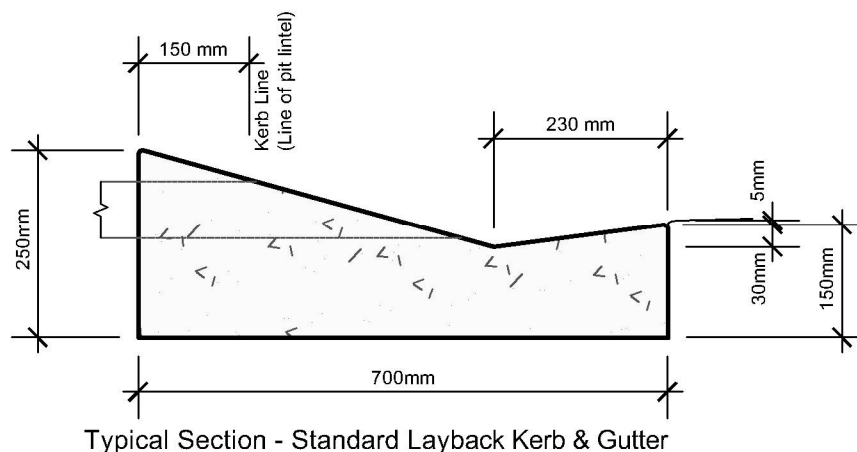




Berry Street, Nowra

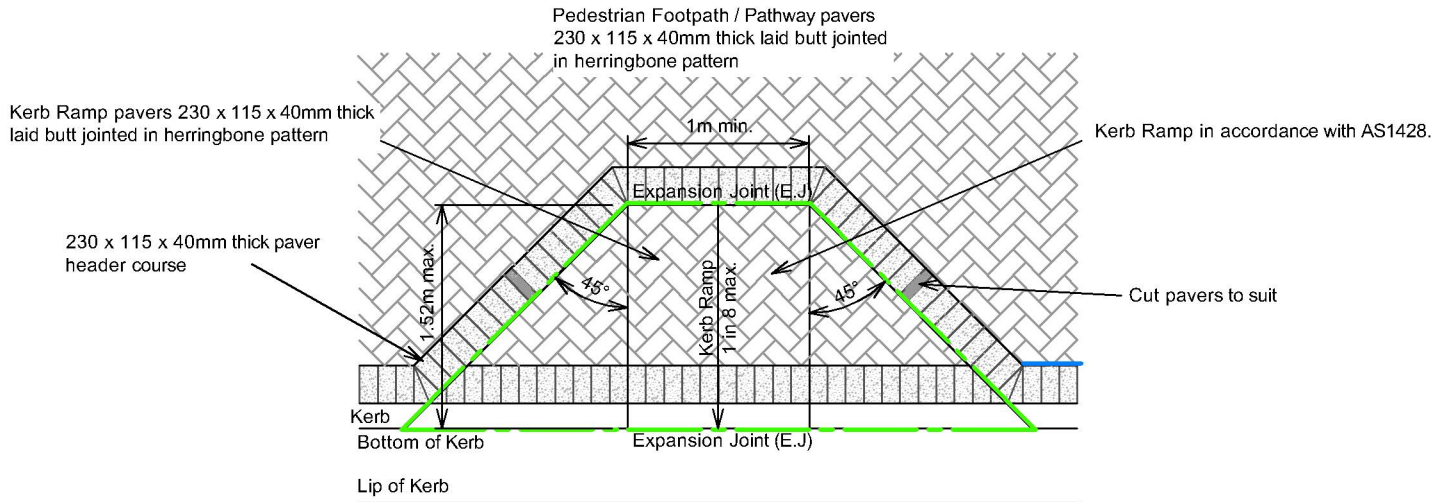
Notes:

1. Road basecourse to be extended beneath and 150 mm beyond the face of kerb and gutter, aprons and crossing.
2. Concrete to be of 20 MPa compressive strength at 28 days for dish crossing and integral kerb for concrete access ways.
3. Concrete to be 15 MPa compressive strength at 28 days for kerb and guttering.
4. Where conduits are required to be placed prior to kerb construction, kerb faces shall be marked for location with an approved tool or as directed by superintending officer.
5. All work is to be approved by council.
6. Forty eight (48) hours notice is to be given prior to the placing of concrete to allow for inspection by council's officers.

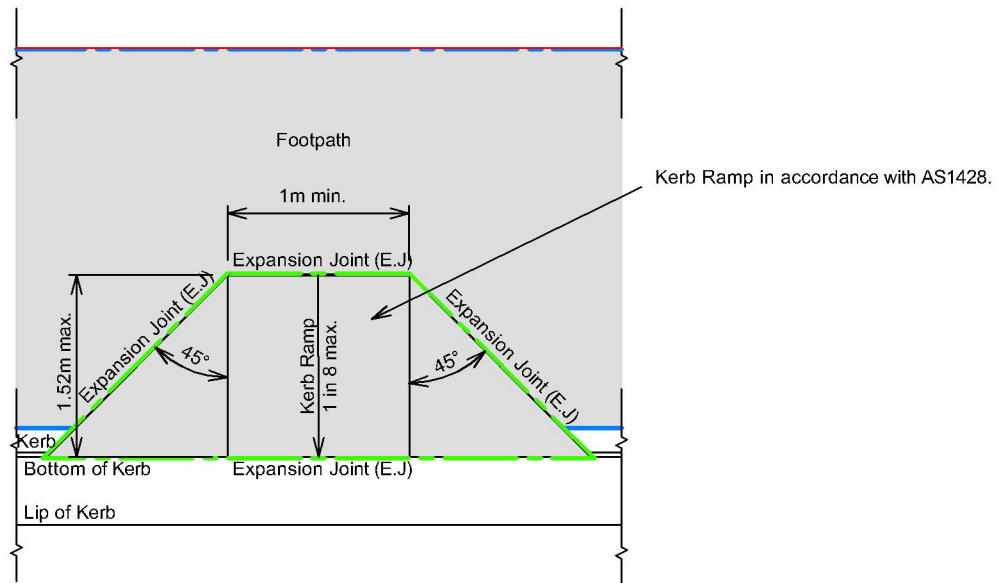


14. Standard Details - Concrete Kerb & Gutter

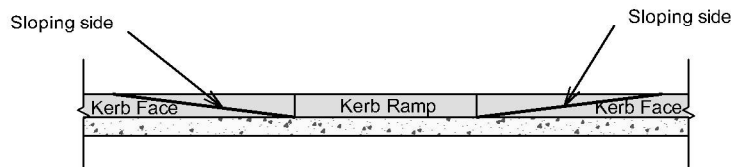




Typical Plan - Paved Kerb Ramp Detail



Typical Plan - Concrete Kerb Ramp Detail




Typical Elevation - Concrete Kerb Ramp Detail

Provide Tactile Ground Surface Indicators and Directional Indicators in accordance with AS1428.
 Where required install DTAC Warning and Directional Tactiles.
 Range: 'Stainless Classic' - Stainless Steel 316.
 Install as per supplier's recommendations.

14. Standard Details - Kerb Ramp





a division of valspar

SPECIFICATION NO. 220915-DBN46

DATE: 22nd September 2015

COMPILED BY: Darren Brewer

WATTYL INDUSTRIAL COATINGS SPECIFICATION

PROJECT:	
CLIENT:	
ITEM/LOCATION:	
SERVICE CONDITIONS:	Category E- Very High Corrosivity (in accordance with AS/NZS 2312:2002)
PREVIOUS COATING:	Galvanised
SUBSTRATE:	Galvanised Steel (HGD600- 600g/m ²)

PRE-TREATMENT	<p>GALVANISED SURFACES</p> <p>Degrease surface using biodegradable degreasing solution as per AS 1627.1 to remove all grease, oils, fats, etc. Remove all salt deposits and degreaser residue by low pressure water washing (upwards of 350 bar) using potable water. Inspect & ensure that all sharp edges and corners are ground to a radius of 2mm, and all weld slag, spatter, and zinc dags are removed, and all welds and high spots are ground smooth.</p>
----------------------	--

SURFACE PREPARATION	<p>GALVANISED SURFACES</p> <p>Sweep Abrasive Blast</p> <p>Sweep abrasive blast all surfaces to produce a surface similar to Class 1 blast as per AS1627.4. The resulting surface shall have a uniform dull grey appearance. Remove all blast residue. All blasted surfaces shall be coated before any contamination of the surface occurs. Substrate must be sound, clean and dry before application of coatings.</p>
----------------------------	--

	PRODUCT	DATA SHEET NO.	MINIMUM FILM THICKNESS (MICRONS)		THEORETICAL SPREADING RATE (m ² /L)	APPLICATION METHOD	SPOT/FULL/STRIPE COAT	THINNER REQUIRED
			DRY	WET				
COAT 1	Epinaamel PR250	P30.01	75	135	7.3	B,S,R,A	FULL	L760
COAT 2	Epinaamel EB600MIO	P31.01	150	230	4.3	B,S,R,A	FULL	L760
COAT 3	Poly U400	P50.01	50	100	9.8	S,A B,R	FULL	L747 L754

* B = BRUSH S = CONVENTIONAL SPRAY R = ROLLER A = AIRLESS SPRAY T = TROWEL

Notes:

Explanatory Notes: Refer to each technical data sheet before use for the particular information relating to mixing, application, drying, curing and re-coating. Where the substrate temperature and/or the relative humidity are outside those stated on the data sheet, the minimum/maximum re-coat times will change. The dry film measurements should be made in accordance with AS 3894.3. Material safety data sheets are available and upon request. The theoretical coverage rates nominated do not allow for any losses during mixing, application or those affected by environmental conditions, porosity of the substrate or surface roughness. If applying the system by brush/roller it may be necessary to apply an additional coats so as to achieve the nominated dry film thickness.

1. This information is provided with respect to the listed Wattyl products. Wattyl recommends that: (a) you review the Technical Data Sheets (TDS) and Material Safety Data Sheets (MSDS) before you use or handle the product; (b) the product be used only in accordance with the information provided by Wattyl; (c) the product be transported, stored and handled in accordance with the information on the MSDS and relevant TDS; and (d) you thoroughly test the product, using the recommended application method on a sample of intended substrate, before using the product. 2. The information in this document was prepared using information gathered during product development. While Wattyl endeavours to update this information and maintain the accuracy and currency of its contents, Wattyl cannot guarantee that the information provided is wholly comprehensive. 3. For all product and non-product related information, Wattyl recommends that you conduct such additional investigations as may be necessary to satisfy yourself of the accuracy, currency and comprehensiveness of the information on which you rely in using and handling the product. If you require further information please contact your nearest Wattyl Office. 4. To the full extent permitted by law, Wattyl's liability for breach of a condition or warranty implied into the contract for sale between Wattyl and you by law is limited at Wattyl's election to: (a) the replacement of the product; or (b) payment of the cost of replacing the product.

V18, 08/14

CUSTOMER SERVICE HOTLINE 132101 (Aust), 0800 735 551 (NZ)

Trademarks are the property of Valspar Paint (Australia) Pty Limited. (ABN 40 000 035 914)

14. Standard Details - Specifications and Notes

