

Stage 1

Stage 1

Lesson 2

Tapstar and friends investigate the properties of water.



1

When you take a tray of water out of the freezer what does the water look like?

Tip the water out of the tray onto a plate.

Draw what the water looks like now.



Why is Drippette shivering?



Why is Tapdog fanning?

2

When you place a cube of ice out in the sun or into boiling water, what happens to it and where does the water go?

Draw what happens when the ice cube is put into the boiling water or the sun.

3

Your teacher will boil water in a covered saucepan. What can you see on the inside of the saucepan lid when it is taken off?

Draw what you see on the lid of the saucepan.







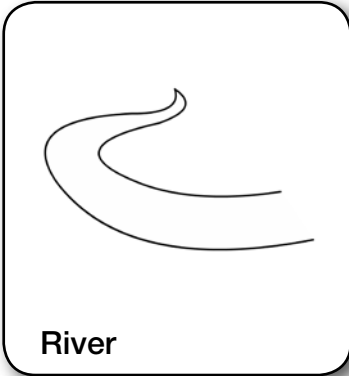

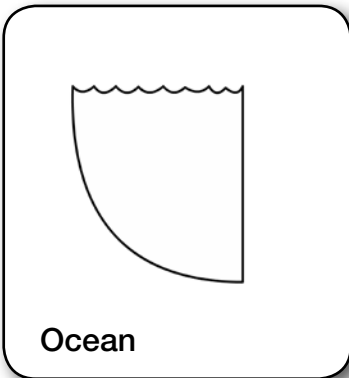
Stage 1

Lesson 3

Sheet 1

Tapstars friends discover the water cycle

Cut out or copy pictures and place on the water cycle drawing (sheet 2)




Stage 1

Lesson 3

Sheet 2

Tapstar discovers the water cycle

- 1 Paste or draw pictures of the rain, steam, river and oceans on the water cycle below:



- 2 Now use this drawing to help you follow a water drop through the cycle

School Water Survey

When you walk around the school can you see any water being wasted? You may see a leaking tap or pipe. Do the toilets have a full flush? Tick the box if you see any of these ways that water is wasted.

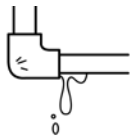
Your school may already be saving water. Does your school have any water tanks? Is there Mulch on the Garden beds? Tick the box if you see any of these ways of saving water.

Wasting water

Where are you inspecting?



Dripping tap



Leaking pipe



Single flush



Dual flush



Water tank



Garden mulch

Toilets	Playground		
Tick here	Tick here	Tick here	Tick here

With your teachers help make a picture graph showing how your school wastes water and how it saves water. Draw a simple map depicting water use in the school.

Role play activity cards.



1

Show the rest of the class how we can save water when brushing your teeth.



2

Show the rest of the class how we can save water in the shower.



Stage 1

Lesson 6

Sheet 2

Role play activity cards.




3

Show the rest of the class how we can save water when washing our clothes.



4

Show the rest of the class how we can save water in the Garden when using the hose



Stop wasting water song



When in the laundry you've got to get it right
Use a front loader it's being very bright
Next time you've only got a half a load
Just wait till you've got more dirty clothes

Think it oh, oh ver
Think it oh, oh ver

Stop wasting water
Before it all runs out
Stop wasting water
Before it all runs out



Think it oh, oh ver
Think it oh, oh ver

When cleaning driveways you should never use a hose
Just use the broom or rake you know how it goes
Next time you need to wash your motor car
Just use a bucket and wash it on the grass



Think it oh, oh ver
Think it oh, oh ver

When having showers you'd better keep it short.
Brushing your teeth please turn the water off
Next time that you need to use the looooo
1/2 flush for one's and full for two's

Think it oh, oh ver
Think it oh, oh ver

Stop wasting water
Before it all runs out
Stop wasting water
Before it all runs out



Think it oh, oh ver

STOP!

Don't let the Tap Go Drip song



If You want to save water clap your hands
Clap Clap Clap clap
You'll help the environment and the land
Clap Clap Clap clap
Now Only use water when you need it
And don't let the tap go drip drip
And don't let the tap go drip drip drip.



When you brush your teeth turn the Tap off
Turn Turn Turn Turn
Otherwise it will go down the plughole
Turn Turn Turn Turn
Now Only use water when you need it
And don't let the tap go drip drip
And don't let the tap go drip drip drip.



When you have a short shower you'll sing this song
Clap Clap Clap clap
Save water otherwise it will be gone
Clap Clap Clap clap
Now Only use water when you need it
And don't let the tap go drip drip
And don't let the tap go drip drip drip

If You want to save water clap your hands
Clap Clap Clap clap
You'll help the environment and the land
Clap Clap Clap clap
Now Only use water when you need it
And don't let the tap go drip drip
And don't let the tap go drip drip drip



And don't let the tap go drip drip drip.

Stage 1

Tapstar Quiz for Stage One



1 Can water move? Does it flow?

2 Is water always a liquid?

3 When water falls as rain onto a hill what happens to it?

4 Water is found in the ocean can you think of anywhere else on the Earth where water is found?

5 Why do we need water?

6 How can you save water?
