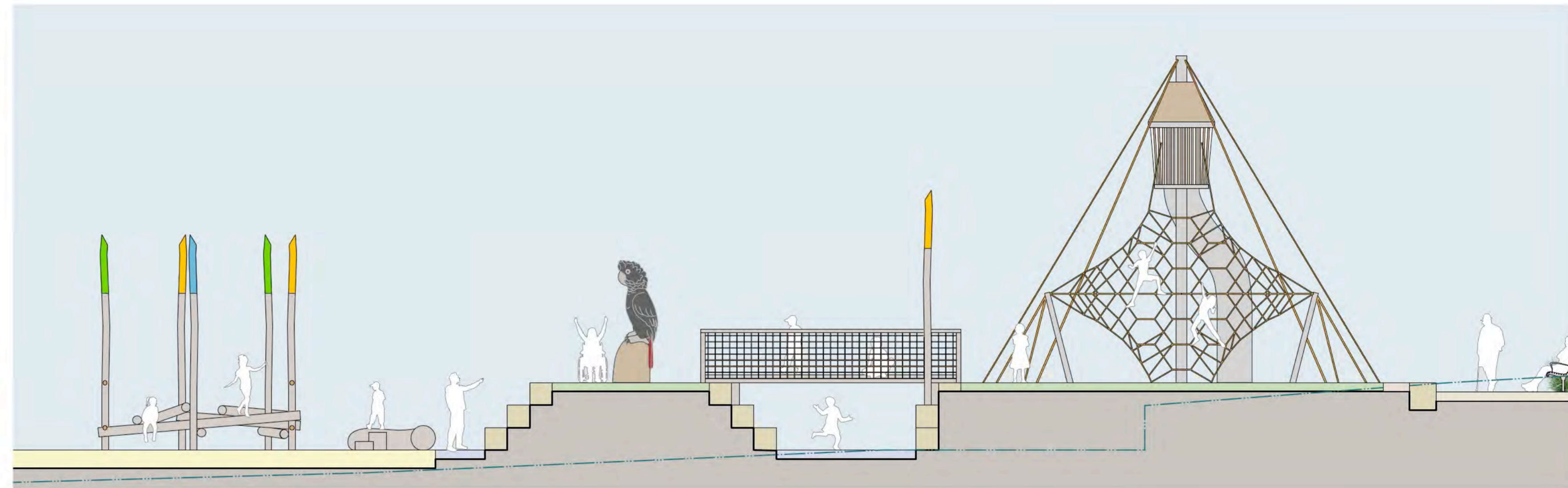



Livvis Place Inclusive Play Space Marriott Park - Nowra

Concept Plans

July 2020



DRAWING SCHEDULE

01 Analysis Plan

02 Schematic Plan

03 Concept Plan

04 Detail Plan

05 Typical Sections 1

06 Typical Sections 2

07 Typical Sections 3

08 Schedules 1

09 Schedules 2



- NOTES**
- A** EXISTING BRIDGE: Existing timber bridges and approaches not connected to a path network or compliant with inclusive access. Investigate replacement / alternative pedestrian routes to playground.
 - B** LOOP PATH: Opportunity to significantly improve park circulation and inclusive access to playground with a loop path around the park pond. Path would provide access to all park elements along with being a fitness and interpretive feature in its own right.
 - C** PROXIMITY TO POND: Ensure secure barriers around perimeter of playground, particularly regarding its close proximity to the park pond.
 - D** EXISTING PICNIC AREA: Popular picnic area with northern aspect and pond views with mountain ridge in background. Opportunity to upgrade facilities with strong connections to the playground.
 - E** HIGHWAY VERGE: Consider noise, visual, and access impacts. Maintain safety fencing and vegetation buffer to attenuate traffic noise. Consider future highway expansion and its impact on the playground footprint.
 - F** PARKHAVEN MOTEL UNITS: Ensure privacy and security is maintained between units and park driveway. Existing trees to be retained.
 - G** EXISTING DRIVEWAY AND OPEN STORMWATER CULVERT: Current driveway provides no parking or access to playground. Open culvert is also a safety issue in such close proximity to playground. Opportunity to reconfigure driveway and cover/pipe culvert to allow accessible entry and parking to playground.
 - H** EXISTING SHRUBS AND TREES ALONG STORMWATER CULVERT: Vegetation inhibits passive surveillance and visibility of playground to the broader park and surrounds.
 - I** ON STREET PARKING: Opportunity to provide angled on street parking along Douglas Street to improve parking quantity for park use.
 - J** EXISTING PLAYGROUND: Popular playground even with aged equipment and facilities. Opportunity to significantly improve and expand to a regionally significant inclusive playground.
 - K** DOUGLAS STREET VERGE: Lacks any footpaths or streetscape elements. Footpaths along length of Douglas St would improve inclusive access to playground.
 - L** DOUGLAS ST PLAYGROUND ENTRY: Doesn't connect with any adjoining paths. Investigate suitability once playground is expanded.
 - M** ELEVATED TURF TERRACES: Opportunity to use elevated terrace area for playground expansion utilising the level change for play activity and northerly views.
 - N** EXISTING EUCALYPTS: Opportunity to highlight and promote as prominent playground character / feature including sensory and shade use.
 - O** STONE MEMORIAL: Relocate to a more suitable outside area outside of playground (potentially in future heritage memorial garden).
 - P** EXISTING AMENITY BUILDING: Aged amenity in a poor location for accessibility and passive surveillance. Investigate alternative location to western side of playground that is more inclusive and connected to other park facilities.
 - Q** EXISTING SERVICE VEHICLE ACCESS: Consider retention if still suitable as an access point after playground upgrade.
 - R** HISTORICAL PARK ENTRANCE: Visual presence but no longer a desirable access point to park or playground due to highway proximity. Opportunity to retain with informal or minor access to park and playground.

- LEGEND**
- Site boundary
 - Existing boundary fence
 - Existing trees
 - Bitumen pavement
 - Concrete pavement
 - Turf
 - Garden beds
 - Pond & open drains
 - Potential playground area
 - Potential playground entry points
 - Circulation
 - Future highway widening

Marriott Park

Livvis Place Inclusive Play Space Concept

ayling drury landscape architecture
 ABN 73 315 433 161 www.aylingdrury.com.au
 43 Plunkett St Nowra NSW 2541 p: 0411 570 511 e: info@aylingdrury.com.au

CLIENT
Variety
 The Children's Charity NSW/ACT

PROJECT NUMBER
 AD1921

DATE
 06 July 2020

SCALE
 1:200@A1

0 1 5 10 20m

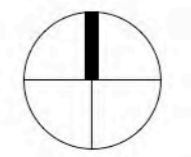
DRAWING TITLE
ANALYSIS PLAN

DRAWN
 SD

CHECKED
 SD

REV
 C

DRAWING NO
 01





- | | |
|--|-------------------------------|
| CIRCULATION | PLAY ELEMENTS |
| PEDESTRIAN ENTRY POINTS Including signage | JUNIOR NATURE PLAY AREA |
| NEW AMENITY BUILDING Adjoining playground. | SENIOR ADVENTURE PLAY AREA |
| ACCESSIBLE LOOP PATHS Inclusive circulation in park and playground. | MUSICAL INSTRUMENTS |
| STEPS Level changes | SAND PLAY |
| WAYFINDING & INTERPRETATION | WATER PLAY |
| WAYFINDING LANDMARKS Addressing key entries and views. | INCLUSIVE CAROUSEL |
| CULTURAL ELEMENTS Local indigenous interpretive elements defining play themes. | CLIMBING |
| VEHICLE ACCESS | TOWER STRUCTURE |
| VEHICLE ACCESS Car park and service vehicle entry points. | SLIDES |
| CAR PARKING New on-street and off-street car parking locations. | SWINGS |
| HIGHWAY EXPANSION Allowance for future road widening. | BRIDGE |
| | SECLUDED PLAY |
| | STEPPERS & BALANCING |
| | SENSORY / NATURE PLAY |
| | FLYING FOX |
| | TRAMPOLINE |
| | FITNESS STATION |
| | SHELTERS & SEATING |
| | PICNIC SHELTER & FURNITURE |
| | BENCH SEAT |
| | VEGETATION |
| | NATIVE PLANTING |

- LEGEND**
- Accessible pathways
 - Sandstone retaining walls and barriers
 - New underground stormwater line
 - Playground perimeter fencing

Marriott Park

Livvis Place Inclusive Play Space Concept

ayling | drury landscape architecture
 ABN 73 315 433 161 www.aylingdrury.com.au
 a: 43 Plunkett St Nowra NSW 2541 p: 0411 570 511 e: info@aylingdrury.com.au

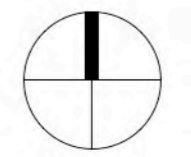
CLIENT
Variety
 The Children's Charity NSW/ACT

PROJECT NUMBER
 AD1921

DATE
 06 July 2020

SCALE
 1:200@A1

0 1 5 10 20m



DRAWING TITLE
SCHEMATIC PLAN

DRAWN
 SD

CHECKED
 SD

REV
 C

DRAWING NO
 02



NOTES

- 1** NEW CAR PARK: Reconfigured driveway and covered/piped culvert allowing parking to playground and park. Approx. 40 spaces, including 2 accessible parks and designated service/cleaning vehicle bay.
- 2** NEW AMENITY BUILDING: Located at western playground entry with inclusive facilities and good visibility. Existing amenity building in southeast corner removed.
- 3** FITNESS STATION: Future works as part of park upgrade.
- 4** LOOP PATH: Significantly improved park circulation and inclusive access to playground with a loop path around the park pond. Path would provide access to all park elements and be a feature in its own right.
- 5** WESTERN PLAYGROUND ENTRY: Includes external furniture (eg: seat, bin, bike racks, drink fountain) and playground signage/maps on gate and fence.
- 6** PICNIC AREA: Shelter with accessible picnic furniture.
- 7** ACCESSIBLE SENSORY PATH: Rubber softfall path through native sensory garden. Includes intimate performance space with musical instruments and open tunnel / shelter from rounded weathered steel loops that can be temporarily covered with loose branches and leaves in the garden. This path also provides access to inclusive water and sand play elements.
- 8** JUNIOR SAND AND WATER PLAY: Shaded sand play featuring native animal and tail feather timber sculptures, springers and diggers. Water play includes a splash area, water pumps, weirs, and sandstone creek bed. A platform springer, water pump, and sand digger are inclusive with rubber safe fall also ramping into the sand.
- 9** INTERMEDIATE LOG CLIMB AREA: Suitable for junior / intermediate developmental levels. Climbing structures and balance ropes on tall hardwood poles with coloured ends evoke the existing stand of spotted gums. Large natural logs and steppers lines the eastern edge with a ribbon of rubber safe fall interpreting the Shoalhaven River and providing inclusive access.
- 10** CENTRAL ISLAND & BLACK COCKATOO TOTEM: Large black cockatoo timber sculpture centrepiece on mound. Accompanying signage relays the Aboriginal story of Nowra's name whereby a white cockatoo flew to an erupting Coolangatta Mountain, turning the bird black with burnt red tail feathers. Story to be written and approved by local elders. Treasure hunt map / text also include as discovery play to find five missing tail feathers within the play space. 1.5m high mound retained with sandstone blocks with inclusive access from middle terrace via timber bridge with inclusive net. Thoroughfare underneath also offers trampolines.
- 11** SWINGS AND LARGE CAROUSEL: Rubber safe fall provides access to inclusive carousel, timber framed inclusive swing, net swing, and two traditional swings.
- 12** SOUTHERN PLAYGROUND ENTRY: Includes external furniture(eg: seat, bin), timber totems and signage/maps on gate and fence. Connects with new paths on Douglas Street improving neighbourhood accessibility and on-street long vehicle parking.
- 13** CIRCULAR SEATING NOOKS: Sandstone arrival/meeting nook provided inside the entry under existing spotted gums. Includes a tail feather sculptural element.
- 14** PATHWAY NETWORK: A looped 2.5m wide concrete pathway provides inclusive access to each play area with maximum grades of 1:20. This loop path also offers learn to ride / scooter use and service vehicle access (via northern entry).
- 15** MIDDLE TERRACE: This elevated play area features a significant climbing net, lookout, and slide. This element will be visible from the highway and the park. It will offer significant northerly views to the Cambewarra Range and intimate canopy views of the surrounding gums. The existing timber retaining wall is replaced and realigned with sandstone blocks and planting. The terrace also includes an accessible 1.5m high embankment slide, and inclusive access to the central island.
- 16** LAWN TERRACE: Lawn area under existing tree at northern end of middle terrace. Used for picnics and gatherings with platform seats, inclusive bench seats, and a timber feather sculpture. It is accessed via central steps or the loop path.
- 17** PICNIC AREA: Shelter with accessible picnic furniture adjoining lawn terrace.
- 18** NORTHERN PLAYGROUND ENTRY: Includes tall totems and signage/maps on gate and fence. Connects with park loop path and adjoins picnic area. Also provides service vehicle access to play space.
- 19** UPPER TERRACE: The upper terrace features a 30m double flying fox including one with inclusive seat. The flying fox is reached via timber step and ramp. It also provides accessible entry into the gum tree grove and nature trail area.
- 20** NATURE TRAIL: A looped compacted gravel path with interpretive elements meanders between existing gum trees and provides a nature based sensory experience. The trail is enclosed with new native plant beds and includes steppers and beams. An intimate circular seating nook around significant trees includes a tail feather sculpture.
- 21** LINE OF FUTURE HIGHWAY EXPANSION: Allowing highway widening in long term.
- 22** HISTORICAL PARK ENTRANCE: Stone structure retained in the short term as an informal entry point into the play space. Existing fencing is used to enclose the play space along the eastern boundary.
- 23** SERVICE VEHICLE ACCESS
- 24** PARK PICNIC FACILITIES: New shelter, BBQ's and furniture as part of park upgrade.

LEGEND

- Site boundary
- - - Playground boundary fence
- New amenity building
- Existing tree to be removed
- Existing tree to be retained
- ⊕ Proposed tree
- Proposed plant bed
- Concrete pavement
- Bitumen pavement
- Sandstone
- Mulch safe fall
- Rubber safe fall
- Sand safe fall
- Turf
- Cockatoo & tail feather sculptures
- Tall timber totems with coloured tips

GENERAL CHARACTER

This is an inclusive nature based play space with strong local landscape and Aboriginal themes. Key materials include sandstone, hardwood timber, and native vegetation representing the landscape of the Shoalhaven River. The use of long logs and totems has a direct context with the existing stands of Spotted Gums in the play space and the broader landscape. Sandstone blocks are used to provide elevation and terracing of play areas and informal seating. Extensive planting adds shade, enclosure, softening, and sensory experience. The play space encourages natural and local materials, stories, and sculpture.

Marriott Park

Livvis Place Inclusive Play Space Concept

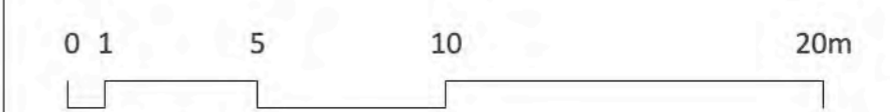
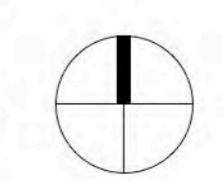
ayling drury landscape architecture
 ABN 73 315 433 161 www.aylingdrury.com.au
 a/ 43 Plunkett St Nowra NSW 2541 p/ 0411 570 511 e/ info@aylingdrury.com.au

CLIENT
Variety
 The Children's Charity NSW/ACT

PROJECT NUMBER
AD1921
 DATE
 06 July 2020
 SCALE
 1:200@A1

CONCEPT PLAN

DRAWN
 SD
 CHECKED
 SD
 REV
 C
 DRAWING NO
 03





- NOTES**
- WESTERN ENTRY: Totems, signage/map, bin & gate.
 - CIRCULAR SEATING NOOK
 - BLACK COCKATOO SCULPTURE
 - WESTERN PICNIC SHELTER
 - WATER PLAY: Accessible splash, pumps & weirs.
 - INCLUSIVE ACCESS: Inclusive pump, sand box, digger & springer.
 - CREEK BED WITH SANDSTONE BLOCKS
 - SHADED SAND PLAY: Springer, digger & timber sculptures (eg: animals & feather)
 - MUSICAL INSTRUMENTS: Drums, chimes, talk tube.
 - ACCESSIBLE PLAY SHELTER / TUNNEL
 - SAFE FALL PATH
 - LOG SEAT EDGE
 - ACCESSIBLE LOOP PATH: 2.5m wide.
 - LOG CLIMB & BALANCE ROPES
 - LARGE LOG TRUNK & STEPPERS
 - RUBBER SAFE FALL 'RIVER'
 - MOUNDED CENTRAL ISLAND: 1.5m high with planting & sandstone retaining.
 - INCLUSIVE BRIDGE INCLUDING FOOT BELLS & NET PLAY
 - TRAMPOLINES & MINI MOUNDS
 - LARGE INCLUSIVE CAROUSEL
 - INCLUSIVE SWING
 - STANDARD DOUBLE SWING
 - NET SWING
 - SOUTHERN ENTRY: Totems, signage/map, bin & gate.
 - CIRCULAR SEATING NOOK
 - CLIMBING NET / TOWER & SLIDE
 - INCLUSIVE EMBANKMENT SLIDE: 1.5m high & 1.5m wide with adjoining embankment climb.
 - STEPS & PATH BETWEEN TERRACES
 - PLATFORM SEATS UNDER EXISTING GUM TREE
 - PATH & SEATING WALL
 - NORTHERN PICNIC SHELTER
 - NORTHERN ENTRY: Totems, signage/map, bin & gate.
 - DOUBLE FLYING FOX: 30m with one inclusive seat.
 - FLYING FOX STEPS AND RAMP
 - EXISTING AMENITY BUILDING REMOVED
 - NATURAL SEATING NOOK WITH PLAY SHELTER
 - NATURE TRAIL LOOP: Compacted gravel path, timber steppers and balance beams.
 - NATIVE PLANTING

LEGEND

— Site boundary	○ Existing tree to be removed	● Proposed tree	■ Bitumen pavement	■ Rubber safe fall	● Cockatoo & tail feather sculptures
- - - Playground boundary fence	● Existing tree to be retained	■ Proposed plant bed	■ Sandstone	■ Sand safe fall	● Tall timber totems with coloured tips
□ New amenity building		■ Concrete pavement	■ Mulch safe fall	■ Turf	

Marriott Park

Livvis Place Inclusive Play Space Concept

ayling drury landscape architecture
 ABN 73 315 433 161 www.aylingdrury.com.au
 a: 43 Plunkett St Nowra NSW 2541 p: 0411 570 511 e: info@aylingdrury.com.au

CLIENT: Variety
 The Children's Charity NSW/ACT

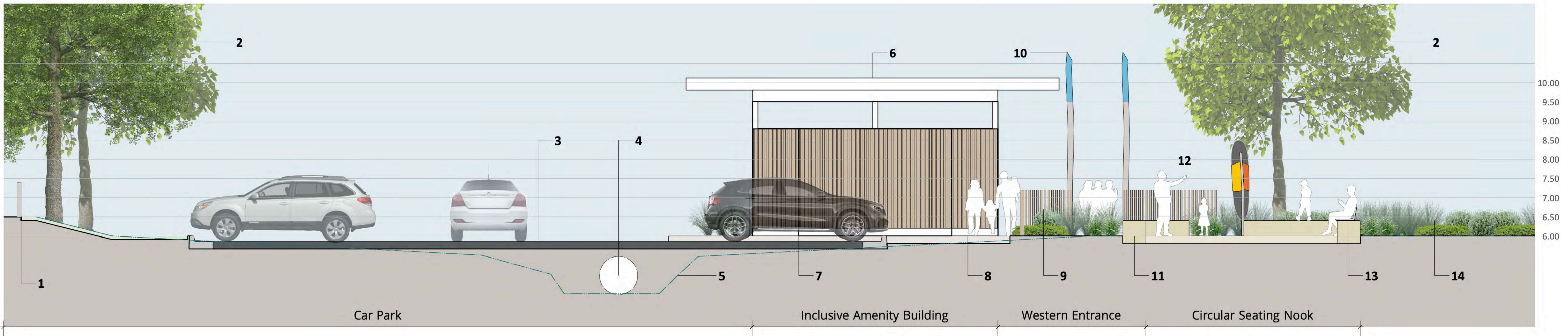
PROJECT NUMBER: AD1921
 DATE: 06 July 2020

SCALE: 1:100@A1

0 1 2 5 10m

DETAIL PLAN

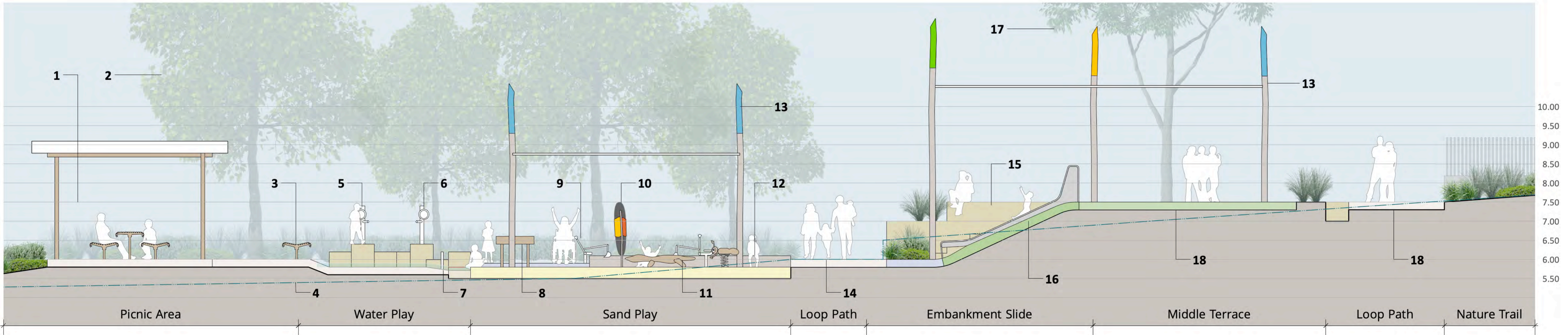
DRAWN	CHECKED	REV	DRAWING NO
SD	SD	C	04



Notes

- | | | | | |
|---------------------------------|---|---|------------------------------------|--------------------------------------|
| 1 WESTERN PROPERTY BOUNDARY | 4 EXISTING STORMWATER CHANNEL PIPED UNDERGROUND | 7 ACCESSIBLE CAR PARK | 10 ENTRY TOTEMS | 13 INCLUSIVE BENCH SEAT |
| 2 EXISTING TREES TO BE RETAINED | 5 EXISTING GROUND LINE | 8 SHARED CONCRETE PATH | 11 SANDSTONE SEATING BLOCKS | 14 NATIVE PLANT BED AROUND PERIMETER |
| 3 EXPANDED OFF STREET CAR PARK | 6 NEW INCLUSIVE AMENITY BLOCK FOR PLAYGROUND & PARK | 9 PLAYGROUND PERIMETER FENCING (metal & timber) | 12 COCKATOO TAIL FEATHER SCULPTURE | |

TYPICAL SECTION A scale 1:50



Notes

- | | | | | |
|------------------------------|--|----------------------------------|--------------------------------|---------------------------------|
| 1 PICNIC SHELTER & FURNITURE | 4 EXISTING GROUND LINE | 7 WATER WEIR | 11 NATIVE ANIMAL PLAY ELEMENTS | 15 STEPS AND SANDSTONE WALL |
| 2 NEW NATIVE SHADE TREE | 5 WATER PUMP, SANDSTONE BLOCKS & INCLUSIVE SPLASH AREA | 8 INCLUSIVE SAND BOX | 12 LOG SEAT EDGE | 16 INCLUSIVE EMBANKMENT SLIDE |
| 3 BENCH SEAT | 6 INCLUSIVE WATER PUMP | 9 INCLUSIVE SAND DIGGER | 13 SHADE SAIL WITH TOTEM POSTS | 17 EXISTING TREE TO BE RETAINED |
| | | 10 TIMBER TAIL FEATHER SCULPTURE | 14 2.5m WIDE CONCRETE PATH | 18 RUBBER SAFE FALL |

TYPICAL SECTION B scale 1:50

Marriott Park

Livvis Place Inclusive Play Space Concept

ayling drury landscape architecture
 ABN 73 315 433 161 www.aylingdrury.com.au
 a: 43 Plunkett St Nowra NSW 2541 p: 0411 570 511 e: info@aylingdrury.com.au

CLIENT
Variety
 The Children's Charity NSW/ACT

0 1 2 5m

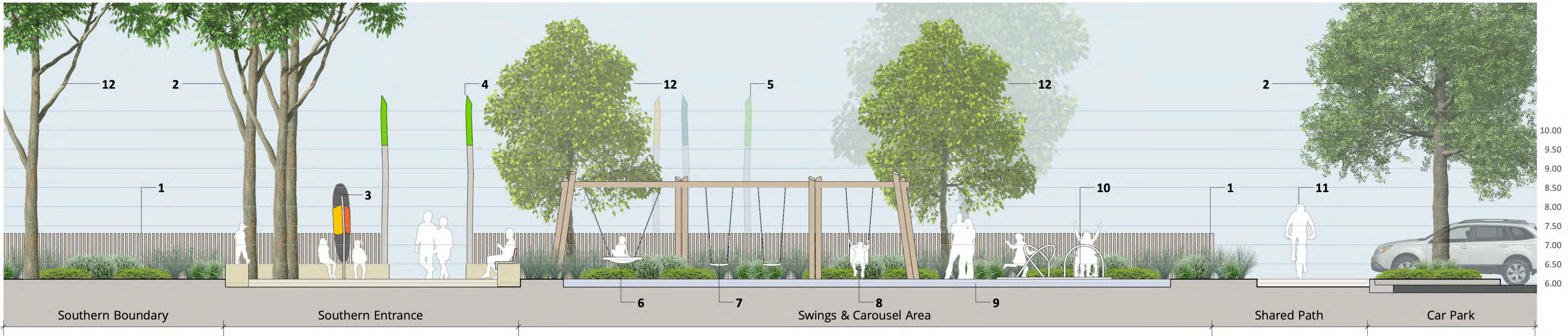
PROJECT NUMBER
 AD1921

DATE
 06 July 2020

SCALE
 as shown

DRAWING TITLE
TYPICAL SECTIONS 1

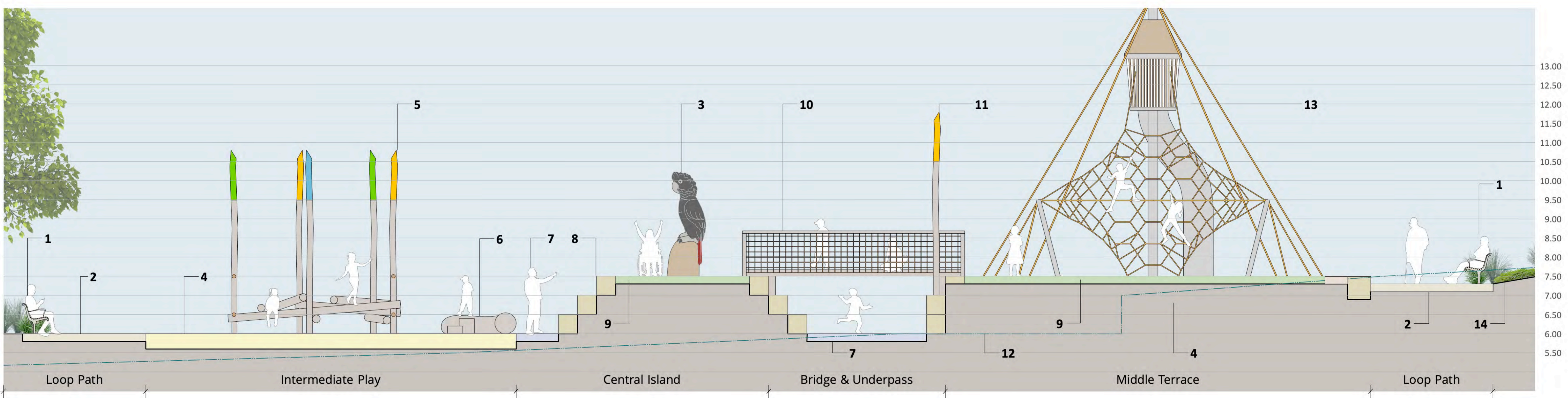
DRAWN	CHECKED	REV	DRAWING NO
SD	SD	C	05



Notes

- | | | | |
|-------------------------------------|---|----------------------------|----------------------------------|
| 1 NATIVE PLANTING & PERIMETER FENCE | 4 ENTRY TOTEMS & GATE | 7 STANDARD SWINGS | 10 LARGE INCLUSIVE CAROUSEL |
| 2 EXISTING TREES TO BE RETAINED | 5 TOTEMS IN PLANT BED FRONTING DOUGLAS ST | 8 INCLUSIVE SWING | 11 CONCRETE EXTERNAL SHARED PATH |
| 3 COCKATOO TAIL FEATHER SCULPTURE | 6 NET SWING | 9 RUBBER SAFE FALL 'RIVER' | 12 PROPOSED NATIVE TREES |

TYPICAL SECTION C



Notes

- | | | | | |
|----------------------------|--------------------------------------|-------------------------------------|--------------------------|--|
| 1 INCLUSIVE BENCH SEAT | 4 SAFE FALL SAND | 7 RUBBER SAFE FALL 'BLUE RIVER' | 10 TIMBER BRIDGE AND NET | 13 LARGE CLIMBING TOWER WITH LOOKOUT & SLIDE |
| 2 2.5m CONCRETE LOOP PATH | 5 INTERMEDIATE LOG CLIMB WITH TOTEMS | 8 STACKED SANDSTONE MOUND | 11 COLOURED TOTEMS | 14 NATIVE SENSORY PLANTING |
| 3 BLACK COCKATOO SCULPTURE | 6 LARGE LOG TRUNK AND STEPPERS | 9 RUBBER SAFE FALL 'GREEN MOUNTAIN' | 12 EXISTING GROUND LINE | |

TYPICAL SECTION D

Marriott Park

Livvis Place Inclusive Play Space Concept

ayling drury landscape architecture
 ABN 73 315 433 161 www.aylingdrury.com.au
 a: 43 Plunkett St Nowra NSW 2541 p: 0411 570 511 e: info@aylingdrury.com.au

CLIENT
Variety
 The Children's Charity NSW/ACT

0 1 2 5m

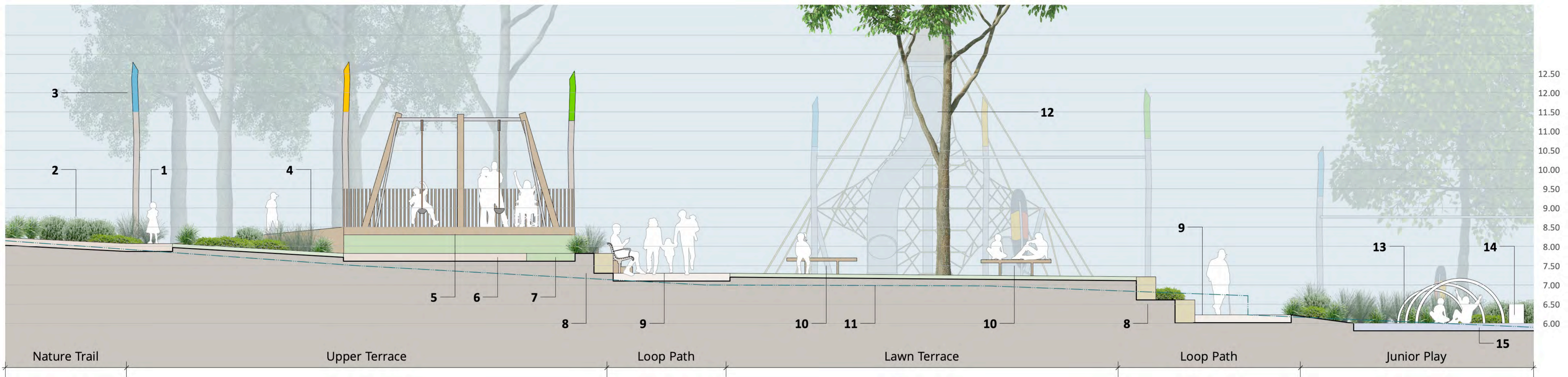
PROJECT NUMBER
 AD1921

DATE
 06 July 2020

SCALE
 1:50@A1

DRAWING TITLE
TYPICAL SECTIONS 2

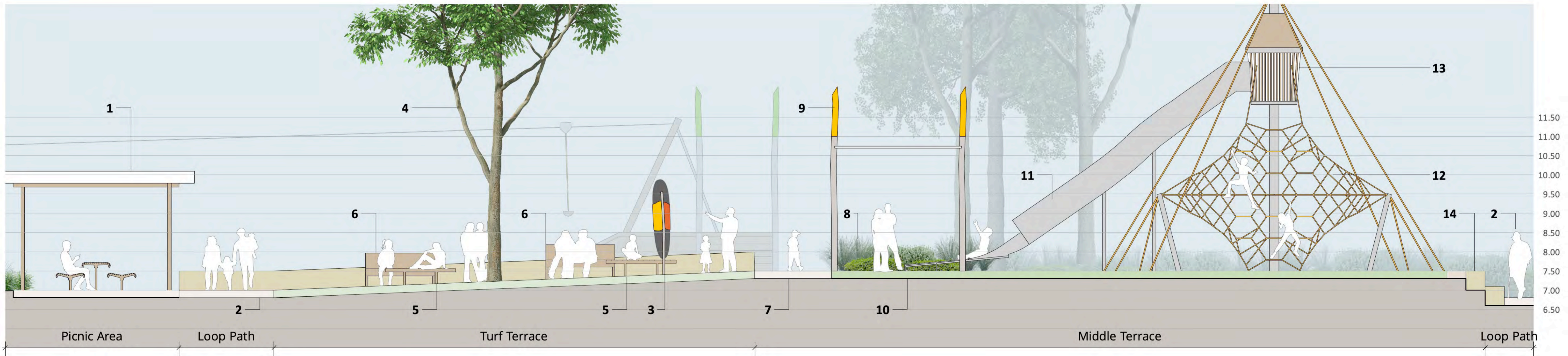
DRAWN	CHECKED	REV	DRAWING NO
SD	SD	C	06



Notes

- | | | | | |
|---------------------------|---|---|--|--------------------------|
| 1 COMPACTED GRAVEL TRAIL | 4 FLYING FOX RAMP & STEPS | 7 RUBBER SAFE FALL ACCESS PATH | 10 PLATFORM SEATING & TURF UNDER EXISTING TREE | 13 PLAY SHELTER / TUNNEL |
| 2 NATIVE SENSORY PLANTING | 5 DOUBLE 30m FLYING FOX WITH INCLUSIVE SEAT | 8 SANDSTONE BLOCK RETAINING WALL AND PLANTING | 11 EXISTING GROUND LINE | 14 MUSICAL INSTRUMENTS |
| 3 COLOURED TOTEMS | 6 MULCH SAFE FALL | 9 2.5m CONCRETE LOOP PATH | 12 EXISTING TREE TO BE RETAINED | 15 RUBBER SAFE FALL |

TYPICAL SECTION E



Notes

- | | | | | |
|-----------------------------------|------------------------------------|--|-----------------------|-----------------------------------|
| 1 PICNIC SHELTER & FURNITURE | 4 EXISTING TREE TO BE RETAINED | 7 TERRACE CONCRETE PATH | 10 RUBBER SAFE FALL | 13 LOOKOUT TOWER |
| 2 2.5m CONCRETE LOOP PATH | 5 PLATFORM PICNIC SEATS | 8 SANDSTONE BLOCKS AND NATIVE PLANTING | 11 LARGE SLIDE | 14 SANDSTONE BLOCK RETAINING WALL |
| 3 COCKATOO TAIL FEATHER SCULPTURE | 6 SEATING WALL WITH INCLUSIVE SEAT | 9 SHADE SAIL WITH TOTEMS POSTS | 12 LARGE CLIMBING NET | |

TYPICAL SECTION F

Marriott Park

Livvis Place Inclusive Play Space Concept

ayling drury landscape architecture

ABN 73 315 433 161 www.aylingdrury.com.au
a: 43 Plunkett St Nowra NSW 2541 p: 0411 570 511 e: info@aylingdrury.com.au

CLIENT
Variety
The Children's Charity NSW/ACT



PROJECT NUMBER
AD1921
DATE
06 July 2020

SCALE
1:50@A1

DRAWING TITLE
TYPICAL SECTIONS 3

DRAWN	CHECKED	REV	DRAWING NO
SD	SD	C	07

PLAYGROUND SCHEDULE

CLIMBING NET AND SLIDE
(TYPE TO BE CONFIRMED)

Qty: 1
Supplier: Kompan (kompan.com.au)
Type: Corocord COR10430
Combination with Curved Stainless Steel Tunnel.
Alternative product also considered
eg: playrope.com.au



LARGE CAROUSEL

Qty: 1
Supplier: Play evolution (playe.com.au) or similar
Type: Inclusive Carousel




FLYING FOX (Timber & inclusive seat)

Qty: 1
Supplier: Kompan (kompan.com.au)
Type: Robinia Double Cableway NRO882 with one inclusive seat (Alternative product also considered
eg: playrope.com.au)



INCLUSIVE BRIDGE & NET

Qty: 1
Supplier: Bespoke timber construction item with supplied net (eg: Kompan or similar)
Type: Final design and layout in consultation with landscape architect.



EMBANKMENT SLIDE

Qty: 1
Supplier: Playrope (playrope.com.au) or similar
Type: 1.5m high x 1.5m wide inclusive stainless steel slide



SWINGS

Qty: 1 x Net Swing
2 x Standard swings
1 x Inclusive Swing
Supplier: Kompan (kompan.com.au)
Type: Triple combination swing NRO907 with net, standard and inclusive seat.
Alternative product also considered
eg: playrope.com.au



LOG CLIMB

Supplier: Bespoke item eg: Timber Creations
Type: Local hardwood
Final design and layout by supplier in consultation with landscape architect.



TIMBER STEPPERS AND BALANCE LOGS

Supplier: Local artist or by Timber Creations or Local hardwood
Type: Final design and layout by supplier in consultation with landscape architect.



SPRINGERS (ANIMAL & PLATFORM)

Qty: 3
Supplier: Bespoke item eg: Timber Creations or Kompan (kompan.com.au)
Type: Robinia springers (platform and ants NRO119)



SAND DIGGERS

Qty: 1 x standard
1 x inclusive
Supplier: Playrope (playrope.com.au)
Type: Kaiser and Kuhne
Code: 0-32620-000



WATER PUMP

Qty: 1 x standard
1 x inclusive
Supplier: Playrope (playrope.com.au)
Type: Kaiser and Kuhne
Code: 0-33131-001



SANDSTONE BLOCKS

General: Bespoke installation.
Supplier: Gosford Quarries or similar.
Type: Wheel Sawn sandstone 'quarry log'.



OPEN SHELTER/TUNNEL

Qty: 1
General: Bespoke installation
Type: Curved weathered steel



MUSICAL INSTRUMENTS

Qty: 4
Supplier: Percussion play www.percussionplay.com or similar
Type: Drums, Xylaphone, Chimes, Talk tubes



TRAMPOLINES

Qty: 2
Supplier: Playrope (playrope.com.au)
Type: Interplay Salto Trampoline RADO 150 (Code MA-SA-03) & RADO 175 (Code MA-SA-05)



SCULPTURE SCHEDULE

COCKATOO TOTEMS

Qty: 1
Supplier: Bespoke artist, preferably local Aboriginal
Type: Local hardwood timber




COCKATOO TAIL FEATHERS

Qty: 5
Supplier: Bespoke artist, preferably local Aboriginal
Type: Local hardwood timber



COLOURED TIMBER TOTEMS

Qty: 25
Supplier: Bespoke artist, preferably local Aboriginal
Type: Local hardwood timber



NATIVE ANIMALS

Qty: 5
Supplier: Bespoke artist, preferably local Aboriginal
Type: Local hardwood timber



Marriott Park
Livvis Place Inclusive Play Space Concept

FURNITURE SCHEDULE

SHELTERS

Qty: 2
 Supplier: Landmark landmarkpro.com.au or similar
 Type: Peninsula K309
 (4 x7m)
 Material: Hardwood timber



PICNIC TABLE SETTING

Qty: 4 tables
 8 x Benches
 Supplier: Street Furniture Australia
 streetfurniture.com
 Type: Classic Plaza Table (CMP6) with DDA compliant end
 wheelchair access, and Benches (CMP4)
 Material: Jarrah hardwood battens and black powder coated
 steel frame



BENCH SEATS

Qty: 8
 Supplier: Street Furniture Australia
 streetfurniture.com
 Type: Classic Plaza DDA Seat (CMP5)
 Material: Jarrah hardwood battens and black powder coated
 steel frame



PLATFORM SEATS

Qty: 3
 Type: Bespoke circular platform seat
 Material: Hardwood battens and steel frame



DRINKING FOUNTAIN

Qty: 1
 Supplier: Botton & Gardiner
 bottonandgardiner.com.au
 Type: Prospect Drinking Fountain W/ Dog
 Bowl & Bottle Tap



BIKE RACKS

Qty: 5
 Supplier: Street Furniture Australia
 streetfurniture.com
 Type: Slim Hoop (BST02-2)



Marriott Park Livvis Place Inclusive Play Space Concept

PLANT SCHEDULE

BOTANICAL NAME	COMMON NAME	POT SIZE (mm)	MATURE SIZE (H x W)
TREES			
Corymbia maculata	Spotted Gum	45L	25 x 10
Tristaniopsis laurina 'Luscious'	Water Gum	45L	8 x 5
Elaeocarpus reticulatus	Blueberry Ash	45L	8 x 5
Syzygium leumannii	Small Leaved Lily Pilly	45L	8 x 5
SHRUBS			
Acmena smithii	Lilly Pilly	150	1 x 2
Melaleuca hypericifolia	Red Honey-myrtle	150	2 x 2
Banksia ericifolia	Heath leaved Banksia	150	2 x 2
Callistemon linearis	Narrow-leaved Bottlebrush	150	2 x 2
Correa alba	White correa	150	2 x 2
Leptospermum continentale	Prickly Tea-tree	150	2 x 2
Crocea exalata	Waxflower	150	1 x 1
Rhagodia spinescens	Aussie Flatbush	150	0.5 x 1
Westringia 'Mundi'	Coastal Rosemary Mundi	150	1 x 2
GRASSES & GROUNDCOVERS			
Lomandra longifolia 'Tanika'	Lomandra tanika	Forestry Tube	1 x 1
Dianella caerulea	Blue Flax Lily	Forestry Tube	1 x 1
Themeda australis	Kangaroo Grass	Forestry Tube	1 x 1
Poa labillardieri var labillardieri	Tussock	Viro Tube	1 x 1
Banksia prostrate	Prostrate Banksia	150	1 x 1
Grevillea juniperina	Woolly Grevillea	150	3 x 2
Hardenbergia violacea 'Meema'	False sarsaparilla	150	0.5 x 2
Scaevola humilis	Purple Fusion	150	0.2 x 1.5
Melaleuca hypericifolia	Red Honey-myrtle	150	2 x 2
Myoporum parvifolium	Creeping boobialla	Forestry Tube	1 x 1



Corymbia maculata



Tristaniopsis laurina



Elaeocarpus reticulatus



Melaleuca hypericifolia



Westringia 'Mundi'



Lomandra tanika



Dianella caerulea



Myoporum parvifolium