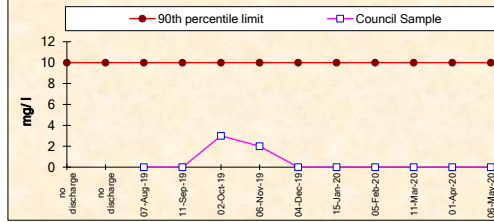


Bomaderry Wastewater Treatment Plant - Monitoring Summary
Licensee: Shoalhaven City Council, Shoalhaven Water, PO Box 42 Nowra 2541
(New WwTP - Environmental Discharge)

Environment Protection License No. 1735
EPA ID No. 5

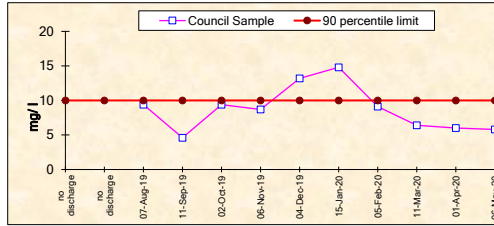
BOD

Frequency	Date Sample Obtained	Date Result Obtained	Unit Of Measurement	90th percentile limit	Council Sample
Monthly	no discharge	no discharge	milligrams per litre	10	
Monthly	no discharge	no discharge	milligrams per litre	10	
Monthly	07-Aug-19	16-Aug-19	milligrams per litre	10	<2
Monthly	11-Sep-19	26-Sep-19	milligrams per litre	10	<2
Monthly	02-Oct-19	16-Oct-19	milligrams per litre	10	3
Monthly	06-Nov-19	15-Nov-19	milligrams per litre	10	2
Monthly	04-Dec-19	20-Dec-19	milligrams per litre	10	<2
Monthly	15-Jan-20	31-Jan-20	milligrams per litre	10	<2
Monthly	05-Feb-20	19-Feb-20	milligrams per litre	10	<2
Monthly	11-Mar-20	25-Mar-20	milligrams per litre	10	<2
Monthly	01-Apr-20	14-Apr-20	milligrams per litre	10	<2
Monthly	06-May-20	18-May-20	milligrams per litre	10	<2



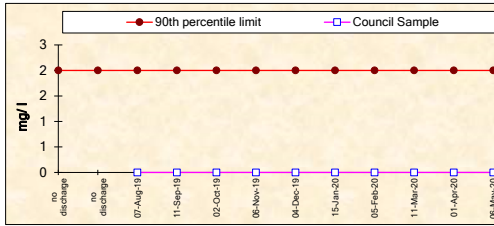
TOTAL NITROGEN

Frequency	Date Sample Obtained	Date Result Obtained	Unit Of Measurement	90th percentile limit	Council Sample
Monthly	no discharge	no discharge	milligrams per litre	10	
Monthly	no discharge	no discharge	milligrams per litre	10	
Monthly	07-Aug-19	16-Aug-19	milligrams per litre	10	9.4
Monthly	11-Sep-19	26-Sep-19	milligrams per litre	10	4.6
Monthly	02-Oct-19	16-Oct-19	milligrams per litre	10	9.4
Monthly	06-Nov-19	15-Nov-19	milligrams per litre	10	8.7
Monthly	04-Dec-19	20-Dec-19	milligrams per litre	10	13.2
Monthly	15-Jan-20	31-Jan-20	milligrams per litre	10	14.8
Monthly	05-Feb-20	19-Feb-20	milligrams per litre	10	9.1
Monthly	11-Mar-20	25-Mar-20	milligrams per litre	10	6.4
Monthly	01-Apr-20	14-Apr-20	milligrams per litre	10	6.0
Monthly	06-May-20	18-May-20	milligrams per litre	10	5.8



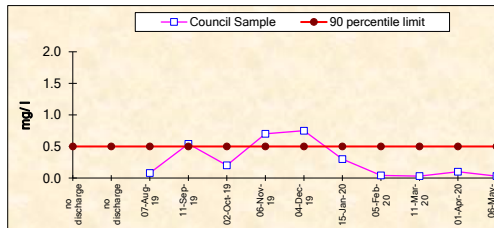
OIL AND GREASE

Frequency	Date Sample Obtained	Date Result Obtained	Unit Of Measurement	90th percentile limit	Council Sample
Monthly	no discharge	no discharge	milligrams per litre	2	
Monthly	no discharge	no discharge	milligrams per litre	2	
Monthly	07-Aug-19	16-Aug-19	milligrams per litre	2	<1
Monthly	11-Sep-19	26-Sep-19	milligrams per litre	2	<1
Monthly	02-Oct-19	16-Oct-19	milligrams per litre	2	<1
Monthly	06-Nov-19	15-Nov-19	milligrams per litre	2	<1
Monthly	04-Dec-19	20-Dec-19	milligrams per litre	2	<1
Monthly	15-Jan-20	31-Jan-20	milligrams per litre	2	<1
Monthly	05-Feb-20	19-Feb-20	milligrams per litre	2	<1
Monthly	11-Mar-20	25-Mar-20	milligrams per litre	2	<1
Monthly	01-Apr-20	14-Apr-20	milligrams per litre	2	<1
Monthly	06-May-20	18-May-20	milligrams per litre	2	<1



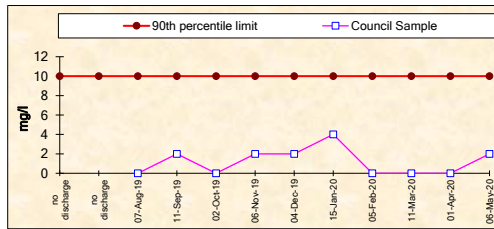
TOTAL PHOSPHORUS

Frequency	Date Sample Obtained	Date Result Obtained	Unit Of Measurement	90th percentile limit	Council Sample
Monthly	no discharge	no discharge	milligrams per litre	0.5	
Monthly	no discharge	no discharge	milligrams per litre	0.5	
Monthly	07-Aug-19	16-Aug-19	milligrams per litre	0.5	0.08
Monthly	11-Sep-19	26-Sep-19	milligrams per litre	0.5	0.54
Monthly	02-Oct-19	16-Oct-19	milligrams per litre	0.5	0.20
Monthly	06-Nov-19	15-Nov-19	milligrams per litre	0.5	0.70
Monthly	04-Dec-19	20-Dec-19	milligrams per litre	0.5	0.75
Monthly	15-Jan-20	31-Jan-20	milligrams per litre	0.5	0.30
Monthly	05-Feb-20	19-Feb-20	milligrams per litre	0.5	0.04
Monthly	11-Mar-20	25-Mar-20	milligrams per litre	0.5	0.03
Monthly	01-Apr-20	14-Apr-20	milligrams per litre	0.5	0.10
Monthly	06-May-20	18-May-20	milligrams per litre	0.5	0.03



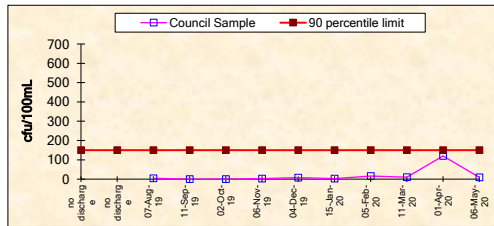
TOTAL SUSPENDED SOLIDS

Frequency	Date Sample Obtained	Date Result Obtained	Unit Of Measurement	90th percentile limit	Council Sample
Monthly	no discharge	no discharge	milligrams per litre	10	
Monthly	no discharge	no discharge	milligrams per litre	10	
Monthly	07-Aug-19	16-Aug-19	milligrams per litre	10	<1
Monthly	11-Sep-19	26-Sep-19	milligrams per litre	10	2
Monthly	02-Oct-19	16-Oct-19	milligrams per litre	10	<1
Monthly	06-Nov-19	15-Nov-19	milligrams per litre	10	2
Monthly	04-Dec-19	20-Dec-19	milligrams per litre	10	2
Monthly	15-Jan-20	31-Jan-20	milligrams per litre	10	4
Monthly	05-Feb-20	19-Feb-20	milligrams per litre	10	<1
Monthly	11-Mar-20	25-Mar-20	milligrams per litre	10	<1
Monthly	01-Apr-20	14-Apr-20	milligrams per litre	10	<1
Monthly	06-May-20	18-May-20	milligrams per litre	10	2



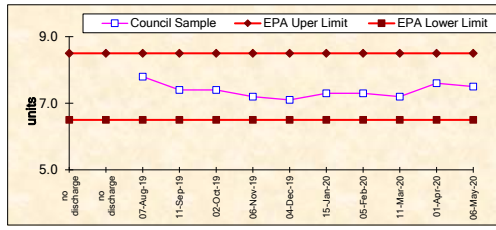
Faecal Coliforms

Frequency	Date Sample Obtained	Date Result Obtained	Unit Of Measurement	90th percentile limit	Council Sample
Special Frequency 1	no discharge	no discharge	cfu/100mL	150	
Special Frequency 1	no discharge	no discharge	cfu/100mL	150	
Special Frequency 1	07-Aug-19	16-Aug-19	cfu/100mL	150	4
Special Frequency 1	11-Sep-19	26-Sep-19	cfu/100mL	150	<1
Special Frequency 1	02-Oct-19	16-Oct-19	cfu/100mL	150	<1
Special Frequency 1	06-Nov-19	15-Nov-19	cfu/100mL	150	3
Special Frequency 1	04-Dec-19	20-Dec-19	cfu/100mL	150	8
Special Frequency 1	15-Jan-20	31-Jan-20	cfu/100mL	150	3
Special Frequency 1	05-Feb-20	19-Feb-20	cfu/100mL	150	16
Special Frequency 1	11-Mar-20	25-Mar-20	cfu/100mL	150	10
Special Frequency 1	01-Apr-20	14-Apr-20	cfu/100mL	150	120
Special Frequency 1	06-May-20	18-May-20	cfu/100mL	150	9



pH

Frequency	Date Sample Obtained	Date Result Obtained	Unit Of Measurement	90th percentile limit	Council Sample
Monthly	no discharge	no discharge	units	6.5 - 8.5	
Monthly	no discharge	no discharge	units	6.5 - 8.5	
Monthly	07-Aug-19	16-Aug-19	units	6.5 - 8.5	7.8
Monthly	11-Sep-19	26-Sep-19	units	6.5 - 8.5	7.4
Monthly	02-Oct-19	16-Oct-19	units	6.5 - 8.5	7.4
Monthly	06-Nov-19	15-Nov-19	units	6.5 - 8.5	7.2
Monthly	04-Dec-19	20-Dec-19	units	6.5 - 8.5	7.1
Monthly	15-Jan-20	31-Jan-20	units	6.5 - 8.5	7.3
Monthly	05-Feb-20	19-Feb-20	units	6.5 - 8.5	7.3
Monthly	11-Mar-20	25-Mar-20	units	6.5 - 8.5	7.2
Monthly	01-Apr-20	14-Apr-20	units	6.5 - 8.5	7.6
Monthly	06-May-20	18-May-20	units	6.5 - 8.5	7.5



EPA Lower Limit EPA Upper Limit

6.5 8.5

6.5 8.5

6.5 8.5

6.5 8.5

6.5 8.5

6.5 8.5

6.5 8.5

6.5 8.5

6.5 8.5

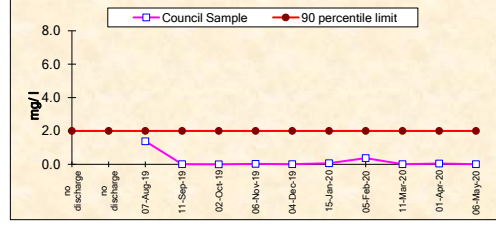
6.5 8.5

6.5 8.5

6.5 8.5

AMMONIA NITROGEN

Frequency	Date Sample Obtained	Date Result Obtained	Unit Of Measurement	90th percentile limit	Council Sample
Monthly	no discharge	no discharge	miligrams per litre	2	
Monthly	no discharge	no discharge	miligrams per litre	2	
Monthly	07-Aug-19	16-Aug-19	miligrams per litre	2	1.38
Monthly	11-Sep-19	26-Sep-19	miligrams per litre	2	0.01
Monthly	02-Oct-19	16-Oct-19	miligrams per litre	2	<0.01
Monthly	06-Nov-19	15-Nov-19	miligrams per litre	2	0.03
Monthly	04-Dec-19	20-Dec-19	miligrams per litre	2	0.01
Monthly	15-Jan-20	31-Jan-20	miligrams per litre	2	0.07
Monthly	05-Feb-20	19-Feb-20	miligrams per litre	2	0.37
Monthly	11-Mar-20	25-Mar-20	miligrams per litre	2	0.01
Monthly	01-Apr-20	14-Apr-20	miligrams per litre	2	0.05
Monthly	06-May-20	18-May-20	miligrams per litre	2	0.01



AMMONIA NITROGEN

Frequency	Date Sample Obtained	Date Result Obtained	Unit Of Measurement	EPA Limit	Council Sample	
Monthly	no discharge	no discharge	milligrams per litre	MONITORING		
Monthly	no discharge	no discharge	milligrams per litre			
Monthly	no discharge	no discharge	milligrams per litre			
Monthly	no discharge	no discharge	milligrams per litre			
Monthly	no discharge	no discharge	milligrams per litre			
Monthly	no discharge	no discharge	milligrams per litre		CONDITION	
Monthly	no discharge	no discharge	milligrams per litre			
Monthly	no discharge	no discharge	milligrams per litre			
Monthly	no discharge	no discharge	milligrams per litre			
Monthly	no discharge	no discharge	milligrams per litre			
Monthly	no discharge	no discharge	milligrams per litre			

