

Approval to Install a Manufactured Home, Moveable Dwelling, or Associated Structure on Flood-Prone Land – Application Instructions

Section 68, Part A - Local Government Act 1993

Please follow the steps below to prepare and submit your application to apply for approval to install a manufactured home, moveable dwelling or associated structure on flood-prone land through the [NSW Planning Portal](#).

Prepare the supporting documentation

It is suggested that you prepare the supporting documentation prior to starting your application. Later in the application you will be prompted to upload any relevant documentation required to complete your application, as well as any additional information you wish to provide for Council’s consideration.

The supporting documentation relevant to complete this application is outlined below.

File name	Information to be provided	Category for upload <small>(further information on categories on page 10)</small>	<input checked="" type="checkbox"/>
Description of Works	Provide a document including details: <ul style="list-style-type: none"> • Name of property • Address of property • Site number • Whether the site is privately owned or park owned • Whether the site is a short-term site or long-term site • Type of structure (e.g., manufactured home, moveable dwelling, or associated structure, other) • A description of the structure (e.g., annexe, awning, carport, deck, ensuite, shed, tropical roof, relocatable home, other with description) 	Description of Works	<input type="checkbox"/>

Site Diagram	A fully dimensioned diagram of the dwelling site, demonstrating: <ul style="list-style-type: none"> • Setbacks • Site delineation • Separation distances (to other structures including neighbouring structures) • Site coverage of all structures not exceeding 65% coverage of the total site area 	Site Plan	<input type="checkbox"/>
Flood Certificate	This can be requested through the Shoalhaven City Council website .	Other	<input type="checkbox"/>
Compliance Plate Detail	A photo of or detail from attached compliance plate.	Other	<input type="checkbox"/>
Engineer's Certificate	This document must certify that the relocatable home or associated structure complies with all relevant standards, codes and specifications, including, not limited to: <ul style="list-style-type: none"> • Structural tie downs • Design gust wind speed (41 metres/second) • This can withstand forces of flood water and debris up to 1% AEP • Include the ground levels and height of the floor level of the structure, or provide levels (may provide via the Structural Engineer's Report or via a separate Surveyor's Report)* 	Other	<input type="checkbox"/>
Owners Consent	The form can be found on the Shoalhaven City Council website with the NSW Planning Portal instructions.	Owners Consent	<input type="checkbox"/>

Welcome to the NSW Planning Portal – How to start your application

To access the NSW Planning Portal, you must have a NSW Planning Portal account.

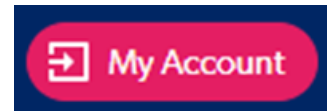
You may already have an account from a previous application. If you have created an account please [Log In](#). If you have not, please refer to the instructions below for how to create an account.

Create an account & login

1. **Click** on the link

<https://www.planningportal.nsw.gov.au/>

2. **Select** 'My Account' in the top right-hand corner.



3. **Click** the 'Create account' to start the registration process or log in with your existing account.

4. **Select** 'Applicant for Development Applications, Complying Development Certificate, Smart Places, etc'.

5. **Answer** the prompted questions and confirm your password.

6. **Tick** to agree to the Terms and Conditions.

I agree to the [Terms and Conditions](#). Our [Privacy Notice](#)

It is important to retain your login details to view your application progress and for any future applications, you may require.

Assistance creating an account

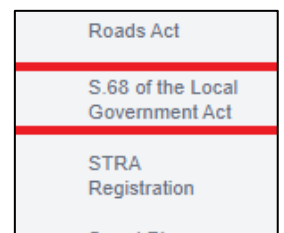

For in-depth instructions on creating an account, see the [Register for a Planning Portal Account](#) quick reference guide.

How to start your application

1. Once logged into the NSW Planning Portal **click** on 'New' in the top left corner, then **click** 'S.68 of the Local Government Act' from the menu options.

Note:

Once logged in the 'Applicant details' screen is displayed. Some of the boxes will be filled in based on your registration profile, however you are able to change these if necessary.



Applicant Details

2. Indicate if the applicant is a company by **selecting** ‘Yes’ or ‘No’.

If you selected ‘No’, proceed to step 3.

If you answered ‘Yes’:

2.1. Search for the company by choosing a search field type from the drop-down options including operator, ACN, ABN, or Name.

2.2. Enter the search term in the search field and click the search icon.

2.3. Select a result and enter the company email and address.

If you cannot locate an appropriate result, you may select the textbox to enter the details manually.

3. Enter the contact details.

4. Verify (and adjust if needed) the application contact details including first and family name, contact number and a valid email address in the corresponding textboxes.

5. Enter your postal address. The system will provide suggestions based on the information entered. Select the correct postal address.

If your address is not offered, ‘Save and exit’ your application. Try restarting your webpage and re-entering your application.

Note:

If the applicant is not the registered landowner, be sure to complete step 6 to provide their contact details.

6. Select ‘Add applicant’ to enter further applicant details and follow the prompts to nominate the additional applicant’s information.

7. Click ‘Save and continue’ to progress to the next step.

Note:

You can also **click** ‘Cancel’ to exit, or ‘Save and exit’ to save all the information input to date and return to your dashboard. ‘Save and exit’ will only work if all mandatory fields have been completed.

Are you applying on behalf of a business or company? *

Yes

No

Company details

ABN ▾ Enter here and search Search

Name

ABN ACN

Trading name

Company email *

Address - postal *

Contact details

Title

Ms ▾

First given name *

Other given name/s

Family name *

Contact number

Mobile phone number preferred. Format: xxxxxxxxxxx

Email *

Address - postal *

Additional applicants

Add applicant

Please provide the details of the individual or company that is to be recorded as the applicant.

Are you applying on behalf of a business or company? * [What is this?](#)

Yes

No

Save and exit Save and continue

Application Details

Application Type

8. Indicate the type of application by selecting an option.

For a new application, please select 'Section 68 application'.

To modify an existing lodged application, please select 'Section 68 modification application':

- Indicate whether the existing s.68 application was applied for via the NSW Planning Portal:
 - If it was, provide the portal reference number.
 - If it was NOT, enter the reference number of the s.68 application which is to be modified.
- Provide the date the s.68 application which is to be modified.
- Provide a description of the proposed modification.

What is the application type? *

Section 68 application

Section 68 modification application

Section 68 review of determination

To request an application's determination be reviewed, please select 'Section 68 review of determination':

- Indicate whether the existing s.68 application was applied for via the NSW Planning Portal:
 - If it was, provide the portal reference number.
 - If it was NOT, enter the reference number of the s.68 application which is to be proposed to be reviewed.
- Provide the date the existing s.68 application determination which is to be proposed to be reviewed.

9. Select 'No related application' as this application does not relate to other development consent.

Is this Section 68 application related to a development application or complying development certificate? *

Complying Development Certificate (CDC)

Development Application (DA)

No related application

Site Details

10. Enter the address where the proposed work will be installed by searching for the address or Lot /Section Number/Plan. Your Park Manager can assist with this address.

Enter address
e.g. 66 Harrington Street, Sydney NS

Enter Lot/Section Number/Plan
e.g. 4/-/DP1044304

Notes:

- You will provide the site number in the 'Description of Works' file, uploaded later in the application's 'Requirements and Uploads' stage.
- If the address is registered with the NSW Planning Portal, the address details will be displayed along with a map on the right-hand side of the screen as per the example below.

Please Note: Your address will not appear with a red line strikethrough.

11. If the Lot/Section/Plan number is correct, **check** both boxes below in red.

Street address	Land adjacent to selected lot?	Lot/Section/Plan	Primary address
36 BRIDGE ROAD NOWRA 2541	<input type="checkbox"/>	4/-/DP1162777	<input type="checkbox"/>

For unregistered addresses, there is no auto populate feature. **Click** the 'Address did not display?' box and enter the address, Lot/Section/Plan number and local government area name manually.

Address did not display?

Enter address

Primary address?

Hint:

If you have entered the wrong address, you can delete the address by clicking on the trash icon to the right of the 'Primary address' box.

Please select "Land adjacent to selected lot?" checkbox if there is proposed work to be located on land adjacent to the selected lot(s) eg a driveway crossing of the footpath?

Street address	Land adjacent to selected lot?	Lot/Section/Plan	Primary address
36 BRIDGE ROAD NOWRA 2541	<input type="checkbox"/>	20 / - / DP1254210	<input type="checkbox"/>

Note:

The 'Land adjacent to selected lot' box is not relevant to this application.

Activity Details

12. Select 'Structure or places of public entertainment' from the list of development types.

What type of development are you proposing?*

Structure or places of public entertainment [what is this?](#)

Install a manufactured home, moveable dwelling or associated structure on land

12.1. Select 'Install manufactured home, moveable dwelling or associated structure on land'.

13. Provide a brief explanation of the proposed installation in the textbox provided. Include the site number, installation type (Manufactured Home, Moveable Dwelling, Associated Structure) and a brief description of the installation.

Note:

A further indepth description of the proposed installation is required in the 'Description of Works' file, uploaded later in the application's 'Requirements and Uploads' stage.

14. The estimated cost of the works is not required for the assessment of this application. Please enter a number with a decimal point e.g., "1.00".

Please provide the estimated cost of the works * [What is this?](#)

Enter a numerical value including decimal places. Please do not include a dollar sign (\$)

Site Access

15. Indicate if there are any security or site conditions (e.g., locked gates) that may impact a person undertaking a potential inspection. You will be contacted if an inspection is necessary.

If 'Yes' is selected, please provide details.

16. You do not need to select the day/s or hours of the week that works are being undertaken. Proceed to step 17.

Affiliations and Pecuniary Interests

17. Indicate if the applicant or owner is a staff member or Councillor of the council assessing the application.

Is the applicant or owner a staff member or councillor of the council assessing the application? *

Yes

No

18. Indicate if the applicant or owner has a relationship with any staff or Councillor of the council assessing the application.

Does the applicant or owner have a relationship with any staff or councillor of the council assessing the application? * [What is this?](#)

Yes

No

19. Click Save and continue to progress to the next step.

Save and exit

Save and continue

Worker Details

Contractor/Licensee Details – Installer

Complete this step if the information is applicable and available.

20. Indicate if the installer is a company by **selecting** ‘Yes’ or ‘No’.

If you answered ‘No’, proceed to step 22.

If you answered ‘Yes’:

- **Search** for the company by choosing an operator, ACN, ABN, or Name
- **Enter** the search term in the search field and click the search icon
- **Select** a result and enter the Company email and address

If you cannot locate an appropriate result you may select the checkbox to enter the details manually.

21. Enter the installer contact details – If the applicant is installing, please specify here:

- **Provide** the contact details including a first and family name, contact number and a valid email address.
- **Enter** the postal address and the system will provide suggestions based on the information entered. Select the postal address.

Manufacturer Details

22. Select ‘Yes’ to identify that the nominated manufacturer is a company.

23. Provide the manufacturers trading name, and if available, any further company / contact details.

ACN ▾ Enter here and search

Search

Name

ABN ACN

Trading name

Contact details

Title
Please Select... ▾

First given name

Other given name/s

Family name

Contact Number
Mobile phone number preferred. Format: xxxxxxxxxx

Email

Address

License No

Please provide the manufacturer details?
Is the nominated worker a company?

Yes

No

Contact details

Title
Please Select... ▾

First given name

Other given name/s

24. Click ‘Save and continue’ to progress to the next step.

Save and exit

Save and continue

Payer Details

Once the application form is submitted to Council, an invoice for the application fee will be uploaded to the NSW Planning Portal. The application fee can be found on the Shoalhaven City Council website - [Fees & Charges](#). The application may be rejected if the fee is not paid.

25. Indicate if the payer is a Company, Business, Government entity or other similar body by **selecting** 'Yes' or 'No'.

Is payer a Company, Business, Government entity or other similar body ? *

Yes

No

If you answered 'Yes':

Search for the company by **choosing** an operator, ACN, ABN, or Name.

Enter the search term in the search field.

Click the 'Search'.

Select a result from the list provided.

Enter the Company email and postal address.

ABN ▾ Enter here and search Search

Name
—

ABN ACN
— —

Trading name
—

Company email *

Billing address **
e.g. 66 Harrington Street, Sydney NSW 2000

If you answered 'No':

Enter the following details of the person making the payment unless already completed correctly:

- First name
- Other given name(s)
- Family name
- Contact number
- Email address
- Billing address

Note:

Your details will be filled in based on your account set-up.

26. Click 'Save and continue' to progress to the next step.

Save and exit Save and continue

Requirements and Uploads

The list of supporting documentation needed to make this application is outlined at the beginning of this document.

Additional formatting tips:

- Please upload files in one of the following file formats: **PDF, Word, Excel, JPEG, PNG, or ZIP**. Please ensure the ZIP file does not include any executable (.exe or .osx) file types.
- The maximum file size is 300 MB.
- The name of the document has a maximum of 150 characters. If the name of your file exceeds this limit, you can change the document name to be within the 150-character limit.
- If you need to amend any attachments, please delete, and upload a replacement document.

27. To upload documents, **click** 'Upload'.

28. **Click** 'Select file(s)' to search for files saved to your computer. Alternatively, you can **drag and drop** files directly in the space provided.

29. After selecting the relevant file to upload, it will appear below in a table, as per the example to the right.

You will need to **categorise** each file by selecting a category from the drop-down menu on the right side of the table and **name** the file in the text box on the left side accordingly.

30. **Click** 'Attach'.

Repeat steps 27-30 until all required documents are attached.

31. **Click** 'Save and continue' to progress to the next step.

Name	File	Category
Arborists Report - 38 Bridge ?	Arborists Report - 38 Bridge Rd. Nowra.pdf	Select..

Save and exit

Save and continue

Review and Submit

32. Review all of the information entered in your application by expanding each of the sections. Once you have reviewed all of the information, you will be required to complete the declarations at the bottom of the page.

Declarations *

Select all

I declare that all the information in the application and accompanying documents is true and correct to the best of my knowledge.

I understand that the application and the accompanying information will be provided to the appropriate consent authority and relevant agency(ies) for the purposes of the assessment and determination of this application. I acknowledge that the information may be used for other Government purposes.

I understand that if incomplete, the consent authority may request more information, which will result in delays to the application.

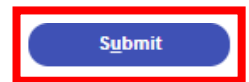
I agree to the appropriately delegated assessment officers attending the site for the purpose of inspection.

The consent authority may use the information and materials provided for notification, advertising purposes, and materials provided may be made available to the public for inspection. Information related to the application may also become available via NSW Planning Portal.

I acknowledge that copies of this application and supporting documentation may be provided to interested persons in accordance with the Government Information (Public Access) 2009 (NSW) (GIPA Act) under which it may be required to release information.

I have read and agree to the collection and use of my personal information as outlined in the [Privacy Notice](#)

33. Click 'Submit'.



Next Steps

- **Invoice** – Once processed, an invoice will be uploaded to the NSW Planning Portal.
- **Payment** – Once you have completed the invoice your application will be forwarded to the Officer for assessment.
- **Determination** – Once your application has been assessed, the determination will be uploaded to the NSW Planning Portal.
- **'Notice of completion of installation' form** – If the issued determination is an approval, you may then install the specified structure in accordance with the determination. Once installed, a 'Notice of completion of installation' form is required to be submitted to Council. The form can be found on the Shoalhaven City Council website with the NSW Planning Portal instructions.

Accessibility

[Help](#) | [Contact Us](#)

If you need more information:

Click the '[Help](#)' link at the top of the screen to access the NSW Planning Portal help pages and articles.

ServiceNSW: Call 1300 305 695 or email info@service.nsw.gov.au

Council: Call 1300 293 111 or email council@shoalhaven.nsw.gov.au

ePlanning Spatial viewer accessibility

The ePlanning program wants to make its information and services available to the general public that use their services. For any accessibility questions Call 1300 305 695 or email info@service.nsw.gov.au

People with disabilities

You can increase or decrease the size of entire webpage by holding the Ctrl key and rolling the scroll wheel of the mouse forward. Rolling the scroll wheel backward will reduce the page size back again.

If you are browsing the website with a screen reader and find information in PDF format that you cannot access, please contact ServiceNSW for assistance.

People with restricted internet access

Planning & Environment aims to keep the size of all PDF documents on the website below 10 megabytes. However, this may not always be possible in all cases. For example: large development proposals, or documents containing large images or maps.

Assistance using the Planning Portal

If you require assistance using the Planning Portal, and you were unable to find the answer within the Help and Support section, contact ServiceNSW for assistance.

Call 1300 305 695 or email info@service.nsw.gov.au.

The customer service centre is open Monday to Friday between 9am and 5pm (Sydney time).

Language Assistance

If you need help to translate this page in a language other than English, you can access a translating and interpreting service.

Call 13 14 50 and ask for an interpreter in your language and request to be connected to 1300 305 695. Local call cost from fixed phones. Calls from mobiles will be charged at applicable rates.

Speech to Speech Relay

For Speak and Listen (Speech-to-Speech Relay), please call 1300 555 727 or use the National Relay Service.

Contact Us

P 1300 293 111 (Mon-Fri – 9am-5pm)

E council@shoalhaven.nsw.gov.au

In-person (Digital meeting) At our office

36 Bridge Road, Nowra (Mon-Fri – 9am-5pm)

shoalhaven.nsw.gov.au