

## Sussex Inlet Wastewater Treatment Plant - Monitoring Summary

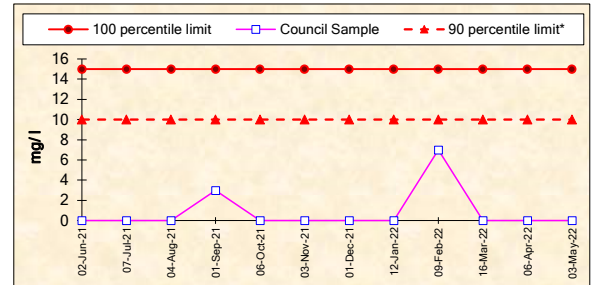
Licensee: Shoalhaven City Council, Shoalhaven Water, PO Box 42 Nowra 2541

Environment Protection License No. 3936

EPA ID No. 3

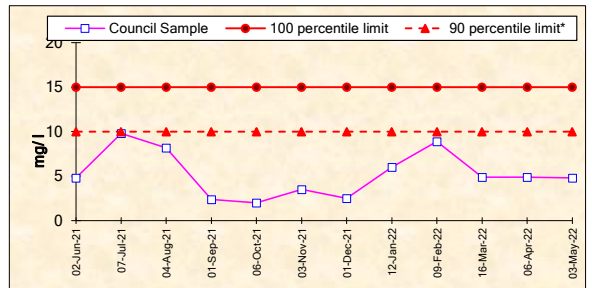
### BOD

Frequency	Date Sample Obtained	Date Result Obtained	Unit Of Measurement	90 percentile limit*	100 percentile limit	Council Sample
Monthly	02-Jun-21	11-Jun-21	milligrams per litre	10	15	<2
Monthly	07-Jul-21	16-Jul-21	milligrams per litre	10	15	<2
Monthly	04-Aug-21	13-Aug-21	milligrams per litre	10	15	<2
Monthly	01-Sep-21	09-Sep-21	milligrams per litre	10	15	3
Monthly	06-Oct-21	15-Oct-21	milligrams per litre	10	15	<2
Monthly	03-Nov-21	11-Nov-21	milligrams per litre	10	15	<2
Monthly	01-Dec-21	09-Dec-21	milligrams per litre	10	15	<2
Monthly	12-Jan-22	20-Jan-22	milligrams per litre	10	15	<2
Monthly	09-Feb-22	18-Feb-22	milligrams per litre	10	15	7
Monthly	16-Mar-22	24-Mar-22	milligrams per litre	10	15	<2
Monthly	06-Apr-22	14-Apr-22	milligrams per litre	10	15	<2
Monthly	03-May-22	11-May-22	milligrams per litre	10	15	<2



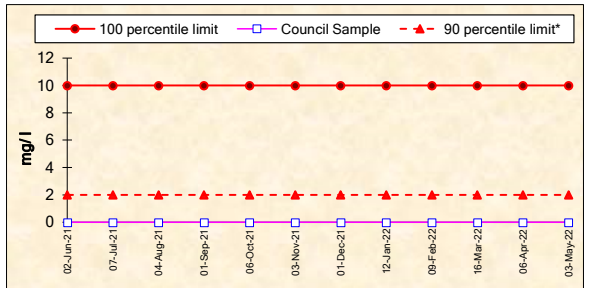
### TOTAL NITROGEN

Frequency	Date Sample Obtained	Date Result Obtained	Unit Of Measurement	90 percentile limit*	100 percentile limit	Council Sample
Monthly	02-Jun-21	11-Jun-21	milligrams per litre	10	15	4.8
Monthly	07-Jul-21	16-Jul-21	milligrams per litre	10	15	9.8
Monthly	04-Aug-21	13-Aug-21	milligrams per litre	10	15	8.2
Monthly	01-Sep-21	09-Sep-21	milligrams per litre	10	15	2.4
Monthly	06-Oct-21	15-Oct-21	milligrams per litre	10	15	2.0
Monthly	03-Nov-21	11-Nov-21	milligrams per litre	10	15	3.5
Monthly	01-Dec-21	09-Dec-21	milligrams per litre	10	15	2.5
Monthly	12-Jan-22	20-Jan-22	milligrams per litre	10	15	6.0
Monthly	09-Feb-22	18-Feb-22	milligrams per litre	10	15	8.9
Monthly	16-Mar-22	24-Mar-22	milligrams per litre	10	15	4.9
Monthly	06-Apr-22	14-Apr-22	milligrams per litre	10	15	4.9
Monthly	03-May-22	11-May-22	milligrams per litre	10	15	4.8



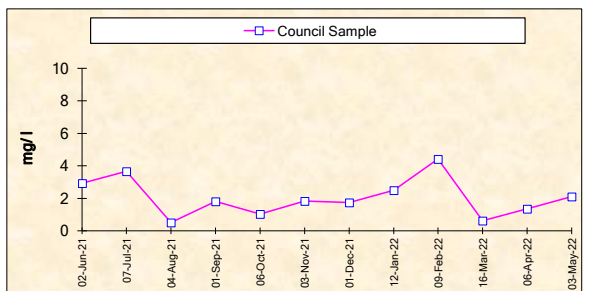
### OIL AND GREASE

Frequency	Date Sample Obtained	Date Result Obtained	Unit Of Measurement	90 percentile limit*	100 percentile limit	Council Sample
Monthly	02-Jun-21	11-Jun-21	milligrams per litre	2	10	<1
Monthly	07-Jul-21	16-Jul-21	milligrams per litre	2	10	<1
Monthly	04-Aug-21	13-Aug-21	milligrams per litre	2	10	<1
Monthly	01-Sep-21	09-Sep-21	milligrams per litre	2	10	<1
Monthly	06-Oct-21	15-Oct-21	milligrams per litre	2	10	<1
Monthly	03-Nov-21	11-Nov-21	milligrams per litre	2	10	<1
Monthly	01-Dec-21	09-Dec-21	milligrams per litre	2	10	<1
Monthly	12-Jan-22	20-Jan-22	milligrams per litre	2	10	<1
Monthly	09-Feb-22	18-Feb-22	milligrams per litre	2	10	<1
Monthly	16-Mar-22	24-Mar-22	milligrams per litre	2	10	<1
Monthly	06-Apr-22	14-Apr-22	milligrams per litre	2	10	<2
Monthly	03-May-22	11-May-22	milligrams per litre	2	10	<1



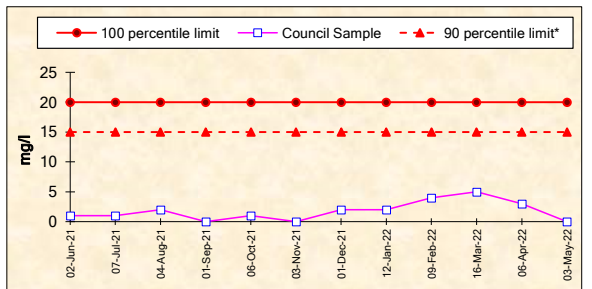
### TOTAL PHOSPHORUS

Frequency	Date Sample Obtained	Date Result Obtained	Unit Of Measurement	EPA Limit	Council Sample
Monthly	02-Jun-21	11-Jun-21	milligrams per litre	MONITORING	2.92
Monthly	07-Jul-21	16-Jul-21	milligrams per litre		3.65
Monthly	04-Aug-21	13-Aug-21	milligrams per litre		0.51
Monthly	01-Sep-21	09-Sep-21	milligrams per litre		1.82
Monthly	06-Oct-21	15-Oct-21	milligrams per litre		1.04
Monthly	03-Nov-21	11-Nov-21	milligrams per litre		1.83
Monthly	01-Dec-21	09-Dec-21	milligrams per litre		1.73
Monthly	12-Jan-22	20-Jan-22	milligrams per litre		2.49
Monthly	09-Feb-22	18-Feb-22	milligrams per litre		4.42
Monthly	16-Mar-22	24-Mar-22	milligrams per litre		0.61
Monthly	06-Apr-22	14-Apr-22	milligrams per litre		1.36
Monthly	03-May-22	11-May-22	milligrams per litre		2.10



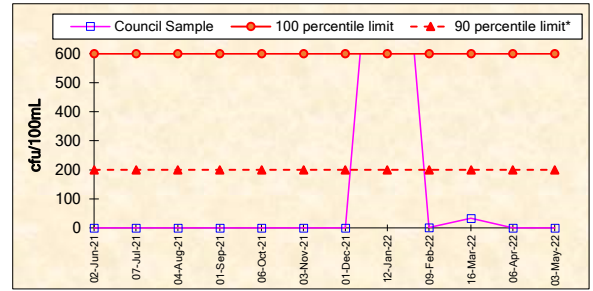
### TOTAL SUSPENDED SOLIDS

Frequency	Date Sample Obtained	Date Result Obtained	Unit Of Measurement	90 percentile limit*	100 percentile limit	Council Sample
Monthly	02-Jun-21	11-Jun-21	milligrams per litre	15	20	1
Monthly	07-Jul-21	16-Jul-21	milligrams per litre	15	20	1
Monthly	04-Aug-21	13-Aug-21	milligrams per litre	15	20	2
Monthly	01-Sep-21	09-Sep-21	milligrams per litre	15	20	<1
Monthly	06-Oct-21	15-Oct-21	milligrams per litre	15	20	1
Monthly	03-Nov-21	11-Nov-21	milligrams per litre	15	20	<1
Monthly	01-Dec-21	09-Dec-21	milligrams per litre	15	20	2
Monthly	12-Jan-22	20-Jan-22	milligrams per litre	15	20	2
Monthly	09-Feb-22	18-Feb-22	milligrams per litre	15	20	4
Monthly	16-Mar-22	24-Mar-22	milligrams per litre	15	20	5
Monthly	06-Apr-22	14-Apr-22	milligrams per litre	15	20	3
Monthly	03-May-22	11-May-22	milligrams per litre	15	20	<1



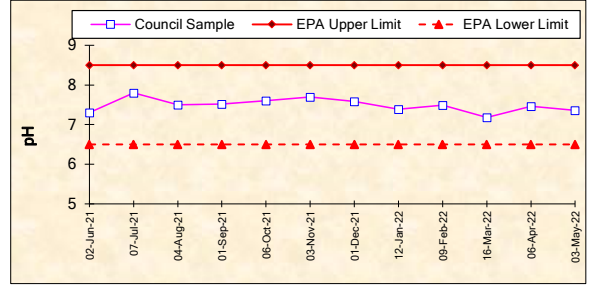
## FAECAL COLIFORMS

Frequency	Date Sample Obtained	Date Result Obtained	Unit Of Measurement	90 percentile limit*	100 percentile limit	Council Sample
Monthly	02-Jun-21	11-Jun-21	colony forming units per 100 millilitres	200	600	<1
Monthly	07-Jul-21	16-Jul-21	colony forming units per 100 millilitres	200	600	<1
Monthly	04-Aug-21	13-Aug-21	colony forming units per 100 millilitres	200	600	<1
Monthly	01-Sep-21	09-Sep-21	colony forming units per 100 millilitres	200	600	<1
Monthly	06-Oct-21	15-Oct-21	colony forming units per 100 millilitres	200	600	<1
Monthly	03-Nov-21	11-Nov-21	colony forming units per 100 millilitres	200	600	<1
Monthly	01-Dec-21	09-Dec-21	colony forming units per 100 millilitres	200	600	<1
Monthly	12-Jan-22	20-Jan-22	colony forming units per 100 millilitres	200	600	1700
Monthly	09-Feb-22	18-Feb-22	colony forming units per 100 millilitres	200	600	1
Monthly	16-Mar-22	24-Mar-22	colony forming units per 100 millilitres	200	600	33
Monthly	06-Apr-22	14-Apr-22	colony forming units per 100 millilitres	200	600	<1
Monthly	03-May-22	11-May-22	colony forming units per 100 millilitres	200	600	<1



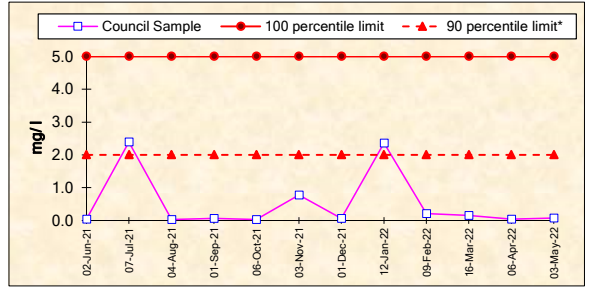
## pH

Frequency	Date Sample Obtained	Date Result Obtained	Unit Of Measurement	100 percentile limit	Council Sample
Monthly	02-Jun-21	11-Jun-21	pH	6.5-8.5	7.3
Monthly	07-Jul-21	16-Jul-21	pH	6.5-8.5	7.8
Monthly	04-Aug-21	13-Aug-21	pH	6.5-8.5	7.5
Monthly	01-Sep-21	09-Sep-21	pH	6.5-8.5	7.5
Monthly	06-Oct-21	15-Oct-21	pH	6.5-8.5	7.6
Monthly	03-Nov-21	11-Nov-21	pH	6.5-8.5	7.7
Monthly	01-Dec-21	09-Dec-21	pH	6.5-8.5	7.6
Monthly	12-Jan-22	20-Jan-22	pH	6.5-8.5	7.4
Monthly	09-Feb-22	18-Feb-22	pH	6.5-8.5	7.5
Monthly	16-Mar-22	24-Mar-22	pH	6.5-8.5	7.2
Monthly	06-Apr-22	14-Apr-22	pH	6.5-8.5	7.5
Monthly	03-May-22	11-May-22	pH	6.5-8.5	7.4



## AMMONIA NITROGEN

Frequency	Date Sample Obtained	Date Result Obtained	Unit Of Measurement	90 percentile limit*	100 percentile limit	Council Sample
Monthly	02-Jun-21	11-Jun-21	milligrams per litre	2	5	0.04
Monthly	07-Jul-21	16-Jul-21	milligrams per litre	2	5	2.39
Monthly	04-Aug-21	13-Aug-21	milligrams per litre	2	5	0.03
Monthly	01-Sep-21	09-Sep-21	milligrams per litre	2	5	0.06
Monthly	06-Oct-21	15-Oct-21	milligrams per litre	2	5	0.03
Monthly	03-Nov-21	11-Nov-21	milligrams per litre	2	5	0.78
Monthly	01-Dec-21	09-Dec-21	milligrams per litre	2	5	0.06
Monthly	12-Jan-22	20-Jan-22	milligrams per litre	2	5	2.36
Monthly	09-Feb-22	18-Feb-22	milligrams per litre	2	5	0.21
Monthly	16-Mar-22	24-Mar-22	milligrams per litre	2	5	0.15
Monthly	06-Apr-22	14-Apr-22	milligrams per litre	2	5	0.04
Monthly	03-May-22	11-May-22	milligrams per litre	2	5	0.08



\* Note: 90th percentile limit compliance calculated on an annual basis

non-compliance notes: