

Ulladulla Wastewater Treatment Plant - Monitoring Summary

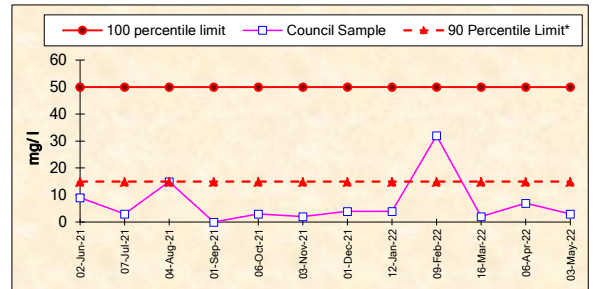
Licensee: Shoalhaven City Council, Shoalhaven Water, PO Box 42 Nowra 2541

Environment Protection License No. 446

EPA ID No. 5

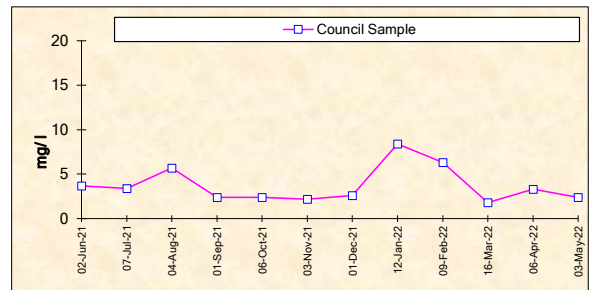
BOD

Frequency	Date Sample Obtained	Date Result Obtained	Unit Of Measurement	90 Percentile Limit*	100 percentile limit	Council Sample
Monthly	02-Jun-21	11-Jun-21	milligrams per litre	15	50	9
Monthly	07-Jul-21	16-Jul-21	milligrams per litre	15	50	3
Monthly	04-Aug-21	13-Aug-21	milligrams per litre	15	50	15
Monthly	01-Sep-21	09-Sep-21	milligrams per litre	15	50	<2
Monthly	06-Oct-21	15-Oct-21	milligrams per litre	15	50	3
Monthly	03-Nov-21	11-Nov-21	milligrams per litre	15	50	2
Monthly	01-Dec-21	09-Dec-21	milligrams per litre	15	50	4
Monthly	12-Jan-22	20-Jan-22	milligrams per litre	15	50	4
Monthly	09-Feb-22	18-Feb-22	milligrams per litre	15	50	32
Monthly	16-Mar-22	24-Mar-22	milligrams per litre	15	50	2
Monthly	06-Apr-22	14-Apr-22	milligrams per litre	15	50	7
Monthly	03-May-22	11-May-22	milligrams per litre	15	50	3



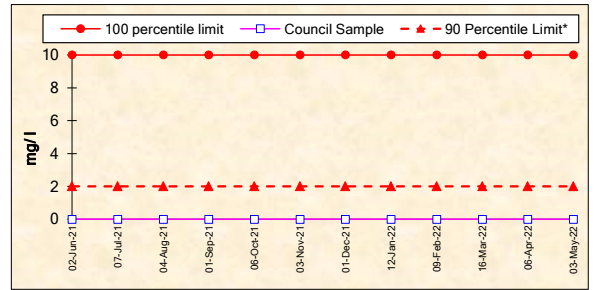
TOTAL NITROGEN

Frequency	Date Sample Obtained	Date Result Obtained	Unit Of Measurement	100 percentile limit	Council Sample	
Monthly	02-Jun-21	11-Jun-21	milligrams per litre	MONITORING	3.7	
Monthly	07-Jul-21	16-Jul-21	milligrams per litre		3.4	
Monthly	04-Aug-21	13-Aug-21	milligrams per litre		5.7	
Monthly	01-Sep-21	09-Sep-21	milligrams per litre		2.4	
Monthly	06-Oct-21	15-Oct-21	milligrams per litre		2.4	
Monthly	03-Nov-21	11-Nov-21	milligrams per litre		CONDITION	2.2
Monthly	01-Dec-21	09-Dec-21	milligrams per litre			2.6
Monthly	12-Jan-22	20-Jan-22	milligrams per litre			8.4
Monthly	09-Feb-22	18-Feb-22	milligrams per litre			6.3
Monthly	16-Mar-22	24-Mar-22	milligrams per litre			1.8
Monthly	06-Apr-22	14-Apr-22	milligrams per litre		3.3	
Monthly	03-May-22	11-May-22	milligrams per litre		2.4	



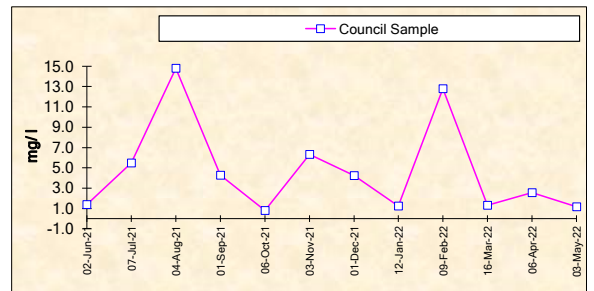
OIL AND GREASE

Frequency	Date Sample Obtained	Date Result Obtained	Unit Of Measurement	90 Percentile Limit*	100 percentile limit	Council Sample
Monthly	02-Jun-21	11-Jun-21	milligrams per litre	2	10	<1
Monthly	07-Jul-21	16-Jul-21	milligrams per litre	2	10	<1
Monthly	04-Aug-21	13-Aug-21	milligrams per litre	2	10	<1
Monthly	01-Sep-21	09-Sep-21	milligrams per litre	2	10	<1
Monthly	06-Oct-21	15-Oct-21	milligrams per litre	2	10	<1
Monthly	03-Nov-21	11-Nov-21	milligrams per litre	2	10	<1
Monthly	01-Dec-21	09-Dec-21	milligrams per litre	2	10	<1
Monthly	12-Jan-22	20-Jan-22	milligrams per litre	2	10	<1
Monthly	09-Feb-22	18-Feb-22	milligrams per litre	2	10	<1
Monthly	16-Mar-22	24-Mar-22	milligrams per litre	2	10	<1
Monthly	06-Apr-22	14-Apr-22	milligrams per litre	2	10	<2
Monthly	03-May-22	11-May-22	milligrams per litre	2	10	<1



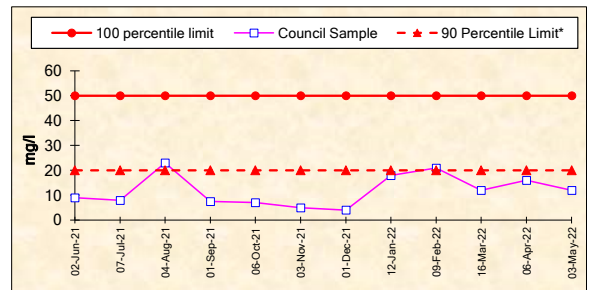
TOTAL PHOSPHORUS

Frequency	Date Sample Obtained	Date Result Obtained	Unit Of Measurement	100 percentile limit	Council Sample	
Monthly	02-Jun-21	11-Jun-21	milligrams per litre	MONITORING	1.4	
Monthly	07-Jul-21	16-Jul-21	milligrams per litre		5.5	
Monthly	04-Aug-21	13-Aug-21	milligrams per litre		14.8	
Monthly	01-Sep-21	09-Sep-21	milligrams per litre		4.3	
Monthly	06-Oct-21	15-Oct-21	milligrams per litre		0.8	
Monthly	03-Nov-21	11-Nov-21	milligrams per litre		CONDITION	6.3
Monthly	01-Dec-21	09-Dec-21	milligrams per litre			4.2
Monthly	12-Jan-22	20-Jan-22	milligrams per litre			1.2
Monthly	09-Feb-22	18-Feb-22	milligrams per litre			12.8
Monthly	16-Mar-22	24-Mar-22	milligrams per litre			1.3
Monthly	06-Apr-22	14-Apr-22	milligrams per litre		2.6	
Monthly	03-May-22	11-May-22	milligrams per litre		1.2	



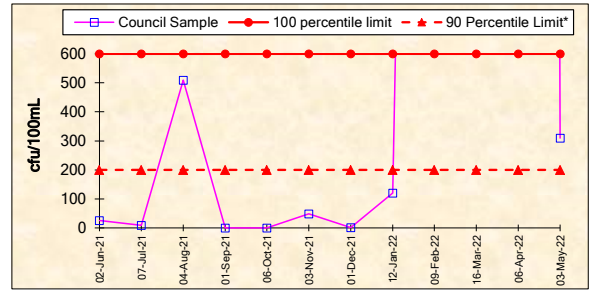
TOTAL SUSPENDED SOLIDS

Frequency	Date Sample Obtained	Date Result Obtained	Unit Of Measurement	90 Percentile Limit*	100 percentile limit	Council Sample
Monthly	02-Jun-21	11-Jun-21	milligrams per litre	20	50	9
Monthly	07-Jul-21	16-Jul-21	milligrams per litre	20	50	8
Monthly	04-Aug-21	13-Aug-21	milligrams per litre	20	50	23
Monthly	01-Sep-21	09-Sep-21	milligrams per litre	20	50	8
Monthly	06-Oct-21	15-Oct-21	milligrams per litre	20	50	7
Monthly	03-Nov-21	11-Nov-21	milligrams per litre	20	50	5
Monthly	01-Dec-21	09-Dec-21	milligrams per litre	20	50	4
Monthly	12-Jan-22	20-Jan-22	milligrams per litre	20	50	18
Monthly	09-Feb-22	18-Feb-22	milligrams per litre	20	50	21
Monthly	16-Mar-22	24-Mar-22	milligrams per litre	20	50	12
Monthly	06-Apr-22	14-Apr-22	milligrams per litre	20	50	16
Monthly	03-May-22	11-May-22	milligrams per litre	20	50	12



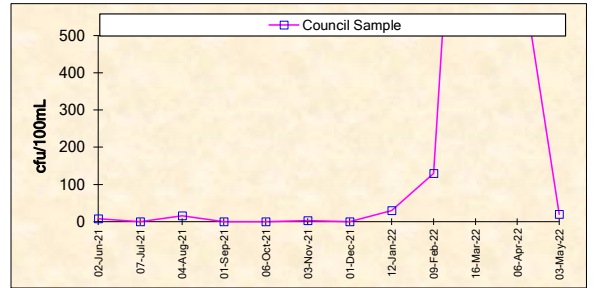
FAECAL COLIFORMS

Frequency	Date Sample Obtained	Date Result Obtained	Unit Of Measurement	90 Percentile Limit*	100 percentile limit	Council Sample
Special Frequency 1	02-Jun-21	11-Jun-21	colony forming units per 100 millilitres	200	600	26
Special Frequency 1	07-Jul-21	16-Jul-21	colony forming units per 100 millilitres	200	600	9
Special Frequency 1	04-Aug-21	13-Aug-21	colony forming units per 100 millilitres	200	600	510
Special Frequency 1	01-Sep-21	09-Sep-21	colony forming units per 100 millilitres	200	600	<1
Special Frequency 1	06-Oct-21	15-Oct-21	colony forming units per 100 millilitres	200	600	<1
Special Frequency 1	03-Nov-21	11-Nov-21	colony forming units per 100 millilitres	200	600	48
Special Frequency 1	01-Dec-21	09-Dec-21	colony forming units per 100 millilitres	200	600	1
Special Frequency 1	12-Jan-22	20-Jan-22	colony forming units per 100 millilitres	200	600	120
Special Frequency 1	09-Feb-22	18-Feb-22	colony forming units per 100 millilitres	200	600	7500
Special Frequency 1	16-Mar-22	24-Mar-22	colony forming units per 100 millilitres	200	600	54000
Special Frequency 1	06-Apr-22	14-Apr-22	colony forming units per 100 millilitres	200	600	40000
Special Frequency 1	03-May-22	11-May-22	colony forming units per 100 millilitres	200	600	310



ENTEROCOCCI

Frequency	Date Sample Obtained	Date Result Obtained	Unit Of Measurement		90th percentile limit	Council Sample
Special Frequency 1	02-Jun-21	11-Jun-21	colony forming units per 100 millilitres			8
Special Frequency 1	07-Jul-21	16-Jul-21	colony forming units per 100 millilitres			<1
Special Frequency 1	04-Aug-21	13-Aug-21	colony forming units per 100 millilitres			16
Special Frequency 1	01-Sep-21	09-Sep-21	colony forming units per 100 millilitres	MONITORING		<2
Special Frequency 1	06-Oct-21	15-Oct-21	colony forming units per 100 millilitres			<1
Special Frequency 1	03-Nov-21	11-Nov-21	colony forming units per 100 millilitres			3
Special Frequency 1	01-Dec-21	09-Dec-21	colony forming units per 100 millilitres	CONDITION		<1
Special Frequency 1	12-Jan-22	20-Jan-22	colony forming units per 100 millilitres			30
Special Frequency 1	09-Feb-22	18-Feb-22	colony forming units per 100 millilitres			130
Special Frequency 1	16-Mar-22	24-Mar-22	colony forming units per 100 millilitres			1900
Special Frequency 1	06-Apr-22	14-Apr-22	colony forming units per 100 millilitres			750
Special Frequency 1	03-May-22	11-May-22	colony forming units per 100 millilitres			20



* Note: 90th percentile limit compliance calculated on an annual basis

non-compliance notes: