

## REMS Discharge to Ocean - Wastewater Monitoring Summary

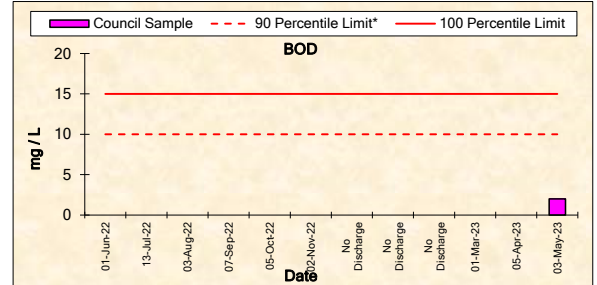
Licensee: Shoalhaven City Council, Shoalhaven Water, PO Box 42 Nowra 2541

Environment Protection Licence No. 2419

EPA ID No. 2

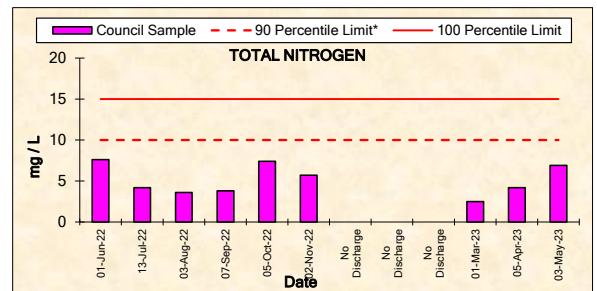
### BOD

Frequency	Date Sample Obtained	Date Result Obtained	Unit of Measurement	90 Percentile Limit*	100 Percentile Limit	Council Sample
Special Frequency 1	01-Jun-22	09-Jun-22	milligrams per litre (mg/L)	10	15	<2
Special Frequency 1	13-Jul-22	21-Jul-22	milligrams per litre (mg/L)	10	15	<2
Special Frequency 1	03-Aug-22	11-Aug-22	milligrams per litre (mg/L)	10	15	<2
Special Frequency 1	07-Sep-22	15-Sep-22	milligrams per litre (mg/L)	10	15	<2
Special Frequency 1	05-Oct-22	13-Oct-22	milligrams per litre (mg/L)	10	15	<2
Special Frequency 1	02-Nov-22	11-Nov-22	milligrams per litre (mg/L)	10	15	<2
Special Frequency 1	No Discharge		milligrams per litre (mg/L)	10	15	-
Special Frequency 1	No Discharge		milligrams per litre (mg/L)	10	15	-
Special Frequency 1	No Discharge		milligrams per litre (mg/L)	10	15	-
Special Frequency 1	01-Mar-23	09-Mar-23	milligrams per litre (mg/L)	10	15	<2
Special Frequency 1	05-Apr-23	17-Apr-23	milligrams per litre (mg/L)	10	15	<2
Special Frequency 1	03-May-23	10-May-23	milligrams per litre (mg/L)	10	15	2



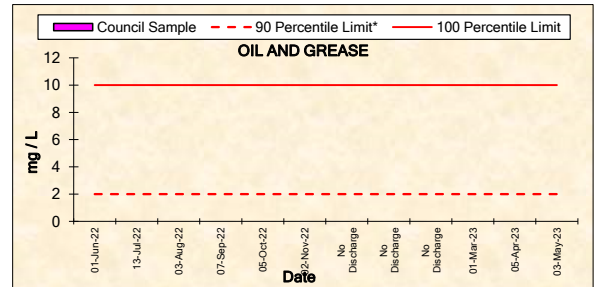
### TOTAL NITROGEN

Frequency	Date Sample Obtained	Date Result Obtained	Unit of Measurement	90 Percentile Limit*	100 Percentile Limit	Council Sample
Special Frequency 1	01-Jun-22	09-Jun-22	milligrams per litre (mg/L)	10	15	7.6
Special Frequency 1	13-Jul-22	21-Jul-22	milligrams per litre (mg/L)	10	15	4.2
Special Frequency 1	03-Aug-22	11-Aug-22	milligrams per litre (mg/L)	10	15	3.6
Special Frequency 1	07-Sep-22	15-Sep-22	milligrams per litre (mg/L)	10	15	3.8
Special Frequency 1	05-Oct-22	13-Oct-22	milligrams per litre (mg/L)	10	15	7.4
Special Frequency 1	02-Nov-22	11-Nov-22	milligrams per litre (mg/L)	10	15	5.7
Special Frequency 1	No Discharge		milligrams per litre (mg/L)	10	15	-
Special Frequency 1	No Discharge		milligrams per litre (mg/L)	10	15	-
Special Frequency 1	No Discharge		milligrams per litre (mg/L)	10	15	-
Special Frequency 1	01-Mar-23	09-Mar-23	milligrams per litre (mg/L)	10	15	2.5
Special Frequency 1	05-Apr-23	17-Apr-23	milligrams per litre (mg/L)	10	15	4.2
Special Frequency 1	03-May-23	10-May-23	milligrams per litre (mg/L)	10	15	6.9



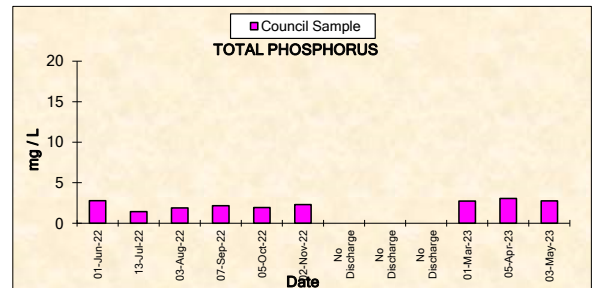
### OIL AND GREASE

Frequency	Date Sample Obtained	Date Result Obtained	Unit of Measurement	90 Percentile Limit*	100 Percentile Limit	Council Sample
Special Frequency 1	01-Jun-22	09-Jun-22	milligrams per litre (mg/L)	2	10	<1
Special Frequency 1	13-Jul-22	21-Jul-22	milligrams per litre (mg/L)	2	10	<1
Special Frequency 1	03-Aug-22	11-Aug-22	milligrams per litre (mg/L)	2	10	<1
Special Frequency 1	07-Sep-22	15-Sep-22	milligrams per litre (mg/L)	2	10	<1
Special Frequency 1	05-Oct-22	13-Oct-22	milligrams per litre (mg/L)	2	10	<1
Special Frequency 1	02-Nov-22	11-Nov-22	milligrams per litre (mg/L)	2	10	<1
Special Frequency 1	No Discharge		milligrams per litre (mg/L)	2	10	-
Special Frequency 1	No Discharge		milligrams per litre (mg/L)	2	10	-
Special Frequency 1	No Discharge		milligrams per litre (mg/L)	2	10	-
Special Frequency 1	01-Mar-23	09-Mar-23	milligrams per litre (mg/L)	2	10	<1
Special Frequency 1	05-Apr-23	17-Apr-23	milligrams per litre (mg/L)	2	10	<1
Special Frequency 1	03-May-23	10-May-23	milligrams per litre (mg/L)	2	10	<1



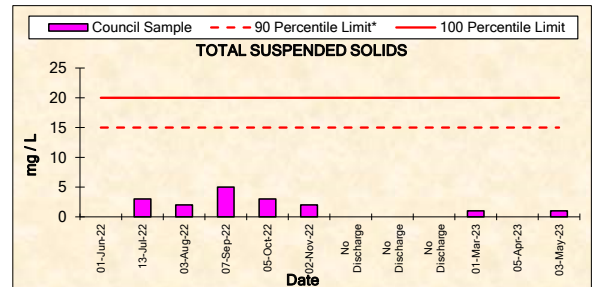
### TOTAL PHOSPHORUS

Frequency	Date Sample Obtained	Date Result Obtained	Unit of Measurement	EPA Limit	Council Sample
Special Frequency 1	01-Jun-22	09-Jun-22	milligrams per litre (mg/L)	MONITORING	2.8
Special Frequency 1	13-Jul-22	21-Jul-22	milligrams per litre (mg/L)		1.4
Special Frequency 1	03-Aug-22	11-Aug-22	milligrams per litre (mg/L)		1.9
Special Frequency 1	07-Sep-22	15-Sep-22	milligrams per litre (mg/L)		2.2
Special Frequency 1	05-Oct-22	13-Oct-22	milligrams per litre (mg/L)		1.9
Special Frequency 1	02-Nov-22	11-Nov-22	milligrams per litre (mg/L)		2.3
Special Frequency 1	No Discharge		milligrams per litre (mg/L)	CONDITION	-
Special Frequency 1	No Discharge		milligrams per litre (mg/L)		-
Special Frequency 1	No Discharge		milligrams per litre (mg/L)		-
Special Frequency 1	01-Mar-23	09-Mar-23	milligrams per litre (mg/L)		2.7
Special Frequency 1	05-Apr-23	17-Apr-23	milligrams per litre (mg/L)		3.1
Special Frequency 1	03-May-23	10-May-23	milligrams per litre (mg/L)		2.8



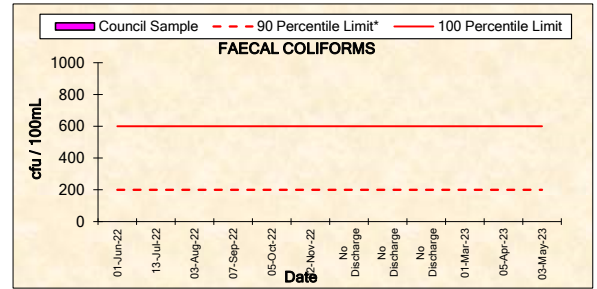
### TOTAL SUSPENDED SOLIDS

Frequency	Date Sample Obtained	Date Result Obtained	Unit of Measurement	90 Percentile Limit*	100 Percentile Limit	Council Sample
Special Frequency 1	01-Jun-22	09-Jun-22	milligrams per litre (mg/L)	15	20	<1
Special Frequency 1	13-Jul-22	21-Jul-22	milligrams per litre (mg/L)	15	20	3
Special Frequency 1	03-Aug-22	11-Aug-22	milligrams per litre (mg/L)	15	20	2
Special Frequency 1	07-Sep-22	15-Sep-22	milligrams per litre (mg/L)	15	20	5
Special Frequency 1	05-Oct-22	13-Oct-22	milligrams per litre (mg/L)	15	20	3
Special Frequency 1	02-Nov-22	11-Nov-22	milligrams per litre (mg/L)	15	20	2
Special Frequency 1	No Discharge		milligrams per litre (mg/L)	15	20	-
Special Frequency 1	No Discharge		milligrams per litre (mg/L)	15	20	-
Special Frequency 1	No Discharge		milligrams per litre (mg/L)	15	20	-
Special Frequency 1	01-Mar-23	09-Mar-23	milligrams per litre (mg/L)	15	20	1
Special Frequency 1	05-Apr-23	17-Apr-23	milligrams per litre (mg/L)	15	20	<1
Special Frequency 1	03-May-23	10-May-23	milligrams per litre (mg/L)	15	20	1



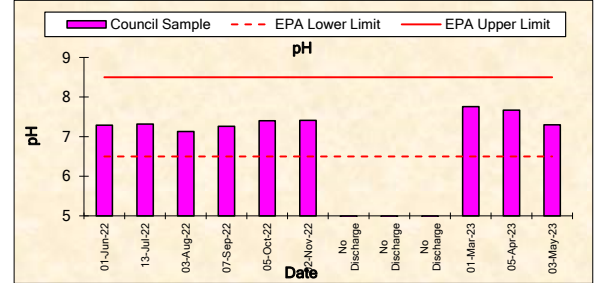
## FAECAL COLIFORMS

Frequency	Date Sample Obtained	Date Result Obtained	Unit of Measurement	90 Percentile Limit*	100 Percentile Limit	Council Sample
Special Frequency 1	01-Jun-22	09-Jun-22	colony forming units per 100 millilitres (cfu/100mL)	200	600	~7
Special Frequency 1	13-Jul-22	21-Jul-22	colony forming units per 100 millilitres (cfu/100mL)	200	600	<1
Special Frequency 1	03-Aug-22	11-Aug-22	colony forming units per 100 millilitres (cfu/100mL)	200	600	<1
Special Frequency 1	07-Sep-22	15-Sep-22	colony forming units per 100 millilitres (cfu/100mL)	200	600	<1
Special Frequency 1	05-Oct-22	13-Oct-22	colony forming units per 100 millilitres (cfu/100mL)	200	600	<1
Special Frequency 1	02-Nov-22	11-Nov-22	colony forming units per 100 millilitres (cfu/100mL)	200	600	<1
Special Frequency 1	No Discharge		colony forming units per 100 millilitres (cfu/100mL)	200	600	-
Special Frequency 1	No Discharge		colony forming units per 100 millilitres (cfu/100mL)	200	600	-
Special Frequency 1	No Discharge		colony forming units per 100 millilitres (cfu/100mL)	200	600	-
Special Frequency 1	01-Mar-23	09-Mar-23	colony forming units per 100 millilitres (cfu/100mL)	200	600	~3
Special Frequency 1	05-Apr-23	17-Apr-23	colony forming units per 100 millilitres (cfu/100mL)	200	600	<1
Special Frequency 1	03-May-23	10-May-23	colony forming units per 100 millilitres (cfu/100mL)	200	600	<1



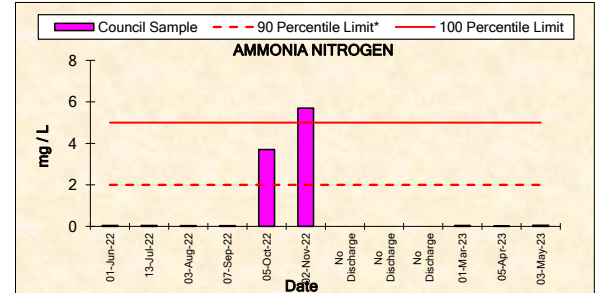
## pH

Frequency	Date Sample Obtained	Date Result Obtained	Unit of Measurement	90 Percentile Limit*	100 Percentile Limit	Council Sample
Special Frequency 1	01-Jun-22	09-Jun-22	pH	6.5-8.5	7.3	7.3
Special Frequency 1	13-Jul-22	21-Jul-22	pH	6.5-8.5	7.3	7.3
Special Frequency 1	03-Aug-22	11-Aug-22	pH	6.5-8.5	7.1	7.1
Special Frequency 1	07-Sep-22	15-Sep-22	pH	6.5-8.5	7.3	7.3
Special Frequency 1	05-Oct-22	13-Oct-22	pH	6.5-8.5	7.4	7.4
Special Frequency 1	02-Nov-22	11-Nov-22	pH	6.5-8.5	7.4	7.4
Special Frequency 1	No Discharge		pH	6.5-8.5	-	-
Special Frequency 1	No Discharge		pH	6.5-8.5	-	-
Special Frequency 1	No Discharge		pH	6.5-8.5	-	-
Special Frequency 1	01-Mar-23	09-Mar-23	pH	6.5-8.5	7.8	7.8
Special Frequency 1	05-Apr-23	17-Apr-23	pH	6.5-8.5	7.7	7.7
Special Frequency 1	03-May-23	10-May-23	pH	6.5-8.5	7.3	7.3



## AMMONIA NITROGEN

Frequency	Date Sample Obtained	Date Result Obtained	Unit of Measurement	90 Percentile Limit*	100 Percentile Limit	Council Sample
Special Frequency 1	01-Jun-22	09-Jun-22	milligrams per litre (mg/L)	2	5	0.04
Special Frequency 1	13-Jul-22	21-Jul-22	milligrams per litre (mg/L)	2	5	0.04
Special Frequency 1	03-Aug-22	11-Aug-22	milligrams per litre (mg/L)	2	5	0.03
Special Frequency 1	07-Sep-22	15-Sep-22	milligrams per litre (mg/L)	2	5	0.03
Special Frequency 1	05-Oct-22	13-Oct-22	milligrams per litre (mg/L)	2	5	3.70
Special Frequency 1	02-Nov-22	11-Nov-22	milligrams per litre (mg/L)	2	5	5.70
Special Frequency 1	No Discharge		milligrams per litre (mg/L)	2	5	-
Special Frequency 1	No Discharge		milligrams per litre (mg/L)	2	5	-
Special Frequency 1	No Discharge		milligrams per litre (mg/L)	2	5	-
Special Frequency 1	01-Mar-23	09-Mar-23	milligrams per litre (mg/L)	2	5	0.04
Special Frequency 1	05-Apr-23	17-Apr-23	milligrams per litre (mg/L)	2	5	0.02
Special Frequency 1	03-May-23	10-May-23	milligrams per litre (mg/L)	2	5	0.05



\* Note: 90th percentile limit compliance calculated on an annual basis

non-compliance notes:





## St Georges Basin Wastewater Treatment Plant - Monitoring Summary

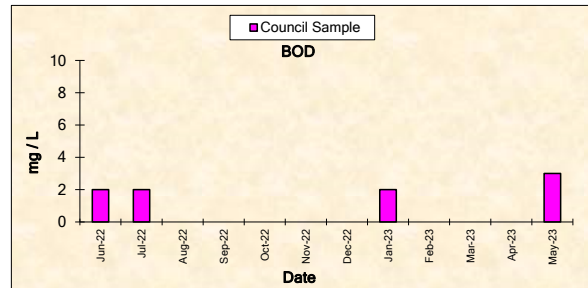
Licensee: Shoalhaven City Council, Shoalhaven Water, PO Box 42 Nowra 2541

Environment Protection Licence No. 2419

EPA ID No. 14

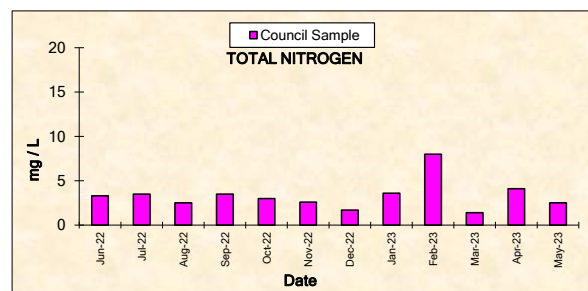
### BOD

Frequency	Date Sample Obtained	Date Result Obtained	Unit of Measurement	EPA Limit	Council Sample
Monthly	01-Jun-22	09-Jun-22	milligrams per litre (mg/L)	MONITORING	2
Monthly	13-Jul-22	21-Jul-22	milligrams per litre (mg/L)		2
Monthly	03-Aug-22	11-Aug-22	milligrams per litre (mg/L)		<2
Monthly	07-Sep-22	15-Sep-22	milligrams per litre (mg/L)		<2
Monthly	05-Oct-22	13-Oct-22	milligrams per litre (mg/L)		<2
Monthly	02-Nov-22	11-Nov-22	milligrams per litre (mg/L)		<2
Monthly	07-Dec-22	15-Dec-22	milligrams per litre (mg/L)	CONDITION	<2
Monthly	11-Jan-23	19-Jan-23	milligrams per litre (mg/L)		2
Monthly	01-Feb-23	09-Feb-23	milligrams per litre (mg/L)		<2
Monthly	01-Mar-23	09-Mar-23	milligrams per litre (mg/L)		<2
Monthly	05-Apr-23	17-Apr-23	milligrams per litre (mg/L)		<2
Monthly	03-May-23	10-May-23	milligrams per litre (mg/L)		3



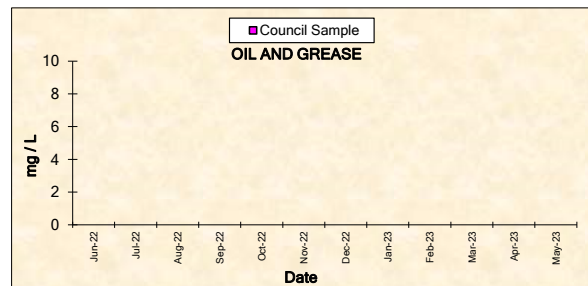
### TOTAL NITROGEN

Frequency	Date Sample Obtained	Date Result Obtained	Unit of Measurement	EPA Limit	Council Sample
Monthly	01-Jun-22	09-Jun-22	milligrams per litre (mg/L)	MONITORING	3.3
Monthly	13-Jul-22	21-Jul-22	milligrams per litre (mg/L)		3.5
Monthly	03-Aug-22	11-Aug-22	milligrams per litre (mg/L)		2.5
Monthly	07-Sep-22	15-Sep-22	milligrams per litre (mg/L)		3.5
Monthly	05-Oct-22	13-Oct-22	milligrams per litre (mg/L)		3.0
Monthly	02-Nov-22	11-Nov-22	milligrams per litre (mg/L)		2.6
Monthly	07-Dec-22	15-Dec-22	milligrams per litre (mg/L)	CONDITION	1.7
Monthly	11-Jan-23	19-Jan-23	milligrams per litre (mg/L)		3.6
Monthly	01-Feb-23	09-Feb-23	milligrams per litre (mg/L)		8.0
Monthly	01-Mar-23	09-Mar-23	milligrams per litre (mg/L)		1.4
Monthly	05-Apr-23	17-Apr-23	milligrams per litre (mg/L)		4.1
Monthly	03-May-23	10-May-23	milligrams per litre (mg/L)		2.5



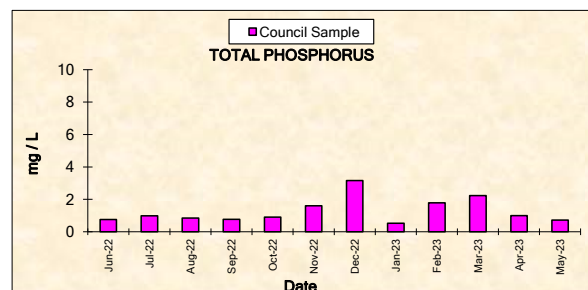
### OIL AND GREASE

Frequency	Date Sample Obtained	Date Result Obtained	Unit of Measurement	EPA Limit	Council Sample
Monthly	01-Jun-22	09-Jun-22	milligrams per litre (mg/L)	MONITORING	<1
Monthly	13-Jul-22	21-Jul-22	milligrams per litre (mg/L)		<1
Monthly	03-Aug-22	11-Aug-22	milligrams per litre (mg/L)		<1
Monthly	07-Sep-22	15-Sep-22	milligrams per litre (mg/L)		<1
Monthly	05-Oct-22	13-Oct-22	milligrams per litre (mg/L)		<1
Monthly	02-Nov-22	11-Nov-22	milligrams per litre (mg/L)		<1
Monthly	07-Dec-22	15-Dec-22	milligrams per litre (mg/L)	CONDITION	<1
Monthly	11-Jan-23	19-Jan-23	milligrams per litre (mg/L)		<1
Monthly	01-Feb-23	09-Feb-23	milligrams per litre (mg/L)		<1
Monthly	01-Mar-23	09-Mar-23	milligrams per litre (mg/L)		<1
Monthly	05-Apr-23	17-Apr-23	milligrams per litre (mg/L)		<1
Monthly	03-May-23	10-May-23	milligrams per litre (mg/L)		<1



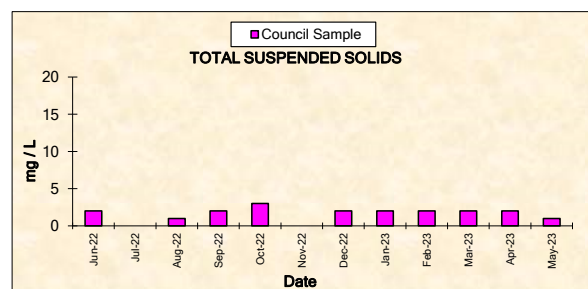
### TOTAL PHOSPHORUS

Frequency	Date Sample Obtained	Date Result Obtained	Unit of Measurement	EPA Limit	Council Sample
Monthly	01-Jun-22	09-Jun-22	milligrams per litre (mg/L)	MONITORING	0.8
Monthly	13-Jul-22	21-Jul-22	milligrams per litre (mg/L)		1.0
Monthly	03-Aug-22	11-Aug-22	milligrams per litre (mg/L)		0.9
Monthly	07-Sep-22	15-Sep-22	milligrams per litre (mg/L)		0.8
Monthly	05-Oct-22	13-Oct-22	milligrams per litre (mg/L)		0.9
Monthly	02-Nov-22	11-Nov-22	milligrams per litre (mg/L)		1.6
Monthly	07-Dec-22	15-Dec-22	milligrams per litre (mg/L)	CONDITION	3.2
Monthly	11-Jan-23	19-Jan-23	milligrams per litre (mg/L)		0.5
Monthly	01-Feb-23	09-Feb-23	milligrams per litre (mg/L)		1.8
Monthly	01-Mar-23	09-Mar-23	milligrams per litre (mg/L)		2.2
Monthly	05-Apr-23	17-Apr-23	milligrams per litre (mg/L)		1.0
Monthly	03-May-23	10-May-23	milligrams per litre (mg/L)		0.7



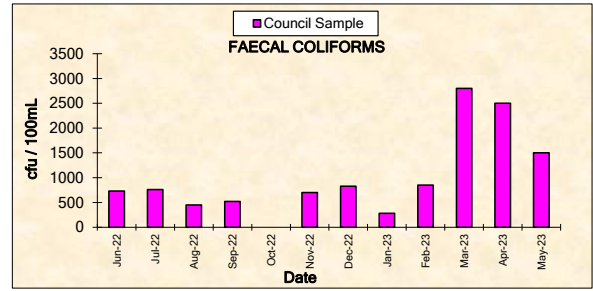
### TOTAL SUSPENDED SOLIDS

Frequency	Date Sample Obtained	Date Result Obtained	Unit of Measurement	EPA Limit	Council Sample
Monthly	01-Jun-22	09-Jun-22	milligrams per litre (mg/L)	MONITORING	2
Monthly	13-Jul-22	21-Jul-22	milligrams per litre (mg/L)		<1
Monthly	03-Aug-22	11-Aug-22	milligrams per litre (mg/L)		1
Monthly	07-Sep-22	15-Sep-22	milligrams per litre (mg/L)		2
Monthly	05-Oct-22	13-Oct-22	milligrams per litre (mg/L)		3
Monthly	02-Nov-22	11-Nov-22	milligrams per litre (mg/L)		<1
Monthly	07-Dec-22	15-Dec-22	milligrams per litre (mg/L)	CONDITION	2
Monthly	11-Jan-23	19-Jan-23	milligrams per litre (mg/L)		2
Monthly	01-Feb-23	09-Feb-23	milligrams per litre (mg/L)		2
Monthly	01-Mar-23	09-Mar-23	milligrams per litre (mg/L)		2
Monthly	05-Apr-23	17-Apr-23	milligrams per litre (mg/L)		2
Monthly	03-May-23	10-May-23	milligrams per litre (mg/L)		1



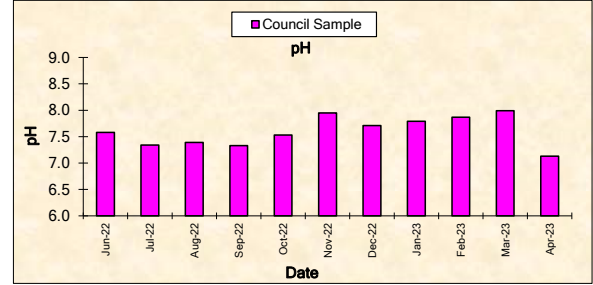
### FAECAL COLIFORMS

Frequency	Date Sample Obtained	Date Result Obtained	Unit of Measurement	EPA Limit	Council Sample
Monthly	01-Jun-22	09-Jun-22	colony forming units per 100 millilitres (cfu/100mL)	MONITORING	730
Monthly	13-Jul-22	21-Jul-22	colony forming units per 100 millilitres (cfu/100mL)		760
Monthly	03-Aug-22	11-Aug-22	colony forming units per 100 millilitres (cfu/100mL)		450
Monthly	07-Sep-22	15-Sep-22	colony forming units per 100 millilitres (cfu/100mL)		520
Monthly	05-Oct-22	13-Oct-22	colony forming units per 100 millilitres (cfu/100mL)		-120
Monthly	02-Nov-22	11-Nov-22	colony forming units per 100 millilitres (cfu/100mL)		700
Monthly	07-Dec-22	15-Dec-22	colony forming units per 100 millilitres (cfu/100mL)		830
Monthly	11-Jan-23	19-Jan-23	colony forming units per 100 millilitres (cfu/100mL)		280
Monthly	01-Feb-23	09-Feb-23	colony forming units per 100 millilitres (cfu/100mL)		850
Monthly	01-Mar-23	09-Mar-23	colony forming units per 100 millilitres (cfu/100mL)		2800
Monthly	05-Apr-23	17-Apr-23	colony forming units per 100 millilitres (cfu/100mL)		2500
Monthly	03-May-23	10-May-23	colony forming units per 100 millilitres (cfu/100mL)		1500



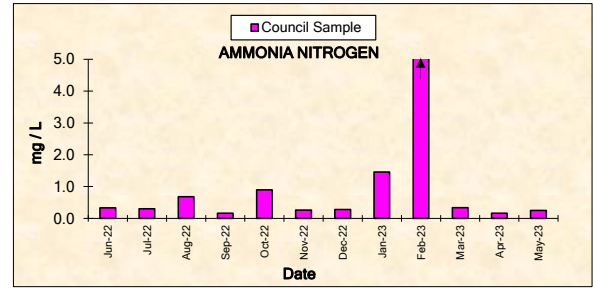
### pH

Frequency	Date Sample Obtained	Date Result Obtained	Unit of Measurement	EPA Limit	Council Sample
Monthly	01-Jun-22	09-Jun-22	pH	MONITORING	7.6
Monthly	13-Jul-22	21-Jul-22	pH		7.3
Monthly	03-Aug-22	11-Aug-22	pH		7.4
Monthly	07-Sep-22	15-Sep-22	pH		7.3
Monthly	05-Oct-22	13-Oct-22	pH		7.5
Monthly	02-Nov-22	11-Nov-22	pH		8.0
Monthly	07-Dec-22	15-Dec-22	pH		7.7
Monthly	11-Jan-23	19-Jan-23	pH		7.8
Monthly	01-Feb-23	09-Feb-23	pH		7.9
Monthly	01-Mar-23	09-Mar-23	pH		8.0
Monthly	05-Apr-23	17-Apr-23	pH		7.1
Monthly	03-May-23	10-May-23	pH		7.4



### AMMONIA NITROGEN

Frequency	Date Sample Obtained	Date Result Obtained	Unit of Measurement	EPA Limit	Council Sample
Monthly	01-Jun-22	09-Jun-22	milligrams per litre (mg/L)	MONITORING	0.33
Monthly	13-Jul-22	21-Jul-22	milligrams per litre (mg/L)		0.30
Monthly	03-Aug-22	11-Aug-22	milligrams per litre (mg/L)		0.68
Monthly	07-Sep-22	15-Sep-22	milligrams per litre (mg/L)		0.16
Monthly	05-Oct-22	13-Oct-22	milligrams per litre (mg/L)		0.90
Monthly	02-Nov-22	11-Nov-22	milligrams per litre (mg/L)		0.26
Monthly	07-Dec-22	15-Dec-22	milligrams per litre (mg/L)		0.28
Monthly	11-Jan-23	19-Jan-23	milligrams per litre (mg/L)		1.46
Monthly	01-Feb-23	09-Feb-23	milligrams per litre (mg/L)		6.49
Monthly	01-Mar-23	09-Mar-23	milligrams per litre (mg/L)		0.34
Monthly	05-Apr-23	17-Apr-23	milligrams per litre (mg/L)		0.16
Monthly	03-May-23	10-May-23	milligrams per litre (mg/L)		0.25



## Vincentia Wastewater Treatment Plant - Monitoring Summary

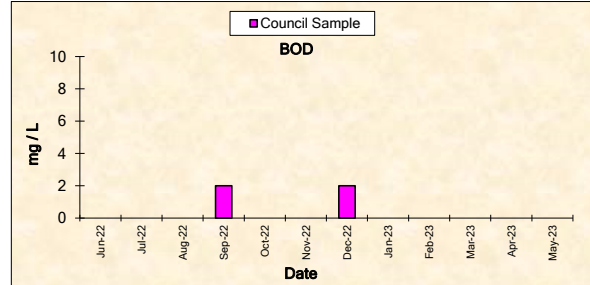
Licensee: Shoalhaven City Council, Shoalhaven Water, PO Box 42 Nowra 2541

Environment Protection Licence No. 2419

EPA ID No. 15

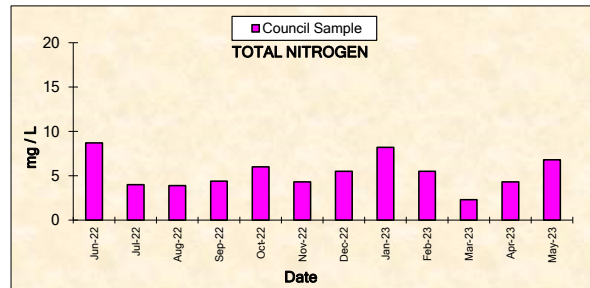
### BOD

Frequency	Date Sample Obtained	Date Result Obtained	Unit of Measurement	EPA Limit	Council Sample
Monthly	01-Jun-22	09-Jun-22	milligrams per litre (mg/L)	MONITORING	<2
Monthly	13-Jul-22	21-Jul-22	milligrams per litre (mg/L)		<2
Monthly	03-Aug-22	11-Aug-22	milligrams per litre (mg/L)		<2
Monthly	07-Sep-22	15-Sep-22	milligrams per litre (mg/L)	CONDITION	2
Monthly	05-Oct-22	13-Oct-22	milligrams per litre (mg/L)		<2
Monthly	02-Nov-22	11-Nov-22	milligrams per litre (mg/L)		<2
Monthly	07-Dec-22	15-Dec-22	milligrams per litre (mg/L)	MONITORING	2
Monthly	11-Jan-23	19-Jan-23	milligrams per litre (mg/L)		<2
Monthly	01-Feb-23	09-Feb-23	milligrams per litre (mg/L)		<2
Monthly	01-Mar-23	09-Mar-23	milligrams per litre (mg/L)	CONDITION	<2
Monthly	05-Apr-23	17-Apr-23	milligrams per litre (mg/L)		<2
Monthly	03-May-23	10-May-23	milligrams per litre (mg/L)		<2



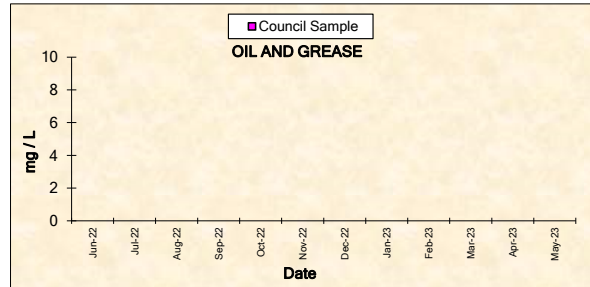
### TOTAL NITROGEN

Frequency	Date Sample Obtained	Date Result Obtained	Unit of Measurement	EPA Limit	Council Sample
Monthly	01-Jun-22	09-Jun-22	milligrams per litre (mg/L)	MONITORING	8.7
Monthly	13-Jul-22	21-Jul-22	milligrams per litre (mg/L)		4.0
Monthly	03-Aug-22	11-Aug-22	milligrams per litre (mg/L)		3.9
Monthly	07-Sep-22	15-Sep-22	milligrams per litre (mg/L)	CONDITION	4.4
Monthly	05-Oct-22	13-Oct-22	milligrams per litre (mg/L)		6.0
Monthly	02-Nov-22	11-Nov-22	milligrams per litre (mg/L)		4.3
Monthly	07-Dec-22	15-Dec-22	milligrams per litre (mg/L)	MONITORING	5.5
Monthly	11-Jan-23	19-Jan-23	milligrams per litre (mg/L)		8.2
Monthly	01-Feb-23	09-Feb-23	milligrams per litre (mg/L)		5.5
Monthly	01-Mar-23	09-Mar-23	milligrams per litre (mg/L)	CONDITION	2.3
Monthly	05-Apr-23	17-Apr-23	milligrams per litre (mg/L)		4.3
Monthly	03-May-23	10-May-23	milligrams per litre (mg/L)		6.8



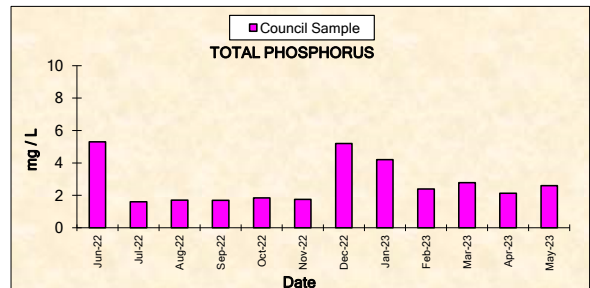
### OIL AND GREASE

Frequency	Date Sample Obtained	Date Result Obtained	Unit of Measurement	EPA Limit	Council Sample
Monthly	01-Jun-22	09-Jun-22	milligrams per litre (mg/L)	MONITORING	<1
Monthly	13-Jul-22	21-Jul-22	milligrams per litre (mg/L)		<1
Monthly	03-Aug-22	11-Aug-22	milligrams per litre (mg/L)		<1
Monthly	07-Sep-22	15-Sep-22	milligrams per litre (mg/L)	CONDITION	<1
Monthly	05-Oct-22	13-Oct-22	milligrams per litre (mg/L)		<1
Monthly	02-Nov-22	11-Nov-22	milligrams per litre (mg/L)		<1
Monthly	07-Dec-22	15-Dec-22	milligrams per litre (mg/L)	MONITORING	<1
Monthly	11-Jan-23	19-Jan-23	milligrams per litre (mg/L)		<1
Monthly	01-Feb-23	09-Feb-23	milligrams per litre (mg/L)		<1
Monthly	01-Mar-23	09-Mar-23	milligrams per litre (mg/L)	CONDITION	<1
Monthly	05-Apr-23	17-Apr-23	milligrams per litre (mg/L)		<1
Monthly	03-May-23	10-May-23	milligrams per litre (mg/L)		<1



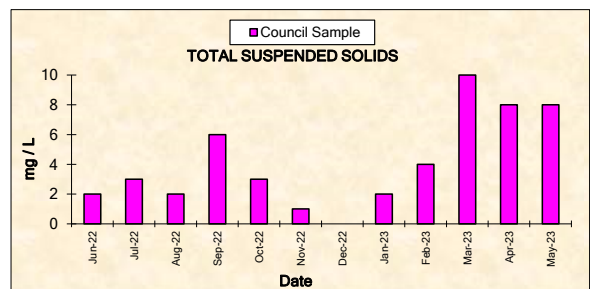
### TOTAL PHOSPHORUS

Frequency	Date Sample Obtained	Date Result Obtained	Unit of Measurement	EPA Limit	Council Sample
Monthly	01-Jun-22	09-Jun-22	milligrams per litre (mg/L)	MONITORING	5.3
Monthly	13-Jul-22	21-Jul-22	milligrams per litre (mg/L)		1.6
Monthly	03-Aug-22	11-Aug-22	milligrams per litre (mg/L)		1.7
Monthly	07-Sep-22	15-Sep-22	milligrams per litre (mg/L)	CONDITION	1.7
Monthly	05-Oct-22	13-Oct-22	milligrams per litre (mg/L)		1.8
Monthly	02-Nov-22	11-Nov-22	milligrams per litre (mg/L)		1.8
Monthly	07-Dec-22	15-Dec-22	milligrams per litre (mg/L)	MONITORING	5.2
Monthly	11-Jan-23	19-Jan-23	milligrams per litre (mg/L)		4.2
Monthly	01-Feb-23	09-Feb-23	milligrams per litre (mg/L)		2.4
Monthly	01-Mar-23	09-Mar-23	milligrams per litre (mg/L)	CONDITION	2.8
Monthly	05-Apr-23	17-Apr-23	milligrams per litre (mg/L)		2.1
Monthly	03-May-23	10-May-23	milligrams per litre (mg/L)		2.6



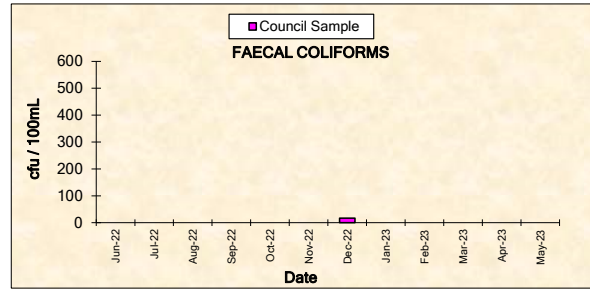
### TOTAL SUSPENDED SOLIDS

Frequency	Date Sample Obtained	Date Result Obtained	Unit of Measurement	EPA Limit	Council Sample
Monthly	01-Jun-22	09-Jun-22	milligrams per litre (mg/L)	MONITORING	2
Monthly	13-Jul-22	21-Jul-22	milligrams per litre (mg/L)		3
Monthly	03-Aug-22	11-Aug-22	milligrams per litre (mg/L)		2
Monthly	07-Sep-22	15-Sep-22	milligrams per litre (mg/L)	CONDITION	6
Monthly	05-Oct-22	13-Oct-22	milligrams per litre (mg/L)		3
Monthly	02-Nov-22	11-Nov-22	milligrams per litre (mg/L)		1
Monthly	07-Dec-22	15-Dec-22	milligrams per litre (mg/L)	MONITORING	<1
Monthly	11-Jan-23	19-Jan-23	milligrams per litre (mg/L)		2
Monthly	01-Feb-23	09-Feb-23	milligrams per litre (mg/L)		4
Monthly	01-Mar-23	09-Mar-23	milligrams per litre (mg/L)	CONDITION	10
Monthly	05-Apr-23	17-Apr-23	milligrams per litre (mg/L)		8
Monthly	03-May-23	10-May-23	milligrams per litre (mg/L)		8



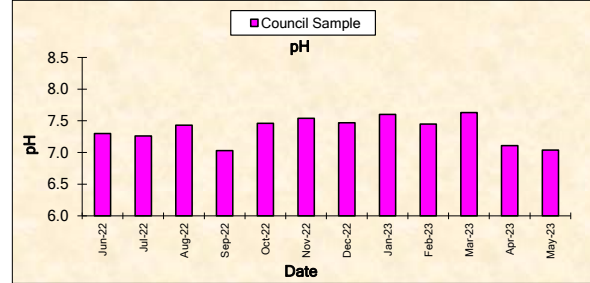
## FAECAL COLIFORMS

Frequency	Date Sample Obtained	Date Result Obtained	Unit of Measurement	EPA Limit	Council Sample
Monthly	01-Jun-22	09-Jun-22	colony forming units per 100 millilitres (cfu/100mL)		<1
Monthly	13-Jul-22	21-Jul-22	colony forming units per 100 millilitres (cfu/100mL)		<1
Monthly	03-Aug-22	11-Aug-22	colony forming units per 100 millilitres (cfu/100mL)		<1
Monthly	07-Sep-22	15-Sep-22	colony forming units per 100 millilitres (cfu/100mL)	MONITORING	<1
Monthly	05-Oct-22	13-Oct-22	colony forming units per 100 millilitres (cfu/100mL)		<1
Monthly	02-Nov-22	11-Nov-22	colony forming units per 100 millilitres (cfu/100mL)		<1
Monthly	07-Dec-22	15-Dec-22	colony forming units per 100 millilitres (cfu/100mL)	CONDITION	17
Monthly	11-Jan-23	19-Jan-23	colony forming units per 100 millilitres (cfu/100mL)		<1
Monthly	01-Feb-23	09-Feb-23	colony forming units per 100 millilitres (cfu/100mL)		<1
Monthly	01-Mar-23	09-Mar-23	colony forming units per 100 millilitres (cfu/100mL)		<1
Monthly	05-Apr-23	17-Apr-23	colony forming units per 100 millilitres (cfu/100mL)		<1
Monthly	03-May-23	10-May-23	colony forming units per 100 millilitres (cfu/100mL)		<1



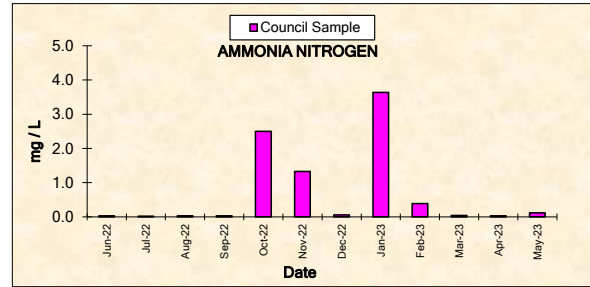
## pH

Frequency	Date Sample Obtained	Date Result Obtained	Unit of Measurement	EPA Limit	Council Sample
Monthly	01-Jun-22	09-Jun-22	pH		7.3
Monthly	13-Jul-22	21-Jul-22	pH		7.3
Monthly	03-Aug-22	11-Aug-22	pH		7.4
Monthly	07-Sep-22	15-Sep-22	pH	MONITORING	7.0
Monthly	05-Oct-22	13-Oct-22	pH		7.5
Monthly	02-Nov-22	11-Nov-22	pH		7.5
Monthly	07-Dec-22	15-Dec-22	pH	CONDITION	7.5
Monthly	11-Jan-23	19-Jan-23	pH		7.6
Monthly	01-Feb-23	09-Feb-23	pH		7.5
Monthly	01-Mar-23	09-Mar-23	pH		7.6
Monthly	05-Apr-23	17-Apr-23	pH		7.1
Monthly	03-May-23	10-May-23	pH		7.0



## AMMONIA NITROGEN

Frequency	Date Sample Obtained	Date Result Obtained	Unit of Measurement	EPA Limit	Council Sample
Monthly	01-Jun-22	09-Jun-22	milligrams per litre (mg/L)		0.03
Monthly	13-Jul-22	21-Jul-22	milligrams per litre (mg/L)		0.02
Monthly	03-Aug-22	11-Aug-22	milligrams per litre (mg/L)		0.03
Monthly	07-Sep-22	15-Sep-22	milligrams per litre (mg/L)	MONITORING	0.03
Monthly	05-Oct-22	13-Oct-22	milligrams per litre (mg/L)		2.50
Monthly	02-Nov-22	11-Nov-22	milligrams per litre (mg/L)		1.33
Monthly	07-Dec-22	15-Dec-22	milligrams per litre (mg/L)	CONDITION	0.06
Monthly	11-Jan-23	19-Jan-23	milligrams per litre (mg/L)		3.64
Monthly	01-Feb-23	09-Feb-23	milligrams per litre (mg/L)		0.39
Monthly	01-Mar-23	09-Mar-23	milligrams per litre (mg/L)		0.04
Monthly	05-Apr-23	17-Apr-23	milligrams per litre (mg/L)		0.03
Monthly	03-May-23	10-May-23	milligrams per litre (mg/L)		0.12





### Culburra Wastewater Treatment Plant - Monitoring Summary


Licensee: Shoalhaven City Council, Shoalhaven Water, PO Box 42 Nowra 2541

Environment Protection Licence No. 2419

EPA ID No. 16

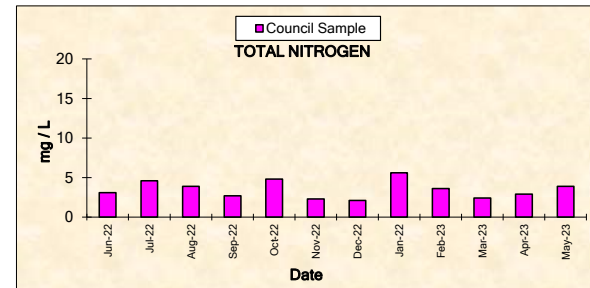
#### BOD

Frequency	Date Sample Obtained	Date Result Obtained	Unit of Measurement	EPA Limit	Council Sample
Monthly	01-Jun-22	09-Jun-22	milligrams per litre (mg/L)	MONITORING	<2
Monthly	13-Jul-22	21-Jul-22	milligrams per litre (mg/L)		<2
Monthly	03-Aug-22	11-Aug-22	milligrams per litre (mg/L)		<2
Monthly	07-Sep-22	15-Sep-22	milligrams per litre (mg/L)		<2
Monthly	05-Oct-22	13-Oct-22	milligrams per litre (mg/L)		<2
Monthly	02-Nov-22	11-Nov-22	milligrams per litre (mg/L)		<2
Monthly	07-Dec-22	15-Dec-22	milligrams per litre (mg/L)	CONDITION	<2
Monthly	09-Jan-22	17-Jan-23	milligrams per litre (mg/L)		<2
Monthly	01-Feb-23	09-Feb-23	milligrams per litre (mg/L)		<2
Monthly	01-Mar-23	09-Mar-23	milligrams per litre (mg/L)		<2
Monthly	05-Apr-23	17-Apr-23	milligrams per litre (mg/L)		<2
Monthly	03-May-23	10-May-23	milligrams per litre (mg/L)		2



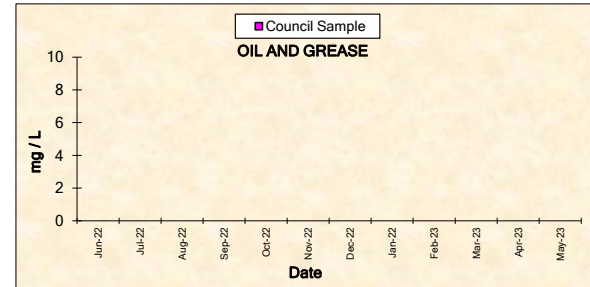
#### TOTAL NITROGEN

Frequency	Date Sample Obtained	Date Result Obtained	Unit of Measurement	EPA Limit	Council Sample
Monthly	01-Jun-22	09-Jun-22	milligrams per litre (mg/L)	MONITORING	3.1
Monthly	13-Jul-22	21-Jul-22	milligrams per litre (mg/L)		4.6
Monthly	03-Aug-22	11-Aug-22	milligrams per litre (mg/L)		3.9
Monthly	07-Sep-22	15-Sep-22	milligrams per litre (mg/L)		2.7
Monthly	05-Oct-22	13-Oct-22	milligrams per litre (mg/L)		4.8
Monthly	02-Nov-22	11-Nov-22	milligrams per litre (mg/L)		2.3
Monthly	07-Dec-22	15-Dec-22	milligrams per litre (mg/L)	CONDITION	2.1
Monthly	09-Jan-22	17-Jan-23	milligrams per litre (mg/L)		5.6
Monthly	01-Feb-23	09-Feb-23	milligrams per litre (mg/L)		3.6
Monthly	01-Mar-23	09-Mar-23	milligrams per litre (mg/L)		2.4
Monthly	05-Apr-23	17-Apr-23	milligrams per litre (mg/L)		2.9
Monthly	03-May-23	10-May-23	milligrams per litre (mg/L)		3.9



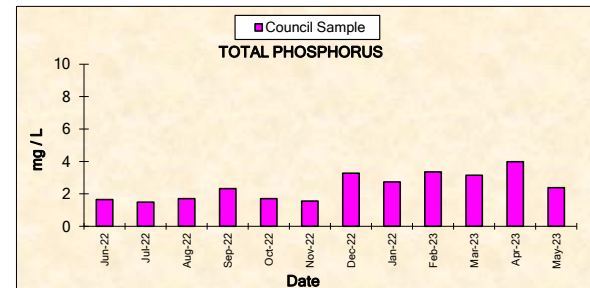
#### OIL AND GREASE

Frequency	Date Sample Obtained	Date Result Obtained	Unit of Measurement	EPA Limit	Council Sample
Monthly	01-Jun-22	09-Jun-22	milligrams per litre (mg/L)	MONITORING	<1
Monthly	13-Jul-22	21-Jul-22	milligrams per litre (mg/L)		<1
Monthly	03-Aug-22	11-Aug-22	milligrams per litre (mg/L)		<1
Monthly	07-Sep-22	15-Sep-22	milligrams per litre (mg/L)		<1
Monthly	05-Oct-22	13-Oct-22	milligrams per litre (mg/L)		<1
Monthly	02-Nov-22	11-Nov-22	milligrams per litre (mg/L)		<1
Monthly	07-Dec-22	15-Dec-22	milligrams per litre (mg/L)	CONDITION	<1
Monthly	09-Jan-22	17-Jan-23	milligrams per litre (mg/L)		<1
Monthly	01-Feb-23	09-Feb-23	milligrams per litre (mg/L)		<1
Monthly	01-Mar-23	09-Mar-23	milligrams per litre (mg/L)		<1
Monthly	05-Apr-23	17-Apr-23	milligrams per litre (mg/L)		<1
Monthly	03-May-23	10-May-23	milligrams per litre (mg/L)		<1



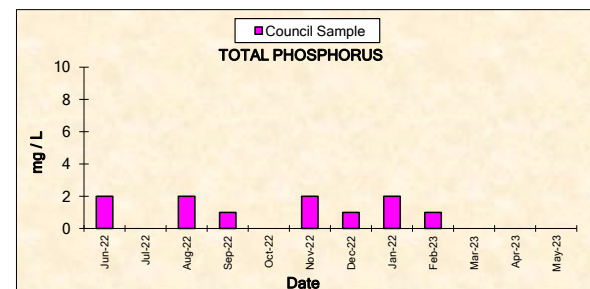
#### TOTAL PHOSPHORUS

Frequency	Date Sample Obtained	Date Result Obtained	Unit of Measurement	EPA Limit	Council Sample
Monthly	01-Jun-22	09-Jun-22	milligrams per litre (mg/L)	MONITORING	1.7
Monthly	13-Jul-22	21-Jul-22	milligrams per litre (mg/L)		1.5
Monthly	03-Aug-22	11-Aug-22	milligrams per litre (mg/L)		1.7
Monthly	07-Sep-22	15-Sep-22	milligrams per litre (mg/L)		2.3
Monthly	05-Oct-22	13-Oct-22	milligrams per litre (mg/L)		1.7
Monthly	02-Nov-22	11-Nov-22	milligrams per litre (mg/L)		1.6
Monthly	07-Dec-22	15-Dec-22	milligrams per litre (mg/L)	CONDITION	3.3
Monthly	09-Jan-22	17-Jan-23	milligrams per litre (mg/L)		2.7
Monthly	01-Feb-23	09-Feb-23	milligrams per litre (mg/L)		3.4
Monthly	01-Mar-23	09-Mar-23	milligrams per litre (mg/L)		3.2
Monthly	05-Apr-23	17-Apr-23	milligrams per litre (mg/L)		4.0
Monthly	03-May-23	10-May-23	milligrams per litre (mg/L)		2.4



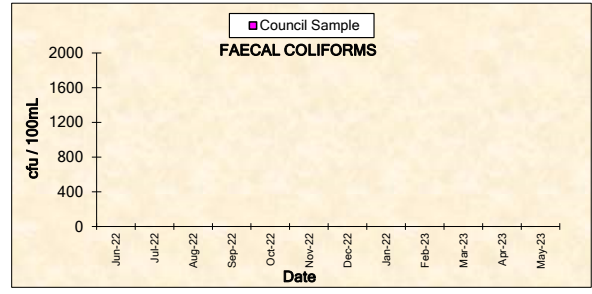
#### TOTAL SUSPENDED SOLIDS

Frequency	Date Sample Obtained	Date Result Obtained	Unit of Measurement	EPA Limit	Council Sample
Monthly	01-Jun-22	09-Jun-22	milligrams per litre (mg/L)	MONITORING	2
Monthly	13-Jul-22	21-Jul-22	milligrams per litre (mg/L)		<1
Monthly	03-Aug-22	11-Aug-22	milligrams per litre (mg/L)		2
Monthly	07-Sep-22	15-Sep-22	milligrams per litre (mg/L)		1
Monthly	05-Oct-22	13-Oct-22	milligrams per litre (mg/L)		<1
Monthly	02-Nov-22	11-Nov-22	milligrams per litre (mg/L)		2
Monthly	07-Dec-22	15-Dec-22	milligrams per litre (mg/L)	CONDITION	1
Monthly	09-Jan-22	17-Jan-23	milligrams per litre (mg/L)		2
Monthly	01-Feb-23	09-Feb-23	milligrams per litre (mg/L)		1
Monthly	01-Mar-23	09-Mar-23	milligrams per litre (mg/L)		<1
Monthly	05-Apr-23	17-Apr-23	milligrams per litre (mg/L)		<1
Monthly	03-May-23	10-May-23	milligrams per litre (mg/L)		<1



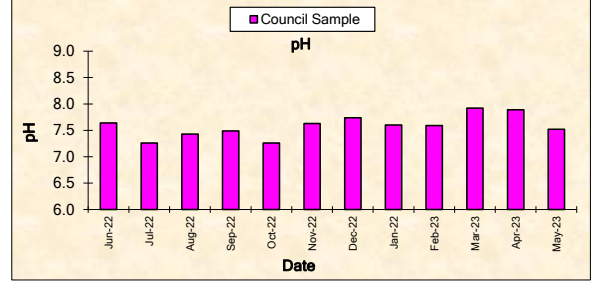
**FAECAL COLIFORMS**

Frequency	Date Sample Obtained	Date Result Obtained	Unit of Measurement	EPA Limit	Council Sample
Monthly	01-Jun-22	09-Jun-22	colony forming units per 100 millilitres (cfu/100mL)	MONITORING	<1
Monthly	13-Jul-22	21-Jul-22	colony forming units per 100 millilitres (cfu/100mL)		<1
Monthly	03-Aug-22	11-Aug-22	colony forming units per 100 millilitres (cfu/100mL)		<1
Monthly	07-Sep-22	15-Sep-22	colony forming units per 100 millilitres (cfu/100mL)		<1
Monthly	05-Oct-22	13-Oct-22	colony forming units per 100 millilitres (cfu/100mL)		<1
Monthly	02-Nov-22	11-Nov-22	colony forming units per 100 millilitres (cfu/100mL)		<1
Monthly	07-Dec-22	15-Dec-22	colony forming units per 100 millilitres (cfu/100mL)		<1
Monthly	09-Jan-22	17-Jan-23	colony forming units per 100 millilitres (cfu/100mL)		~1
Monthly	01-Feb-23	09-Feb-23	colony forming units per 100 millilitres (cfu/100mL)		<1
Monthly	01-Mar-23	09-Mar-23	colony forming units per 100 millilitres (cfu/100mL)		~1
Monthly	05-Apr-23	17-Apr-23	colony forming units per 100 millilitres (cfu/100mL)		~2
Monthly	03-May-23	10-May-23	colony forming units per 100 millilitres (cfu/100mL)		<1



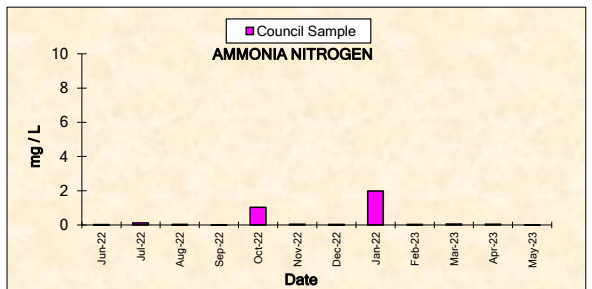
**pH**

Frequency	Date Sample Obtained	Date Result Obtained	Unit of Measurement	EPA Limit	Council Sample
Monthly	01-Jun-22	09-Jun-22	pH	MONITORING	7.6
Monthly	13-Jul-22	21-Jul-22	pH		7.3
Monthly	03-Aug-22	11-Aug-22	pH		7.4
Monthly	07-Sep-22	15-Sep-22	pH		7.5
Monthly	05-Oct-22	13-Oct-22	pH		7.3
Monthly	02-Nov-22	11-Nov-22	pH		7.6
Monthly	07-Dec-22	15-Dec-22	pH		7.7
Monthly	09-Jan-22	17-Jan-23	pH		7.6
Monthly	01-Feb-23	09-Feb-23	pH		7.6
Monthly	01-Mar-23	09-Mar-23	pH		7.9
Monthly	05-Apr-23	17-Apr-23	pH		7.9
Monthly	03-May-23	10-May-23	pH		7.5



**AMMONIA NITROGEN**

Frequency	Date Sample Obtained	Date Result Obtained	Unit of Measurement	EPA Limit	Council Sample
Monthly	01-Jun-22	09-Jun-22	milligrams per litre (mg/L)	MONITORING	0.02
Monthly	13-Jul-22	21-Jul-22	milligrams per litre (mg/L)		0.12
Monthly	03-Aug-22	11-Aug-22	milligrams per litre (mg/L)		0.03
Monthly	07-Sep-22	15-Sep-22	milligrams per litre (mg/L)		0.01
Monthly	05-Oct-22	13-Oct-22	milligrams per litre (mg/L)		1.03
Monthly	02-Nov-22	11-Nov-22	milligrams per litre (mg/L)		0.04
Monthly	07-Dec-22	15-Dec-22	milligrams per litre (mg/L)		0.03
Monthly	09-Jan-22	17-Jan-23	milligrams per litre (mg/L)		1.99
Monthly	01-Feb-23	09-Feb-23	milligrams per litre (mg/L)		0.03
Monthly	01-Mar-23	09-Mar-23	milligrams per litre (mg/L)		0.05
Monthly	05-Apr-23	17-Apr-23	milligrams per litre (mg/L)		0.04
Monthly	03-May-23	10-May-23	milligrams per litre (mg/L)		0.01



## Callala Wastewater Treatment Plant - Monitoring Summary


Licensee: Shoalhaven City Council, Shoalhaven Water, PO Box 42 Nowra 2541

Environment Protection Licence No. 2419

EPA ID No. 17

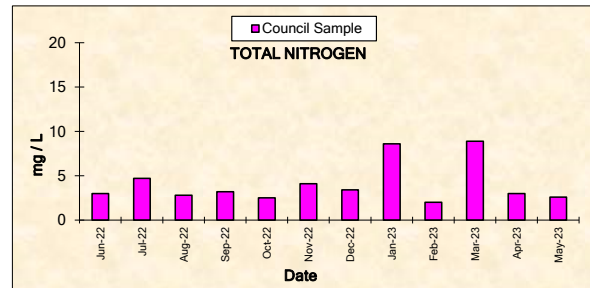
### BOD

Frequency	Date Sample Obtained	Date Result Obtained	Unit of Measurement	EPA Limit	Council Sample	
Monthly	01-Jun-22	09-Jun-22	milligrams per litre (mg/L)	MONITORING	<2	
Monthly	13-Jul-22	21-Jul-22	milligrams per litre (mg/L)		2	
Monthly	03-Aug-22	11-Aug-22	milligrams per litre (mg/L)		<2	
Monthly	07-Sep-22	15-Sep-22	milligrams per litre (mg/L)		<2	
Monthly	05-Oct-22	13-Oct-22	milligrams per litre (mg/L)		<2	
Monthly	02-Nov-22	11-Nov-22	milligrams per litre (mg/L)		<2	
Monthly	07-Dec-22	15-Dec-22	milligrams per litre (mg/L)		CONDITIONS	<2
Monthly	09-Jan-23	17-Jan-23	milligrams per litre (mg/L)			<2
Monthly	01-Feb-23	09-Feb-23	milligrams per litre (mg/L)			<2
Monthly	01-Mar-23	09-Mar-23	milligrams per litre (mg/L)			<2
Monthly	05-Apr-23	17-Apr-23	milligrams per litre (mg/L)			<2
Monthly	03-May-23	10-May-23	milligrams per litre (mg/L)			3



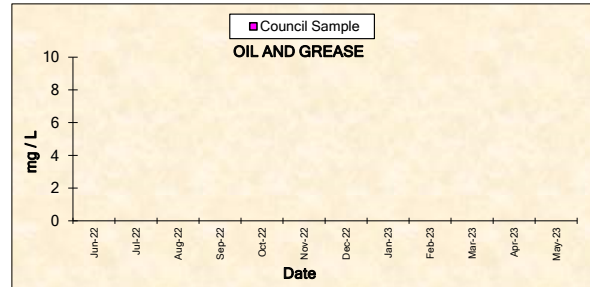
### TOTAL NITROGEN

Frequency	Date Sample Obtained	Date Result Obtained	Unit of Measurement	EPA Limit	Council Sample
Monthly	01-Jun-22	09-Jun-22	milligrams per litre (mg/L)	MONITORING	3.0
Monthly	13-Jul-22	21-Jul-22	milligrams per litre (mg/L)		4.7
Monthly	03-Aug-22	11-Aug-22	milligrams per litre (mg/L)		2.8
Monthly	07-Sep-22	15-Sep-22	milligrams per litre (mg/L)		3.2
Monthly	05-Oct-22	13-Oct-22	milligrams per litre (mg/L)		2.5
Monthly	02-Nov-22	11-Nov-22	milligrams per litre (mg/L)	CONDITIONS	4.1
Monthly	07-Dec-22	15-Dec-22	milligrams per litre (mg/L)		3.4
Monthly	09-Jan-23	17-Jan-23	milligrams per litre (mg/L)		8.6
Monthly	01-Feb-23	09-Feb-23	milligrams per litre (mg/L)		2.0
Monthly	01-Mar-23	09-Mar-23	milligrams per litre (mg/L)		8.9
Monthly	05-Apr-23	17-Apr-23	milligrams per litre (mg/L)		3.0
Monthly	03-May-23	10-May-23	milligrams per litre (mg/L)		2.6



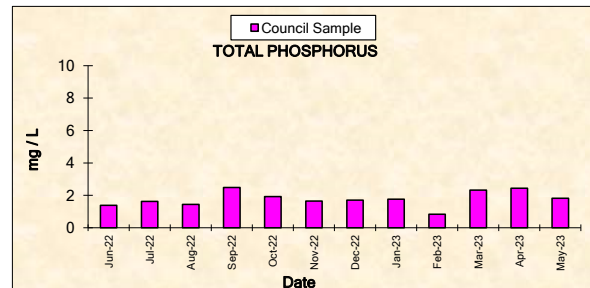
### OIL AND GREASE

Frequency	Date Sample Obtained	Date Result Obtained	Unit of Measurement	EPA Limit	Council Sample
Monthly	01-Jun-22	09-Jun-22	milligrams per litre (mg/L)	MONITORING	<1
Monthly	13-Jul-22	21-Jul-22	milligrams per litre (mg/L)		<1
Monthly	03-Aug-22	11-Aug-22	milligrams per litre (mg/L)		<1
Monthly	07-Sep-22	15-Sep-22	milligrams per litre (mg/L)		<1
Monthly	05-Oct-22	13-Oct-22	milligrams per litre (mg/L)		<1
Monthly	02-Nov-22	11-Nov-22	milligrams per litre (mg/L)	CONDITIONS	<1
Monthly	07-Dec-22	15-Dec-22	milligrams per litre (mg/L)		<1
Monthly	09-Jan-23	17-Jan-23	milligrams per litre (mg/L)		<1
Monthly	01-Feb-23	09-Feb-23	milligrams per litre (mg/L)		<1
Monthly	01-Mar-23	09-Mar-23	milligrams per litre (mg/L)		<1
Monthly	05-Apr-23	17-Apr-23	milligrams per litre (mg/L)		<1
Monthly	03-May-23	10-May-23	milligrams per litre (mg/L)		<1



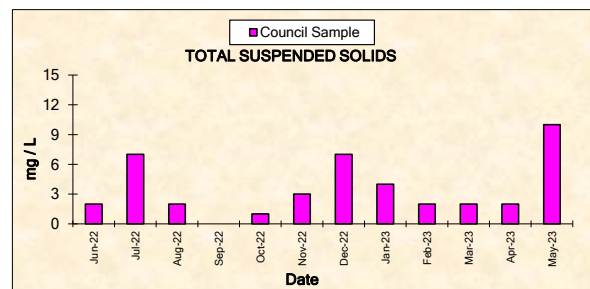
### TOTAL PHOSPHORUS

Frequency	Date Sample Obtained	Date Result Obtained	Unit of Measurement	EPA Limit	Council Sample
Monthly	01-Jun-22	09-Jun-22	milligrams per litre (mg/L)	MONITORING	1.4
Monthly	13-Jul-22	21-Jul-22	milligrams per litre (mg/L)		1.6
Monthly	03-Aug-22	11-Aug-22	milligrams per litre (mg/L)		1.4
Monthly	07-Sep-22	15-Sep-22	milligrams per litre (mg/L)		2.5
Monthly	05-Oct-22	13-Oct-22	milligrams per litre (mg/L)		1.9
Monthly	02-Nov-22	11-Nov-22	milligrams per litre (mg/L)	CONDITIONS	1.7
Monthly	07-Dec-22	15-Dec-22	milligrams per litre (mg/L)		1.7
Monthly	09-Jan-23	17-Jan-23	milligrams per litre (mg/L)		1.8
Monthly	01-Feb-23	09-Feb-23	milligrams per litre (mg/L)		0.8
Monthly	01-Mar-23	09-Mar-23	milligrams per litre (mg/L)		2.3
Monthly	05-Apr-23	17-Apr-23	milligrams per litre (mg/L)		2.4
Monthly	03-May-23	10-May-23	milligrams per litre (mg/L)		1.8



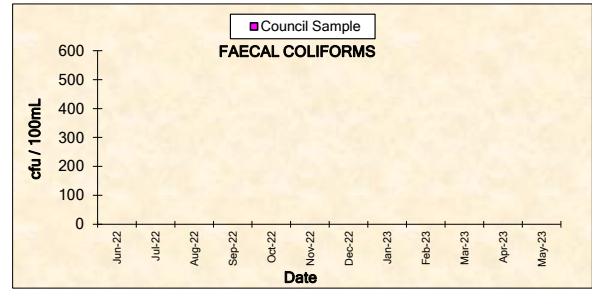
### TOTAL SUSPENDED SOLIDS

Frequency	Date Sample Obtained	Date Result Obtained	Unit of Measurement	EPA Limit	Council Sample
Monthly	01-Jun-22	09-Jun-22	milligrams per litre (mg/L)	MONITORING	2
Monthly	13-Jul-22	21-Jul-22	milligrams per litre (mg/L)		7
Monthly	03-Aug-22	11-Aug-22	milligrams per litre (mg/L)		2
Monthly	07-Sep-22	15-Sep-22	milligrams per litre (mg/L)		<1
Monthly	05-Oct-22	13-Oct-22	milligrams per litre (mg/L)		1
Monthly	02-Nov-22	11-Nov-22	milligrams per litre (mg/L)	CONDITIONS	3
Monthly	07-Dec-22	15-Dec-22	milligrams per litre (mg/L)		7
Monthly	09-Jan-23	17-Jan-23	milligrams per litre (mg/L)		4
Monthly	01-Feb-23	09-Feb-23	milligrams per litre (mg/L)		2
Monthly	01-Mar-23	09-Mar-23	milligrams per litre (mg/L)		2
Monthly	05-Apr-23	17-Apr-23	milligrams per litre (mg/L)		2
Monthly	03-May-23	10-May-23	milligrams per litre (mg/L)		10



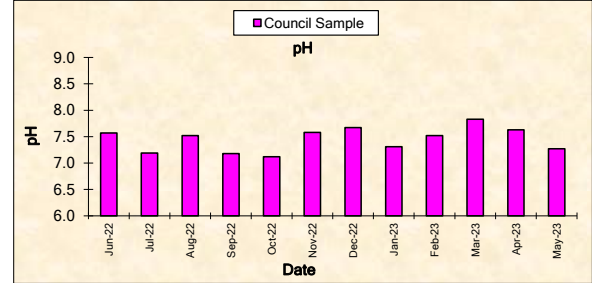
## FAECAL COLIFORMS

Frequency	Date Sample Obtained	Date Result Obtained	Unit of Measurement	EPA Limit	Council Sample	
Monthly	01-Jun-22	09-Jun-22	colony forming units per 100 millilitres (cfu/100mL)	MONITORING	<1	
Monthly	13-Jul-22	21-Jul-22	colony forming units per 100 millilitres (cfu/100mL)		<1	
Monthly	03-Aug-22	11-Aug-22	colony forming units per 100 millilitres (cfu/100mL)		<1	
Monthly	07-Sep-22	15-Sep-22	colony forming units per 100 millilitres (cfu/100mL)		<1	
Monthly	05-Oct-22	13-Oct-22	colony forming units per 100 millilitres (cfu/100mL)		<1	
Monthly	02-Nov-22	11-Nov-22	colony forming units per 100 millilitres (cfu/100mL)		<1	
Monthly	07-Dec-22	15-Dec-22	colony forming units per 100 millilitres (cfu/100mL)		CONDITIONS	<1
Monthly	09-Jan-23	17-Jan-23	colony forming units per 100 millilitres (cfu/100mL)			<1
Monthly	01-Feb-23	09-Feb-23	colony forming units per 100 millilitres (cfu/100mL)			~7
Monthly	01-Mar-23	09-Mar-23	colony forming units per 100 millilitres (cfu/100mL)			<1
Monthly	05-Apr-23	17-Apr-23	colony forming units per 100 millilitres (cfu/100mL)			<1
Monthly	03-May-23	10-May-23	colony forming units per 100 millilitres (cfu/100mL)			<1



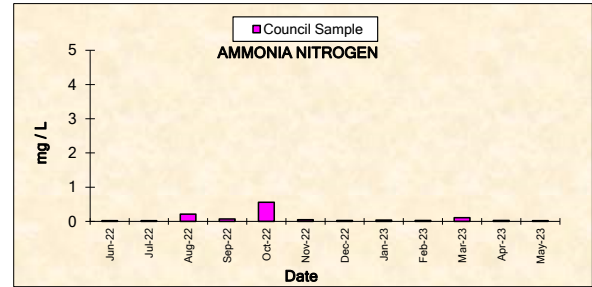
## pH

Frequency	Date Sample Obtained	Date Result Obtained	Unit of Measurement	EPA Limit	Council Sample
Monthly	01-Jun-22	09-Jun-22	pH	MONITORING	7.6
Monthly	13-Jul-22	21-Jul-22	pH		7.2
Monthly	03-Aug-22	11-Aug-22	pH		7.5
Monthly	07-Sep-22	15-Sep-22	pH		7.2
Monthly	05-Oct-22	13-Oct-22	pH		7.1
Monthly	02-Nov-22	11-Nov-22	pH		7.6
Monthly	07-Dec-22	15-Dec-22	pH	CONDITIONS	7.7
Monthly	09-Jan-23	17-Jan-23	pH		7.3
Monthly	01-Feb-23	09-Feb-23	pH		7.5
Monthly	01-Mar-23	09-Mar-23	pH		7.8
Monthly	05-Apr-23	17-Apr-23	pH		7.6
Monthly	03-May-23	10-May-23	pH		7.3



## AMMONIA NITROGEN

Frequency	Date Sample Obtained	Date Result Obtained	Unit of Measurement	EPA Limit	Council Sample
Monthly	01-Jun-22	09-Jun-22	milligrams per litre (mg/L)	MONITORING	0.02
Monthly	13-Jul-22	21-Jul-22	milligrams per litre (mg/L)		0.02
Monthly	03-Aug-22	11-Aug-22	milligrams per litre (mg/L)		0.21
Monthly	07-Sep-22	15-Sep-22	milligrams per litre (mg/L)		0.07
Monthly	05-Oct-22	13-Oct-22	milligrams per litre (mg/L)		0.56
Monthly	02-Nov-22	11-Nov-22	milligrams per litre (mg/L)		0.05
Monthly	07-Dec-22	15-Dec-22	milligrams per litre (mg/L)	CONDITIONS	0.03
Monthly	09-Jan-23	17-Jan-23	milligrams per litre (mg/L)		0.04
Monthly	01-Feb-23	09-Feb-23	milligrams per litre (mg/L)		0.03
Monthly	01-Mar-23	09-Mar-23	milligrams per litre (mg/L)		0.11
Monthly	05-Apr-23	17-Apr-23	milligrams per litre (mg/L)		0.03
Monthly	03-May-23	10-May-23	milligrams per litre (mg/L)		0.02



## REMS Supply to Farms - Monitoring Summary

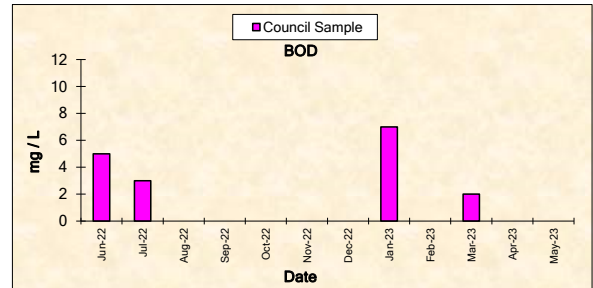
Licensee: Shoalhaven City Council, Shoalhaven Water, PO Box 42 Nowra 2541

Environment Protection Licence No. 2419

EPA ID No. 24

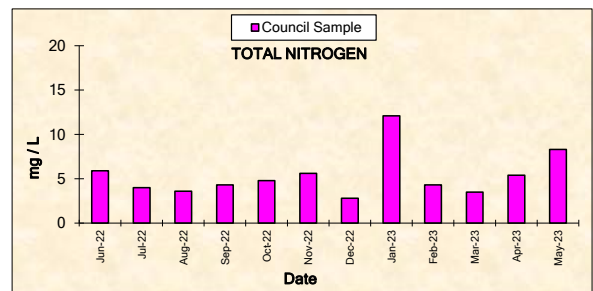
### BOD

Frequency	Date Sample Obtained	Date Result Obtained	Unit of Measurement	EPA Limit	Council Sample
Monthly	01-Jun-22	09-Jun-22	milligrams per litre (mg/L)	MONITORING	5
Monthly	13-Jul-22	21-Jul-22	milligrams per litre (mg/L)		3
Monthly	17-Aug-22	25-Aug-22	milligrams per litre (mg/L)		<2
Monthly	07-Sep-22	15-Sep-22	milligrams per litre (mg/L)		<2
Monthly	05-Oct-22	13-Oct-22	milligrams per litre (mg/L)		<2
Monthly	02-Nov-22	11-Nov-22	milligrams per litre (mg/L)		<2
Monthly	07-Dec-22	15-Dec-22	milligrams per litre (mg/L)		<2
Monthly	09-Jan-23	17-Jan-23	milligrams per litre (mg/L)		7
Monthly	01-Feb-23	09-Feb-23	milligrams per litre (mg/L)		<2
Monthly	01-Mar-23	09-Mar-23	milligrams per litre (mg/L)		2
Monthly	05-Apr-23	17-Apr-23	milligrams per litre (mg/L)		<2
Monthly	03-May-23	10-May-23	milligrams per litre (mg/L)		<2



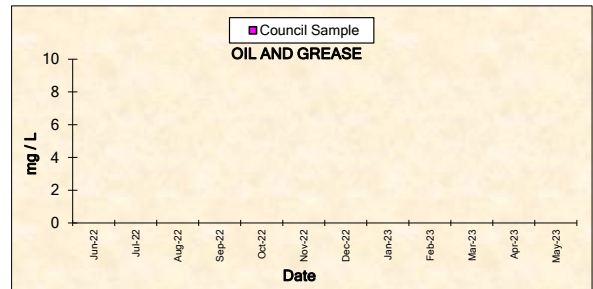
### TOTAL NITROGEN

Frequency	Date Sample Obtained	Date Result Obtained	Unit of Measurement	EPA Limit	Council Sample	
Monthly	01-Jun-22	09-Jun-22	milligrams per litre (mg/L)	MONITORING	5.9	
Monthly	13-Jul-22	21-Jul-22	milligrams per litre (mg/L)		4.0	
Monthly	17-Aug-22	25-Aug-22	milligrams per litre (mg/L)		3.6	
Monthly	07-Sep-22	15-Sep-22	milligrams per litre (mg/L)		4.3	
Monthly	05-Oct-22	13-Oct-22	milligrams per litre (mg/L)		4.8	
Monthly	02-Nov-22	11-Nov-22	milligrams per litre (mg/L)		5.6	
Monthly	07-Dec-22	15-Dec-22	milligrams per litre (mg/L)		CONDITION	2.8
Monthly	09-Jan-23	17-Jan-23	milligrams per litre (mg/L)			12.1
Monthly	01-Feb-23	09-Feb-23	milligrams per litre (mg/L)			4.3
Monthly	01-Mar-23	09-Mar-23	milligrams per litre (mg/L)			3.5
Monthly	05-Apr-23	17-Apr-23	milligrams per litre (mg/L)			5.4
Monthly	03-May-23	10-May-23	milligrams per litre (mg/L)			8.3



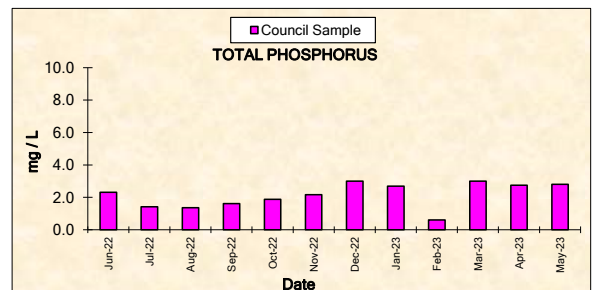
### OIL AND GREASE

Frequency	Date Sample Obtained	Date Result Obtained	Unit of Measurement	EPA Limit	Council Sample	
Monthly	01-Jun-22	09-Jun-22	milligrams per litre (mg/L)	MONITORING	<1	
Monthly	13-Jul-22	21-Jul-22	milligrams per litre (mg/L)		<1	
Monthly	17-Aug-22	25-Aug-22	milligrams per litre (mg/L)		<1	
Monthly	07-Sep-22	15-Sep-22	milligrams per litre (mg/L)		<1	
Monthly	05-Oct-22	13-Oct-22	milligrams per litre (mg/L)		<1	
Monthly	02-Nov-22	11-Nov-22	milligrams per litre (mg/L)		<1	
Monthly	07-Dec-22	15-Dec-22	milligrams per litre (mg/L)		CONDITION	<1
Monthly	09-Jan-23	17-Jan-23	milligrams per litre (mg/L)			<1
Monthly	01-Feb-23	09-Feb-23	milligrams per litre (mg/L)			<1
Monthly	01-Mar-23	09-Mar-23	milligrams per litre (mg/L)			<1
Monthly	05-Apr-23	17-Apr-23	milligrams per litre (mg/L)			<1
Monthly	03-May-23	10-May-23	milligrams per litre (mg/L)			<1



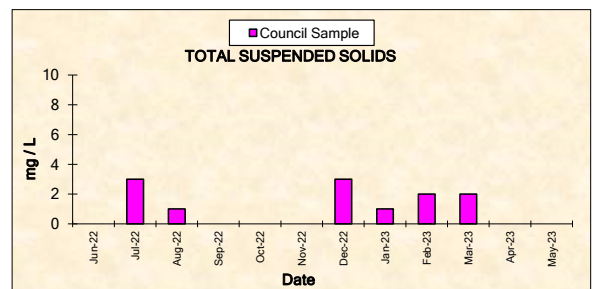
### TOTAL PHOSPHORUS

Frequency	Date Sample Obtained	Date Result Obtained	Unit of Measurement	EPA Limit	Council Sample	
Monthly	01-Jun-22	09-Jun-22	milligrams per litre (mg/L)	MONITORING	2.3	
Monthly	13-Jul-22	21-Jul-22	milligrams per litre (mg/L)		1.4	
Monthly	17-Aug-22	25-Aug-22	milligrams per litre (mg/L)		1.4	
Monthly	07-Sep-22	15-Sep-22	milligrams per litre (mg/L)		1.6	
Monthly	05-Oct-22	13-Oct-22	milligrams per litre (mg/L)		1.9	
Monthly	02-Nov-22	11-Nov-22	milligrams per litre (mg/L)		2.2	
Monthly	07-Dec-22	15-Dec-22	milligrams per litre (mg/L)		CONDITION	3.0
Monthly	09-Jan-23	17-Jan-23	milligrams per litre (mg/L)			2.7
Monthly	01-Feb-23	09-Feb-23	milligrams per litre (mg/L)			0.6
Monthly	01-Mar-23	09-Mar-23	milligrams per litre (mg/L)			3.0
Monthly	05-Apr-23	17-Apr-23	milligrams per litre (mg/L)			2.8
Monthly	03-May-23	10-May-23	milligrams per litre (mg/L)			2.8



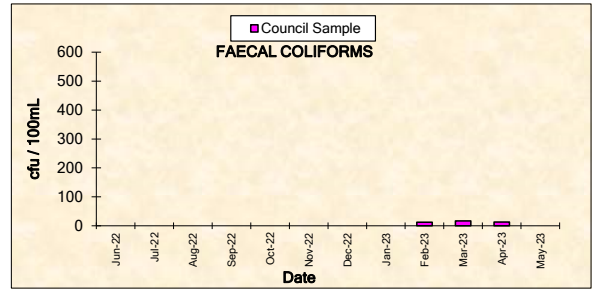
### TOTAL SUSPENDED SOLIDS

Frequency	Date Sample Obtained	Date Result Obtained	Unit of Measurement	EPA Limit	Council Sample	
Monthly	01-Jun-22	09-Jun-22	milligrams per litre (mg/L)	MONITORING	<1	
Monthly	13-Jul-22	21-Jul-22	milligrams per litre (mg/L)		3	
Monthly	17-Aug-22	25-Aug-22	milligrams per litre (mg/L)		1	
Monthly	07-Sep-22	15-Sep-22	milligrams per litre (mg/L)		<1	
Monthly	05-Oct-22	13-Oct-22	milligrams per litre (mg/L)		<1	
Monthly	02-Nov-22	11-Nov-22	milligrams per litre (mg/L)		<1	
Monthly	07-Dec-22	15-Dec-22	milligrams per litre (mg/L)		CONDITION	3
Monthly	09-Jan-23	17-Jan-23	milligrams per litre (mg/L)			1
Monthly	01-Feb-23	09-Feb-23	milligrams per litre (mg/L)			2
Monthly	01-Mar-23	09-Mar-23	milligrams per litre (mg/L)			2
Monthly	05-Apr-23	17-Apr-23	milligrams per litre (mg/L)			<1
Monthly	03-May-23	10-May-23	milligrams per litre (mg/L)			<1



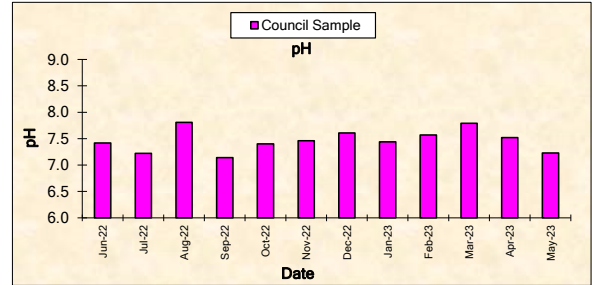
## FAECAL COLIFORMS

Frequency	Date Sample Obtained	Date Result Obtained	Unit of Measurement	EPA Limit	Council Sample
Monthly	01-Jun-22	09-Jun-22	colony forming units per 100 millilitres (cfu/100mL)	MONITORING	~3
Monthly	13-Jul-22	21-Jul-22	colony forming units per 100 millilitres (cfu/100mL)		<1
Monthly	17-Aug-22	25-Aug-22	colony forming units per 100 millilitres (cfu/100mL)		<1
Monthly	07-Sep-22	15-Sep-22	colony forming units per 100 millilitres (cfu/100mL)		<1
Monthly	05-Oct-22	13-Oct-22	colony forming units per 100 millilitres (cfu/100mL)		<1
Monthly	02-Nov-22	11-Nov-22	colony forming units per 100 millilitres (cfu/100mL)		<1
Monthly	07-Dec-22	15-Dec-22	colony forming units per 100 millilitres (cfu/100mL)		~6
Monthly	09-Jan-23	17-Jan-23	colony forming units per 100 millilitres (cfu/100mL)		<1
Monthly	01-Feb-23	09-Feb-23	colony forming units per 100 millilitres (cfu/100mL)		12
Monthly	01-Mar-23	09-Mar-23	colony forming units per 100 millilitres (cfu/100mL)		17
Monthly	05-Apr-23	17-Apr-23	colony forming units per 100 millilitres (cfu/100mL)		13
Monthly	03-May-23	10-May-23	colony forming units per 100 millilitres (cfu/100mL)		CONDITION



## pH

Frequency	Date Sample Obtained	Date Result Obtained	Unit of Measurement	EPA Limit	Council Sample
Monthly	01-Jun-22	09-Jun-22	pH	MONITORING	7.4
Monthly	13-Jul-22	21-Jul-22	pH		7.2
Monthly	17-Aug-22	25-Aug-22	pH		7.8
Monthly	07-Sep-22	15-Sep-22	pH		7.1
Monthly	05-Oct-22	13-Oct-22	pH		7.4
Monthly	02-Nov-22	11-Nov-22	pH		7.5
Monthly	07-Dec-22	15-Dec-22	pH		7.6
Monthly	09-Jan-23	17-Jan-23	pH		7.4
Monthly	01-Feb-23	09-Feb-23	pH		7.6
Monthly	01-Mar-23	09-Mar-23	pH		7.8
Monthly	05-Apr-23	17-Apr-23	pH		7.5
Monthly	03-May-23	10-May-23	pH		CONDITION



## AMMONIA NITROGEN

Frequency	Date Sample Obtained	Date Result Obtained	Unit of Measurement	EPA Limit	Council Sample	
Monthly	01-Jun-22	09-Jun-22	milligrams per litre (mg/L)	MONITORING	0.02	
Monthly	13-Jul-22	21-Jul-22	milligrams per litre (mg/L)		0.07	
Monthly	17-Aug-22	25-Aug-22	milligrams per litre (mg/L)		0.04	
Monthly	07-Sep-22	15-Sep-22	milligrams per litre (mg/L)		0.02	
Monthly	05-Oct-22	13-Oct-22	milligrams per litre (mg/L)		0.70	
Monthly	02-Nov-22	11-Nov-22	milligrams per litre (mg/L)		1.81	
Monthly	07-Dec-22	15-Dec-22	milligrams per litre (mg/L)		CONDITION	0.04
Monthly	09-Jan-23	17-Jan-23	milligrams per litre (mg/L)		3.31	
Monthly	01-Feb-23	09-Feb-23	milligrams per litre (mg/L)		0.02	
Monthly	01-Mar-23	09-Mar-23	milligrams per litre (mg/L)		0.15	
Monthly	05-Apr-23	17-Apr-23	milligrams per litre (mg/L)		0.02	
Monthly	03-May-23	10-May-23	milligrams per litre (mg/L)		CONDITION	0.10

